ANNEXURE "A"

QUARTERLY REPORT of CAPE WINELANDS DISTRICT MUNICIPALITY

CAPE WINELANDS DISTRICT
MUNICIPALITY • MUNISIPALITEIT • UMASIPALA

MARCH 2026

Annexure A / Bylaag A

FINANCIAL MANAGEMENT REPORT - MARCH 2026

IN YEAR REPORT FOR THE PERIOD ENDING

31 MARCH 2026 (Sec 52 (d))

CAPE WINELANDS DISTRICT
MUNICIPALITY • MUNISIPALITEIT • UMASIPALA

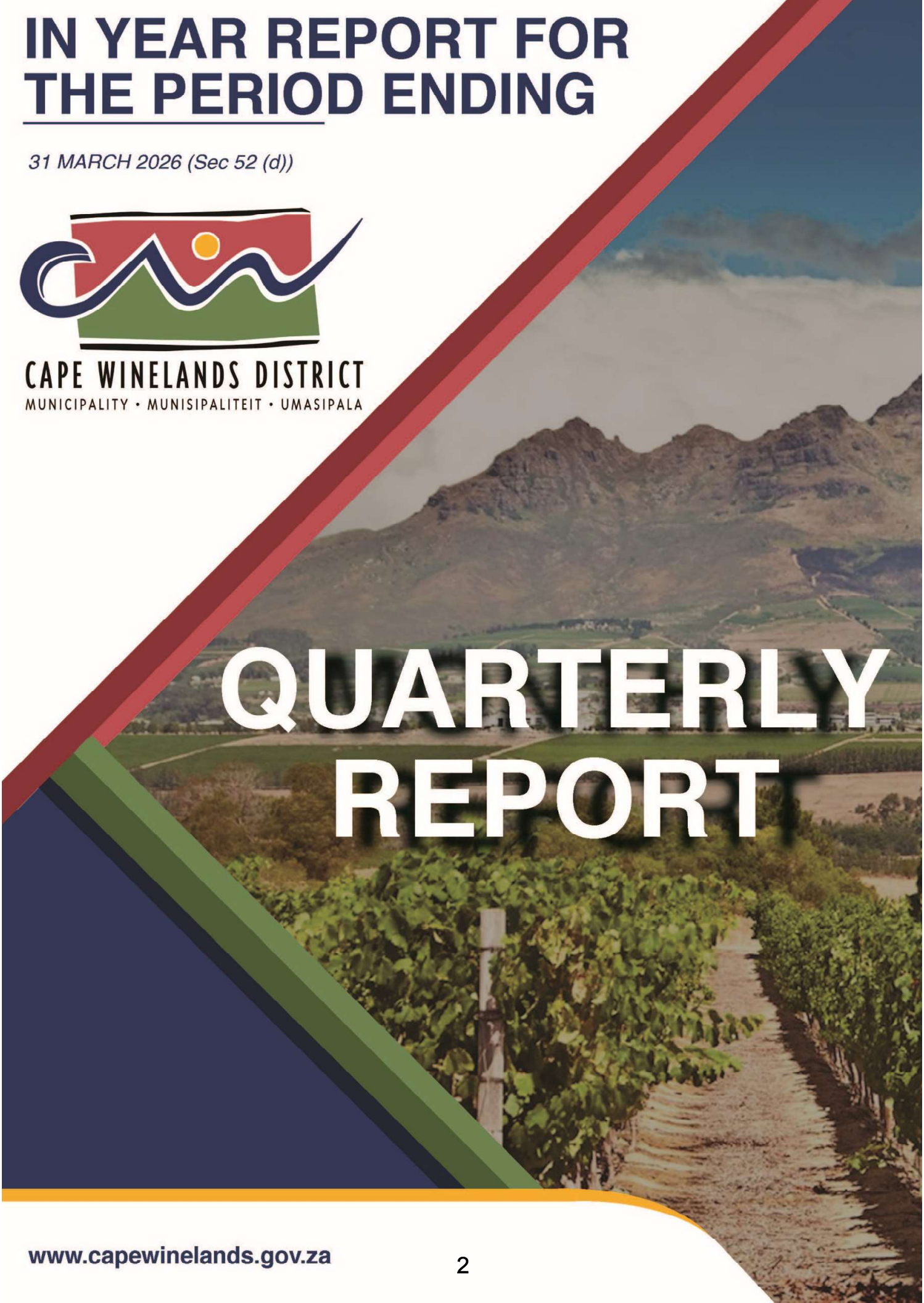

QUARTERLY REPORT

www.capewinelands.gov.za

Table of contents

Table of contents		**2**
1.	**PART 1 – IN YEAR REPORT**	**3**
1.1	**MAYOR'S REPORT**	**4**
1.2	**RESOLUTIONS**	**4**
1.3	**EXECUTIVE SUMMARY**	**6**
1.4	**IN- YEAR BUDGET STATEMENT TABLE**	**6**
1.4.1	Monthly Budget Summary Statement	7
1.4.2	Statement of Financial Performance (standard classification)	8
1.4.3	Statement of Financial Performance (revenue and expenditure by municipal vote)	9
1.4.4	Statement of Financial Performance (revenue and expenditure)	9
1.4.5	Capital Expenditure (municipal vote and funding)	11
1.4.6	Statement of Financial Position	12
1.4.7	Cash Flow Statement	14
2.	**PART 2 – SUPPORTING DOCUMENTATION**	**15**
2.1	**DEBTORS ANALYSIS**	**16**
2.2	**CREDITORS ANALYSIS**	**17**
2.3	**ACTUAL BORROW**	**17**
2.4	**INVESTMENT PORTFOLIO ANALYSIS**	**17**
2.5	**ALLOCATION AND GRANT RECEIPTS AND EXPENDITURE**	**19**
2.5.1	Grant Revenue	19
2.5.2	Grant Expenditure	20
2.6	**COUNCILLOR, BOARD MEMBER ALLOWANCES AND EMPLOYEE BENEFITS**	**21**
2.7	**MATERIAL VARIANCES TO THE SERVICE DELIVERY AND BUDGET IMPLEMENTATION PLAN**	**22**
2.8	**MUNICIPAL MANAGER'S QUALITY CERTIFICATE**	**22**



PART 1

In year Report

1.1. Executive Mayor's Report







The results reflected in the Section 52 report of the Municipality indicate the total operating expenditure percentage for the third quarter of the financial year at **70%** (and **77%** including commitments), compared to **69%** (**75%** including commitments) in 2025. Currently the expenditure amounts to **R 357 415 880** of which **R 29 415 439** are commitments from a total operating budget of **R 466 462 720**. Various tenders, formal and informal written price quotations have been approved for the 2025/2026 financial year.

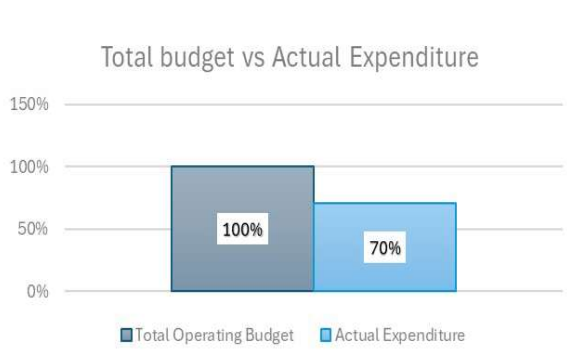

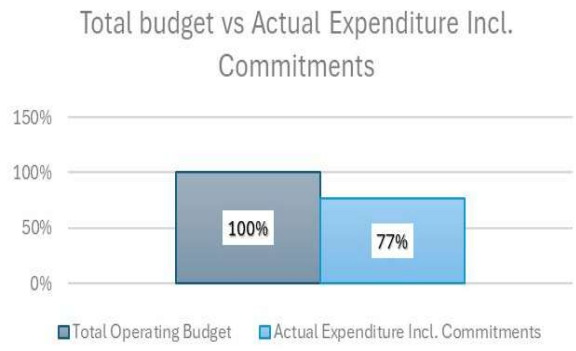

The current operating expenditure percentage is below the expenditure patterns as forecasted in the Service Delivery and Budget Implementation Plan (SDBIP).

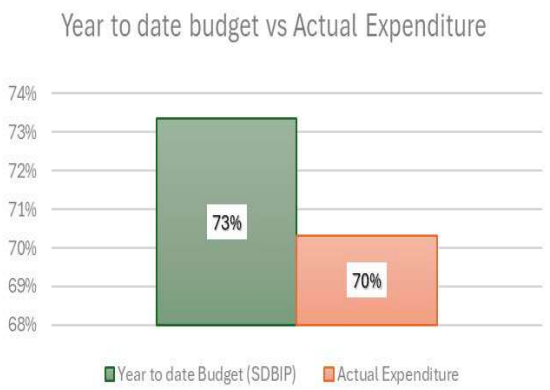

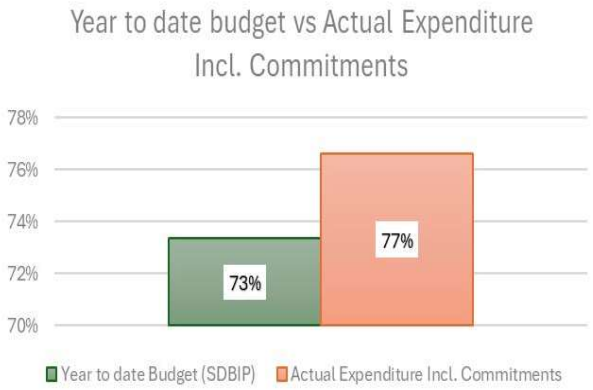

The current capital expenditure percentage for the third quarter of the financial year reflects **31%** (and **62%** including commitments), compared to **46%** (**72%** including commitments) in 2025. Currently the capital expenditure amounts to **R 35 792 124** of which **R 17 845 288** is committed from a total capital budget of **R 57 910 681**. Various tenders, formal and informal written price quotations have been approved for the 2025/2026 financial year.

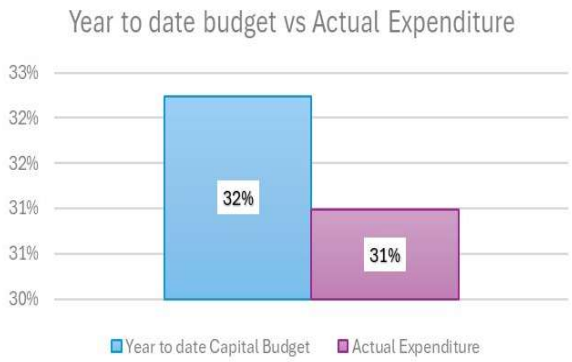

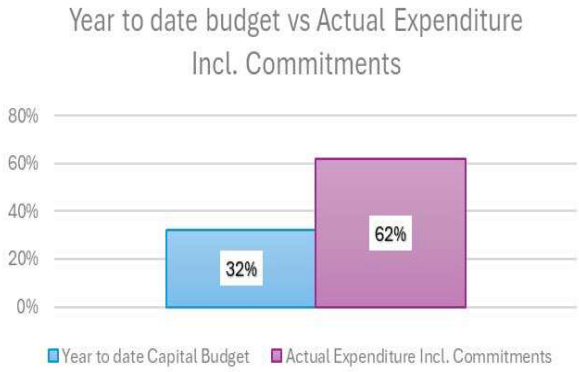

Currently the operating revenue (excluding capital transfers and contributions) indicates that **90%** of the revenue budget has realised, compared to **85%** in 2025. The revenue amounts to **R 419 347 126** from a total operating revenue of **R466 462 720**.

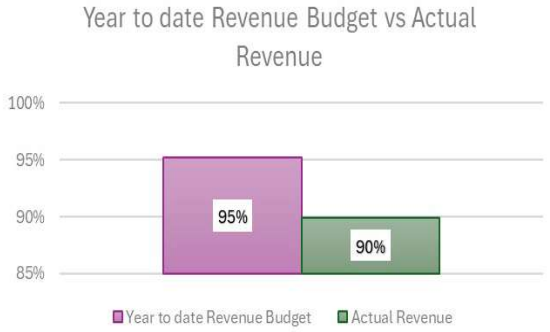

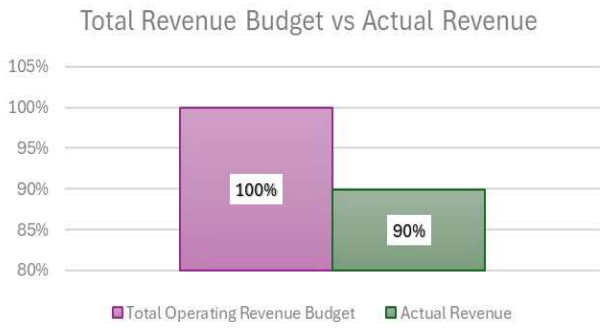

All the transfer payments have been received to date as anticipated per the National Treasury schedule.

Overall, the performance indicators reflect sound financial management, with expenditure broadly aligned to approved budgets and SDBIP projections when commitments are considered. No material risks relating to overspending or liquidity have been identified at this stage.

1.2. Resolutions

No Resolution

1.3. Executive Summary

This report is a summary of the main budgetary matters arising from the financial monitoring process.

The Service Delivery Budget Implementation Plan (SDBIP) projections are compared to the progress made with regards to the implementation of the 2025/2026 Budget, and any material discrepancies are followed up to ensure that the Municipality achieves its strategic objectives as documented in the Integrated Development Plan (IDP).

This activity is in compliance with section 54 of the MFMA, which requires the mayor to consider the section 71 report and take appropriate action to ensure that the approved budget is implemented in accordance with the SDBIP.

1.4. IN- YEAR BUDGET STATEMENT TABLE

See tables below.

1.4.1. Monthly Budget Summary Statement

DC2 Cape Winelands DM - Table C1 Monthly Budget Statement Summary - Q3 Third Quarter

Description	2024/25	Budget Year 2025/26							
R thousands	Audited Outcome	Original Budget	Adjusted Budget	Monthly Actual	YearTD Actual	YearTD Budget	YTD Variance	YTD Variance %	Full Year Forecast
Financial Performance									
Property rates	–	–	–	–	–	–	–		–
Service charges	–	16,875	–	–	–	–	–		–
Investment revenue	86,566	85,000	85,000	7,190	64,457	66,447	(1,990)	-3%	85,000
Transfers and subsidies - Operational	272,374	281,571	281,953	69,057	278,096	279,662	(1,566)	-1%	281,953
Other own revenue	153,565	99,731	99,509	12,819	76,794	97,908	(21,114)	-22%	99,509
Total Revenue (excluding capital transfers and	**512,505**	**483,177**	**466,463**	**89,066**	**419,347**	**444,017**	**(24,670)**	**-6%**	**466,463**
Employee costs	256,198	254,460	256,330	23,399	199,245	201,074	(1,829)	-1%	256,330
Remuneration of Councillors	15,245	16,268	15,665	1,580	11,430	11,459	(29)	-0%	15,665
Depreciation and amortisation	8,648	11,557	10,129	877	7,263	7,135	128	2%	10,129
Interest	2,462	9,569	7,660	809	5,174	6,549	(1,376)	-21%	7,660
Inventory consumed and bulk purchases	31,353	16,434	21,292	6,014	15,691	18,090	(2,399)	-13%	21,292
Transfers and subsidies	14,187	15,190	9,002	2,721	5,409	4,753	657	14%	9,002
Other expenditure	133,829	159,700	146,386	10,609	83,787	93,036	(9,249)	-10%	146,386
Total Expenditure	**461,922**	**483,177**	**466,463**	**46,009**	**328,000**	**342,097**	**(14,096)**	**-4%**	**466,463**
Surplus/(Deficit)	**50,583**	**–**	**–**	**43,057**	**91,347**	**101,921**	**(10,574)**	**-10%**	**–**
Transfers and subsidies - capital (monetary allocations)	807	4,321	2,335	–	–	35	(35)	-100%	2,335
Transfers and subsidies - capital (in-kind)	–	–	–	–	–	–	–		–
Surplus/(Deficit) after capital transfers & contributions	**51,390**	**4,321**	**2,335**	**43,057**	**91,347**	**101,956**	**(10,609)**	**-10%**	**2,335**
Share of surplus/ (deficit) of associate	–	–	–	–	–	–	–		–
Surplus/ (Deficit) for the year	**51,390**	**4,321**	**2,335**	**43,057**	**91,347**	**101,956**	**(10,609)**	**-10%**	**2,335**
Capital expenditure & funds sources									
Capital expenditure	**104,412**	**112,650**	**57,911**	**342**	**17,947**	**18,671**	**(724)**	**-4%**	**57,911**
Capital transfers recognised	745	4,321	2,335	(940)	–	535	(535)	-100%	2,335
Borrowing	90,888	–	–	–	–	–	–		–
Internally generated funds	12,779	108,329	55,576	1,282	17,947	18,136	(189)	-1%	55,576
Total sources of capital funds	**104,412**	**112,650**	**57,911**	**342**	**17,947**	**18,671**	**(724)**	**-4%**	**57,911**
Financial position									
Total current assets	532,910	401,002	404,146		513,910				404,146
Total non current assets	687,313	807,592	815,095		777,981				815,095
Total current liabilities	80,436	60,663	72,100		48,398				72,100
Total non current liabilities	228,721	265,467	233,930		241,080				233,930
Community wealth/Equity	911,067	882,464	913,212		1,002,413				913,212
Cash flows									
Net cash from (used) operating	30,328	4,570	(10,007)	31,641	59,955	5,936	(54,019)	-910%	(10,007)
Net cash from (used) investing	(127,930)	(147,926)	(144,731)	(342)	(99,651)	(103,223)	(3,571)	3%	(144,731)
Net cash from (used) financing	83,739	(8,140)	(8,140)	(659)	(6,026)	(5,987)	39	-1%	(8,140)
Cash/cash equivalents at the month/year end	**410,384**	**239,798**	**247,506**	**–**	**364,662**	**307,111**	**(57,551)**	**-19%**	**247,506**

Debtors & creditors analysis	0-30 Days	31-60 Days	61-90 Days	91-120 Days	121-150 Dys	151-180 Dys	181 Dys-1 Yr	Over 1Yr	Total
Debtors Age Analysis									
Total By Income Source	353	1	28	2	15	2	573	790	1,765
Creditors Age Analysis									
Total Creditors	61	–	–	–	–	–	–	–	61

As at 31 March 2026, the Municipality has a current ratio of 10.62:1, which indicates that current assets significantly exceed current liabilities. This reflects a strong liquidity position and supports the assessment that the Municipality is able to meet its short-term obligations as they fall due.

Cash and cash equivalents amounted to R364 662 262 at month-end, providing sufficient cash cover for operating expenditure commitments of R27 004 921. The level of available cash relative to outstanding commitments indicates no liquidity or cash-flow risk at reporting date and supports the going-concern assumption applied in the preparation of the interim financial information.

1.4.2. Statement of Financial Performance (standard classification)

DC2 Cape Winelands DM - Table C2 Monthly Budget Statement - Financial Performance (functional classification) - Q3 Third Quarter

Description	Ref	2024/25	Budget Year 2025/26							
R thousands		Audited Outcome	Original Budget	Adjusted Budget	Monthly Actual	YearTD Actual	YearTD Budget	YTD Variance	YTD Variance	Full Year Forecast
									%	
Revenue - Functional										
Governance and administration		**377,110**	**369,255**	**369,327**	**76,941**	**347,546**	**349,302**	(1,756)	-1%	**369,327**
Executive and council		114,680	97,058	97,058	8,106	72,706	77,812	(5,105)	-7%	97,058
Finance and administration		262,429	272,197	272,269	68,835	274,840	271,490	3,349	1%	272,269
Internal audit		–	–	–	–	–	–	–		–
Community and public safety		**2,403**	**2,349**	**4,401**	**122**	**1,263**	**1,560**	(297)	-19%	**4,401**
Community and social services		1,065	1,076	3,158	44	700	1,015	(315)	-31%	3,158
Sport and recreation		–	–	–	–	–	–	–		–
Public safety		470	620	620	24	88	104	(16)	-15%	620
Housing		–	–	–	–	–	–	–		–
Health		868	653	623	54	476	442	34	8%	623
Economic and environmental services		**133,799**	**99,019**	**95,069**	**12,004**	**70,538**	**93,190**	(22,652)	-24%	**95,069**
Planning and development		4,047	5,626	5,462	29	2,713	3,721	(1,008)	-27%	5,462
Road transport		129,752	93,393	89,607	11,974	67,825	89,469	(21,644)	-24%	89,607
Environmental protection		–	–	–	–	–	–	–		–
Trading services		**–**	**16,875**	**–**	**–**	**–**	**–**	–		**–**
Energy sources		–	–	–	–	–	–	–		–
Water management		–	–	–	–	–	–	–		–
Waste water management		–	–	–	–	–	–	–		–
Waste management		–	16,875	–	–	–	–	–		–
Other	4	**–**	**–**	**–**	**–**	**–**	**–**	–		**–**
Total Revenue - Functional	2	**513,312**	**487,498**	**468,798**	**89,066**	**419,347**	**444,052**	**(24,705)**	**-6%**	**468,798**
Expenditure - Functional										
Governance and administration		**155,187**	**177,194**	**173,076**	**11,747**	**113,939**	**116,140**	(2,202)	-2%	**173,076**
Executive and council		56,641	60,361	57,546	3,770	38,411	39,537	(1,127)	-3%	57,546
Finance and administration		95,033	113,258	111,903	7,721	72,925	73,897	(972)	-1%	111,903
Internal audit		3,513	3,575	3,627	255	2,603	2,706	(103)	-4%	3,627
Community and public safety		**131,888**	**141,810**	**146,833**	**11,806**	**101,253**	**104,039**	(2,786)	-3%	**146,833**
Community and social services		21,200	27,194	25,909	1,851	12,854	16,872	(4,019)	-24%	25,909
Sport and recreation		–	–	–	–	–	–	–		–
Public safety		67,635	69,727	73,953	6,428	55,175	53,227	1,948	4%	73,953
Housing		–	–	–	–	–	–	–		–
Health		43,052	44,888	46,971	3,527	33,224	33,939	(716)	-2%	46,971
Economic and environmental services		**165,517**	**133,326**	**130,512**	**21,208**	**104,168**	**110,339**	(6,171)	-6%	**130,512**
Planning and development		32,968	36,213	36,294	4,887	18,055	17,798	257	1%	36,294
Road transport		132,549	97,113	94,218	16,321	86,112	92,541	(6,428)	-7%	94,218
Environmental protection		–	–	–	–	–	–	–		–
Trading services		**32**	**19,952**	**7,813**	**770**	**4,156**	**6,142**	(1,986)	-32%	**7,813**
Energy sources		–	–	–	–	–	–	–		–
Water management		–	–	–	–	–	–	–		–
Waste water management		–	–	–	–	–	–	–		–
Waste management		32	19,952	7,813	770	4,156	6,142	(1,986)	-32%	7,813
Other		**9,297**	**10,896**	**8,229**	**478**	**4,485**	**5,437**	**(951)**	**-17%**	**8,229**
Total Expenditure - Functional	3	**461,922**	**483,177**	**466,463**	**46,009**	**328,000**	**342,097**	**(14,096)**	**-4%**	**466,463**
Surplus/ (Deficit) for the year		**51,390**	**4,321**	**2,335**	**43,057**	**91,347**	**101,956**	**(10,609)**	**-10%**	**2,335**

1.4.3. Statement of Financial Performance (revenue and expenditure by municipal vote)

DC2 Cape Winelands DM - Table C3 Monthly Budget Statement - Financial Performance (revenue and expenditure by municipal vote) - Q3 Third

Vote Description	Ref	2024/25	Budget Year 2025/26							
R thousands		Audited Outcome	Original Budget	Adjusted Budget	Monthly Actual	YearTD Actual	YearTD Budget	YTD Variance	YTD Variance %	Full Year Forecast
Revenue by Vote	1									
Vote 1 - REGIONAL DEV AND PLANNING		–	–	–	–	–	–	–		–
Vote 2 - COMM AND DEV SERVICES		–	–	–	–	–	–	–		–
Vote 3 - ENGINEERING		–	–	–	–	–	–	–		–
Vote 4 - RURAL AND SOCIAL		–	–	–	–	–	–	–		–
Vote 5 - OFFICE OF THE MM		–	–	–	–	–	–	–		–
Vote 6 - FINANCIAL SERVICES		–	–	–	–	–	–	–		–
Vote 7 - CORPORATE SERVICES		–	–	–	–	–	–	–		–
Vote 8 - ROADS AGENCY		–	–	–	–	–	–	–		–
Vote 9 - CORPORATE SERVICES		–	–	–	–	–	–	–		–
Vote 10 - MUNICIPAL MANAGER		–	–	–	–	–	–	–		–
Vote 11 - CORPORATE SERVICES		115,094	97,393	97,493	8,269	73,107	77,887	(4,780)	-6.1%	97,493
Vote 12 - CORPORATE SERVICES		–	–	–	–	–	–	–		–
Vote 13 - FINANCIAL SERVICES		261,573	271,862	271,834	68,672	274,439	271,415	3,024	1.1%	271,834
Vote 14 - COMMUNITY DEVELOPMENT AND PLANNING		2,840	2,349	4,401	122	1,263	1,560	(297)	-19.1%	4,401
Vote 15 - TECHNICAL SERVICES		133,805	115,894	95,069	12,004	70,538	93,190	(22,652)	-24.3%	95,069
Total Revenue by Vote	2	**513,312**	**487,498**	**468,798**	**89,066**	**419,347**	**444,052**	**(24,705)**	**-5.6%**	**468,798**
Expenditure by Vote	1									
Vote 1 - REGIONAL DEV AND PLANNING		–	–	–	–	–	–	–		–
Vote 2 - COMM AND DEV SERVICES		–	–	–	–	–	–	–		–
Vote 3 - ENGINEERING		–	–	–	–	–	–	–		–
Vote 4 - RURAL AND SOCIAL		–	–	–	–	–	–	–		–
Vote 5 - OFFICE OF THE MM		–	–	–	–	–	–	–		–
Vote 6 - FINANCIAL SERVICES		–	–	–	–	–	–	–		–
Vote 7 - CORPORATE SERVICES		–	–	–	–	–	–	–		–
Vote 8 - ROADS AGENCY		–	–	–	–	–	–	–		–
Vote 9 - CORPORATE SERVICES		–	–	–	–	–	–	–		–
Vote 10 - MUNICIPAL MANAGER		13,915	18,594	16,741	1,387	10,386	10,685	(299)	-2.8%	16,741
Vote 11 - CORPORATE SERVICES		91,925	102,917	102,097	6,985	67,380	68,352	(972)	-1.4%	102,097
Vote 12 - CORPORATE SERVICES		22,071	24,928	25,636	1,501	17,256	16,577	679	4.1%	25,636
Vote 13 - FINANCIAL SERVICES		29,751	34,325	32,191	2,440	21,653	22,825	(1,172)	-5.1%	32,191
Vote 14 - COMMUNITY DEVELOPMENT AND PLANNING		153,331	163,960	164,026	14,250	110,885	114,353	(3,468)	-3.0%	164,026
Vote 15 - TECHNICAL SERVICES		150,929	138,452	125,771	19,445	100,440	109,305	(8,865)	-8.1%	125,771
Total Expenditure by Vote	2	**461,922**	**483,177**	**466,463**	**46,009**	**328,000**	**342,097**	**(14,096)**	**-4.1%**	**466,463**
Surplus/ (Deficit) for the year	2	**51,390**	**4,321**	**2,335**	**43,057**	**91,347**	**101,956**	**(10,609)**	**-10.4%**	**2,335**

1.4.4. Statement of Financial Performance (revenue and expenditure)

DC2 Cape Winelands DM - Table C4 Monthly Budget Statement - Financial Performance (revenue and expenditure) - Q3 Third Quarter

Description	Ref	2024/25	Budget Year 2025/26							
R thousands		Audited Outcome	Original Budget	Adjusted Budget	Monthly Actual	YearTD Actual	YearTD Budget	YTD Variance	YTD Variance	Full Year Forecast
									%	
Revenue										
Exchange Revenue										
Service charges - Electricity		–	–	–	–	–	–	–		–
Service charges - Water		–	–	–	–	–	–	–		–
Service charges - Waste Water Management		–	–	–	–	–	–	–		–
Service charges - Waste management		–	16,875	–	–	–	–	–		–
Sale of Goods and Rendering of Services		12,603	8,531	8,661	953	8,454	8,578	(123)	-1%	8,661
Agency services		122,959	88,478	88,478	11,638	67,072	88,478	(21,406)	-24%	88,478
Interest		–	–	–	–	–	–	–		–
Interest earned from Receivables		–	–	–	–	–	–	–		–
Interest earned from Current and Non Current Assets		86,566	85,000	85,000	7,190	64,457	66,447	(1,990)	-3%	85,000
Dividends		–	–	–	–	–	–	–		–
Rent on Land		–	–	–	–	–	–	–		–
Rental from Fixed Assets		259	240	18	3	14	14	0	0%	18
Licence and permits		868	653	623	54	476	442	34	8%	623
Special rating levies		–	–	–	–	–	–	–		–
Operational Revenue		1,189	1,475	1,375	170	779	398	381	96%	1,375
Non-Exchange Revenue										
Property rates		–	–	–	–	–	–	–		–
Surcharges and Taxes		–	–	–	–	–	–	–		–
Fines, penalties and forfeits		–	–	–	–	–	–	–		–
Licence and permits		–	–	–	–	–	–	–		–
Transfer and subsidies - Operational		272,374	281,571	281,953	69,057	278,096	279,662	(1,566)	-1%	281,953
Interest		–	–	–	–	–	–	–		–
Fuel Levy		–	–	–	–	–	–	–		–
Operational Revenue		–	–	–	–	–	–	–		–
Gains on disposal of Assets		–	–	–	–	–	–	–		–
Other Gains		15,688	355	355	–	–	–	–		355
Discontinued Operations		–	–	–	–	–	–	–		–
Total Revenue (excluding capital transfers and		**512,505**	**483,177**	**466,463**	**89,066**	**419,347**	**444,017**	**(24,670)**	**-6%**	**466,463**
Expenditure By Type										
Employee related costs		256,198	254,460	256,330	23,399	199,245	201,074	(1,829)	-1%	256,330
Remuneration of councillors		15,245	16,268	15,665	1,580	11,430	11,459	(29)	0%	15,665
Bulk purchases - electricity		–	–	–	–	–	–	–		–
Inventory consumed		31,353	16,434	21,292	6,014	15,691	18,090	(2,399)	-13%	21,292
Debt impairment		244	100	100	–	–	–	–		100
Depreciation and amortisation		8,648	11,557	10,129	877	7,263	7,135	128	2%	10,129
Interest		2,462	9,569	7,660	809	5,174	6,549	(1,376)	-21%	7,660
Contracted services		51,271	77,356	71,203	5,949	33,942	40,117	(6,175)	-15%	71,203
Transfers and subsidies		14,187	15,190	9,002	2,721	5,409	4,753	657	14%	9,002
Irrecoverable debts written off		94	200	200	–	–	–	–		200
Operational costs		81,698	77,489	70,316	4,655	49,829	52,908	(3,079)	-6%	70,316
Losses on Disposal of Assets		346	–	12	5	16	11	5	44%	12
Other Losses		176	4,555	4,555	–	–	–	–		4,555
Total Expenditure		**461,922**	**483,177**	**466,463**	**46,009**	**328,000**	**342,097**	**(14,096)**	**-4%**	**466,463**
Surplus/(Deficit)		**50,583**	**–**	**–**	**43,057**	**91,347**	**101,921**	**(10,574)**	**(0)**	**–**
Transfers and subsidies - capital (monetary allocations)		807	4,321	2,335	–	–	35	(35)	(0)	2,335
Transfers and subsidies - capital (in-kind)		–	–	–	–	–	–	–		–
Surplus/(Deficit) after capital transfers &		**51,390**	**4,321**	**2,335**	**43,057**	**91,347**	**101,956**			**2,335**
Income Tax		–	–	–	–	–	–	–		–
Surplus/(Deficit) after income tax		**51,390**	**4,321**	**2,335**	**43,057**	**91,347**	**101,956**			**2,335**
Share of Surplus/Deficit attributable to Joint Venture		–	–	–	–	–	–			–
Share of Surplus/Deficit attributable to Minorities		–	–	–	–	–	–			–
Surplus/(Deficit) attributable to municipality		**51,390**	**4,321**	**2,335**	**43,057**	**91,347**	**101,956**			**2,335**
Share of Surplus/Deficit attributable to Associate		–	–	–	–	–	–			–
Intercompany/Parent subsidiary transactions		–	–	–	–	–	–			–
Surplus/ (Deficit) for the year		**51,390**	**4,321**	**2,335**	**43,057**	**91,347**	**101,956**			**2,335**

Reasons for the variances on the Financial Performance (revenue and expenditure):

Revenue by source:

Agency Services

The variance is mainly due to the March 2026 claim not being finalised by month-end, as claims are processed after the close of the reporting period.

Operating revenue

The variance resulted from the skills development levy being received earlier than anticipated during the budget process, as well as the actual amount received being approximately 20% higher than originally projected.

Expenditure by type:

Inventory consumed, Contracted services and Transfer and subsidies

The variance is due to the performance of different projects. The details on the progress of each project can be located on page 34.

Losses on Disposal of Assets

The variance is attributable to the inherent uncertainty in accurately forecasting the quantity and type of assets to be disposed of during the budgeting process.

1.4.5. Capital Expenditure (municipal vote and funding)

DC2 Cape Winelands DM - Table C5 Monthly Budget Statement - Capital Expenditure (municipal vote, functional classification and funding) - Q3 Third Quarter

Vote Description	Ref	2024/25	Budget Year 2025/26							
		Audited Outcome	Original Budget	Adjusted Budget	Monthly Actual	YearTD Actual	YearTD Budget	YTD Variance	YTD Variance %	Full Year Forecast
R thousands	1									
Multi-Year expenditure appropriation	2									
Vote 1 - REGIONAL DEV AND PLANNING		–	–	–	–	–	–	–		–
Vote 2 - COMM AND DEV SERVICES		–	–	–	–	–	–	–		–
Vote 3 - ENGINEERING		–	–	–	–	–	–	–		–
Vote 4 - RURAL AND SOCIAL		–	–	–	–	–	–	–		–
Vote 5 - OFFICE OF THE MM		–	–	–	–	–	–	–		–
Vote 6 - FINANCIAL SERVICES		–	–	–	–	–	–	–		–
Vote 7 - CORPORATE SERVICES		–	–	–	–	–	–	–		–
Vote 8 - ROADS AGENCY		–	–	–	–	–	–	–		–
Vote 9 - CORPORATE SERVICES		–	–	–	–	–	–	–		–
Vote 10 - MUNICIPAL MANAGER		80	–	–	–	–	–	–		–
Vote 11 - CORPORATE SERVICES		–	–	–	–	–	–	–		–
Vote 12 - CORPORATE SERVICES		29	4,400	4,400	–	3,072	4,400	(1,328)	-30%	4,400
Vote 13 - FINANCIAL SERVICES		–	–	–	–	–	–	–		–
Vote 14 - COMMUNITY DEVELOPMENT AND PLANNING SERVICES		416	10,100	6,400	–	448	948	(500)	-53%	6,400
Vote 15 - TECHNICAL SERVICES		90,945	156	6,150	–	4,524	4,012	512	13%	6,150
Total Capital Multi-year expenditure	4,7	**91,470**	**14,656**	**16,950**	**–**	**8,044**	**9,360**	**(1,315)**	**-14%**	**16,950**
Single Year expenditure appropriation	2									
Vote 1 - REGIONAL DEV AND PLANNING		–	–	–	–	–	–	–		–
Vote 2 - COMM AND DEV SERVICES		–	–	–	–	–	–	–		–
Vote 3 - ENGINEERING		–	–	–	–	–	–	–		–
Vote 4 - RURAL AND SOCIAL		–	–	–	–	–	–	–		–
Vote 5 - OFFICE OF THE MM		–	–	–	–	–	–	–		–
Vote 6 - FINANCIAL SERVICES		–	–	–	–	–	–	–		–
Vote 7 - CORPORATE SERVICES		–	–	–	–	–	–	–		–
Vote 8 - ROADS AGENCY		–	–	–	–	–	–	–		–
Vote 9 - CORPORATE SERVICES		–	–	–	–	–	–	–		–
Vote 10 - MUNICIPAL MANAGER		166	1,405	129	–	50	100	(50)	-50%	129
Vote 11 - CORPORATE SERVICES		1,918	1,481	1,959	–	–	755	(755)	-100%	1,959
Vote 12 - CORPORATE SERVICES		2,334	12,400	7,400	–	1,948	2,000	(52)	-3%	7,400
Vote 13 - FINANCIAL SERVICES		222	174	174	–	–	114	(114)	-100%	174
Vote 14 - COMMUNITY DEVELOPMENT AND PLANNING SERVICES		5,336	48,409	15,114	782	6,267	4,465	1,803	40%	15,114
Vote 15 - TECHNICAL SERVICES		2,964	34,126	16,185	(440)	1,637	1,877	(240)	-13%	16,185
Total Capital single-year expenditure	4	12,942	97,994	40,961	342	9,902	9,311	**592**	**6%**	40,961
Total Capital Expenditure	3	**104,412**	**112,650**	**57,911**	**342**	**17,947**	**18,671**	**(724)**	**-4%**	**57,911**
Capital Expenditure - Functional Classification										
Governance and administration		**4,751**	**19,860**	**14,062**	**–**	**5,070**	**7,369**	(2,299)	-31%	**14,062**
Executive and council		91	162	165	–	–	15	(15)	-100%	165
Finance and administration		4,634	18,693	13,892	–	5,070	7,354	(2,284)	-31%	13,892
Internal audit		25	1,005	5	–	–	–	–		5
Community and public safety		**5,723**	**58,477**	**21,484**	**782**	**6,715**	**5,382**	1,333	25%	**21,484**
Community and social services		1,569	24,675	9,148	5	1,027	1,681	(654)	-39%	9,148
Sport and recreation		–	–	–	–	–	–	–		–
Public safety		4,125	33,610	12,120	776	5,688	3,485	2,203	63%	12,120
Housing		–	–	–	–	–	–	–		–
Health		29	192	216	–	–	216	(216)	-100%	216
Economic and environmental services		**3,050**	**34,164**	**16,216**	**(440)**	**1,637**	**1,908**	(271)	-14%	**16,216**
Planning and development		2,743	30,343	16,181	501	1,637	1,873	(236)	-13%	16,181
Road transport		307	3,821	35	(940)	–	35	(35)	-100%	35
Environmental protection		–	–	–	–	–	–	–		–
Trading services		**90,888**	**150**	**6,150**	**–**	**4,524**	**4,012**	512	13%	**6,150**
Energy sources		–	–	–	–	–	–	–		–
Water management		–	–	–	–	–	–	–		–
Waste water management		–	–	–	–	–	–	–		–
Waste management		90,888	150	6,150	–	4,524	4,012	512	13%	6,150
Other		–	–	–	–	–	–	–		–
Total Capital Expenditure - Functional Classification	3	**104,412**	**112,650**	**57,911**	**342**	**17,947**	**18,671**	**(724)**	**-4%**	**57,911**
Funded by:										
National Government		–	–	–	–	–	–	–		–
Provincial Government		745	4,321	2,335	(940)	–	535	(535)	-100%	2,335
District Municipality		–	–	–	–	–	–	–		–
Transfers and subsidies - capital (monetary allocations) (Nat / Prov Departm Agencies, Households, Non-profit Institutions, Private Enterprises, Public Corporatons, Higher Educ Institutions)		–	–	–	–	–	–	–		–
Transfers recognised - capital		**745**	**4,321**	**2,335**	**(940)**	**–**	**535**	**(535)**	**-100%**	**2,335**
Borrowing	6	90,888	–	–	–	–	–	–		–
Internally generated funds		12,779	108,329	55,576	1,282	17,947	18,136	(189)	-1%	55,576
Total Capital Funding	7	**104,412**	**112,650**	**57,911**	**342**	**17,947**	**18,671**	**(724)**	**-4%**	**57,911**

As at the end of March 2026, the municipality have capital expenditure commitments amounting to R17 845 288, primarily relating to the Fire Services and Building Maintenance votes.

During the adjustment budget process, a committed amount of R4 588 118 for the procurement of a Major 4x4 fire-fighting vehicle, was rolled over to the 2026/2027 financial year, as the service provider has confirmed that delivery will not take place before 30 June 2026.

Capital projects with a budgeted value of R583 600 are currently pending the finalisation of an appeal process and have therefore not yet progressed to expenditure.

1.4.6. Statement of Financial Position

DC2 Cape Winelands DM - Table C6 Monthly Budget Statement - Financial Position - Q3 Third Quarter

Description	Ref	2024/25	Budget Year 2025/26			
R thousands		Audited Outcome	Original Budget	Adjusted Budget	YearTD Actual	Full Year Forecast
ASSETS	1					
Current assets						
Cash and cash equivalents		410,384	239,798	247,506	364,662	247,506
Trade and other receivables from exchange transactions		6,445	12,405	3,916	76	3,916
Receivables from non-exchange transactions		181	187	181	131	181
Current portion of non-current receivables		–	–	–	(2,081)	–
Inventory		1,957	4,095	1,489	1,100	1,489
VAT		8,440	5,484	8,245	7,996	8,245
Other current assets		105,501	139,033	142,808	142,026	142,808
Total current assets		**532,910**	**401,002**	**404,146**	**513,910**	**404,146**
Non current assets						
Investments		408,000	398,000	488,000	488,000	488,000
Investment property		–	–	–	–	–
Property, plant and equipment		279,088	408,511	326,970	289,784	326,970
Biological assets		–	–	–	–	–
Living and non-living resources		–	–	–	–	–
Heritage assets		–	–	–	–	–
Intangible assets		226	1,081	125	196	125
Trade and other receivables from exchange transactions		–	–	–	–	–
Non-current receivables from non-exchange transactions		–	–	–	–	–
Other non-current assets		–	–	–	–	–
Total non current assets		**687,313**	**807,592**	**815,095**	**777,981**	**815,095**
TOTAL ASSETS		**1,220,223**	**1,208,594**	**1,219,242**	**1,291,891**	**1,219,242**
LIABILITIES						
Current liabilities						
Bank overdraft		–	–	–	–	–
Financial liabilities		8,140	(0)	8,957	2,114	8,957
Consumer deposits		23	23	23	23	23
Trade and other payables from exchange transactions		25,449	13,908	14,292	6,669	14,292
Trade and other payables from non-exchange transactions		4,170	–	(150)	5,211	(150)
Provision		40,061	46,665	45,097	30,202	45,097
VAT		2,593	67	3,881	4,179	3,881
Other current liabilities		–	–	–	–	–
Total current liabilities		**80,436**	**60,663**	**72,100**	**48,398**	**72,100**
Non current liabilities						
Financial liabilities		75,598	75,598	66,642	75,598	66,642
Provision		13,717	14,158	14,688	15,719	14,688
Long term portion of trade payables		–	–	–	–	–
Other non-current liabilities		139,406	175,711	152,600	149,762	152,600
Total non current liabilities		**228,721**	**265,467**	**233,930**	**241,080**	**233,930**
TOTAL LIABILITIES		**309,157**	**326,130**	**306,029**	**289,478**	**306,029**
NET ASSETS	2	**911,067**	**882,464**	**913,212**	**1,002,413**	**913,212**
COMMUNITY WEALTH/EQUITY						
Accumulated Surplus/(Deficit)		850,183	808,670	852,328	945,760	852,328
Reserves and funds		60,884	73,794	60,884	56,653	60,884
Other		–	–	–	–	–
TOTAL COMMUNITY WEALTH/EQUITY	2	**911,067**	**882,464**	**913,212**	**1,002,413**	**913,212**

The Capital Replacement Reserve that is ring fenced within the reserves is adequate to cover the acquisition of assets for the 2025/2026 MTREF.

1.4.7. Cash Flow Statement

DC2 Cape Winelands DM - Table C7 Monthly Budget Statement - Cash Flow - Q3 Third Quarter

Description	Ref	2024/25	Budget Year 2025/26							
R thousands		Audited Outcome	Original Budget	Adjusted Budget	Monthly Actual	YearTD Actual	YearTD Budget	YTD Variance	YTD Variance	Full Year Forecast
CASH FLOW FROM OPERATING ACTIVITIES	1								%	
Receipts										
Property rates		–	–	–	–	–	–	–		–
Service charges		–	9,703	–	–	–	–	–		–
Other revenue		127,331	150,348	134,294	2,821	86,908	103,101	(16,192)	-16%	134,294
Transfers and Subsidies - Operational		268,592	281,571	281,671	68,570	280,725	282,061	(1,336)	0%	281,671
Transfers and Subsidies - Capital		2,300	4,321	535	–	500	535	(35)	-7%	535
Interest		44,412	48,120	48,120	2,430	27,751	32,876	(5,125)	-16%	48,120
Dividends		–	–	–	–	–	–	–		–
Payments										
Suppliers and employees		(396,145)	(466,608)	(459,609)	(38,708)	(326,589)	(402,306)	(75,716)	19%	(459,609)
Interest		(1,976)	(7,695)	(5,766)	(660)	(3,838)	(5,157)	(1,319)	26%	(5,766)
Transfers and Subsidies		(14,187)	(15,190)	(9,252)	(2,812)	(5,502)	(5,174)	327	-6%	(9,252)
NET CASH FROM/(USED) OPERATING ACTIVITIES		**30,328**	**4,570**	**(10,007)**	**31,641**	**59,955**	**5,936**	**(54,019)**	**-910%**	**(10,007)**
CASH FLOWS FROM INVESTING ACTIVITIES										
Receipts										
Proceeds on disposal of PPE		28	–	–	–	–	–	–		–
Decrease (increase) in non-current receivables		–	–	–	–	–	–	–		–
Decrease (increase) in non-current investments		(30,000)	(20,000)	(80,000)	–	(80,000)	(80,000)	–		(80,000)
Payments										
Capital assets		(97,958)	(127,926)	(64,731)	(342)	(19,651)	(23,223)	(3,571)	15%	(64,731)
NET CASH FROM/(USED) INVESTING ACTIVITIES		**(127,930)**	**(147,926)**	**(144,731)**	**(342)**	**(99,651)**	**(103,223)**	**(3,571)**	**3%**	**(144,731)**
CASH FLOWS FROM FINANCING ACTIVITIES										
Receipts										
Short term loans		–	–	–	–	–	–	–		–
Borrowing long term/refinancing		91,000	–	–	–	–	–	–		–
Increase (decrease) in consumer deposits		–	–	–	–	–	–	–		–
Payments										
Repayment of borrowing		(7,261)	(8,140)	(8,140)	(659)	(6,026)	(5,987)	39	-1%	(8,140)
NET CASH FROM/(USED) FINANCING ACTIVITIES		**83,739**	**(8,140)**	**(8,140)**	**(659)**	**(6,026)**	**(5,987)**	**39**	**-1%**	**(8,140)**
NET INCREASE/ (DECREASE) IN CASH HELD		**(13,863)**	**(151,496)**	**(162,878)**	**30,639**	**(45,722)**	**(103,274)**			**(162,878)**
Cash/cash equivalents at beginning:		424,247	391,294	410,384		410,384	410,384			410,384
Cash/cash equivalents at month/year end:		410,384	239,798	247,506		364,662	307,111			247,506

The Cash Flow Statement indicates a healthy cash position on March 2026.



PART 2

Supporting Documentation

2.1 Debtors Analysis

DC2 Cape Winelands DM - Supporting Table SC3 Monthly Budget Statement - aged debtors - Q3 Third Quarter

Description	NT Code	Budget Year 2025/26											
R thousands		0-30 Days	31-60 Days	61-90 Days	91-120 Days	121-150 Dys	151-180 Dys	181 Dys-1 Yr	Over 1Yr	Total	Total over 90 days	Actual Bad Debts Written Off against Debtors	Impairment - Bad Debts i.t.o Council Policy
Debtors Age Analysis By Income Source													
Trade and Other Receivables from Exchange Transactions - Water	1200	–	–	–	–	–	–	–	–	–	–	–	–
Trade and Other Receivables from Exchange Transactions - Electricity	1300	–	–	–	–	–	–	–	–	–	–	–	–
Receivables from Non-exchange Transactions - Property Rates	1400	–	–	–	–	–	–	–	–	–	–	–	–
Receivables from Exchange Transactions - Waste Water Management	1500	–	–	–	–	–	–	–	–	–	–	–	–
Receivables from Exchange Transactions - Waste Management	1600	–	–	–	–	–	–	–	–	–	–	–	–
Receivables from Exchange Transactions - Property Rental Debtors	1700	–	–	–	–	–	–	–	–	–	–	–	–
Interest on Arrear Debtor Accounts	1810	–	–	–	–	–	–	–	–	–	–	–	–
Recoverable unauthorised, irregular, fruitless and wasteful expenditure	1820	–	–	–	–	–	–	–	–	–	–	–	–
Other	1900	353	1	28	2	15	2	573	790	1,765	1,383	–	–
Total By Income Source	**2000**	**353**	**1**	**28**	**2**	**15**	**2**	**573**	**790**	**1,765**	**1,383**	**–**	**–**
2024/25 - totals only										–	–		
Debtors Age Analysis By Customer Group													
Organs of State	2200	–	–	–	–	–	–	–	–	–	–	–	–
Commercial	2300	–	–	–	–	–	–	–	–	–	–	–	–
Households	2400	–	–	–	–	–	–	–	–	–	–	–	–
Other	2500	353	1	28	2	15	2	573	790	1,765	1,383	–	–
Total By Customer Group	**2600**	**353**	**1**	**28**	**2**	**15**	**2**	**573**	**790**	**1,765**	**1,383**	**–**	**–**

Other debtors refer to small miscellaneous accounts, ad hoc fire brigade services, leases, Councilors, and reimbursement of employee's portion of future medical aid liabilities.

2.2 Creditors analysis

Creditors are paid within 30 days of invoice and 30 days of statement in the case of trade creditors.

DC2 Cape Winelands DM - Supporting Table SC4 Monthly Budget Statement - aged creditors - Q3 Third Quarter

Description R thousands	NT Code	Budget Year 2025/26 0 - 30 Days	31 - 60 Days	61 - 90 Days	91 - 120 Days	121 - 150 Days	151 - 180 Days	181 Days - 1 Year	Over 1 Year	Total	Prior year totals for chart (same period)
Creditors Age Analysis By Customer Type											
Bulk Electricity	0100	–	–	–	–	–	–	–	–	–	–
Bulk Water	0200	–	–	–	–	–	–	–	–	–	–
PAYE deductions	0300	–	–	–	–	–	–	–	–	–	–
VAT (output less input)	0400	–	–	–	–	–	–	–	–	–	–
Pensions / Retirement deductions	0500	–	–	–	–	–	–	–	–	–	–
Loan repayments	0600	–	–	–	–	–	–	–	–	–	–
Trade Creditors	0700	61	–	–	–	–	–	–	–	61	–
Auditor General	0800	–	–	–	–	–	–	–	–	–	–
Other	0900	–	–	–	–	–	–	–	–	–	–
Medical Aid deductions	0950	–	–	–	–	–	–	–	–	–	–
Total By Customer Type	1000	61	–	–	–	–	–	–	–	61	–

2.3 Actual Borrowing

Number	External loan provider	Interest rate	Start date	End date	Opening Balance 01 January 2026	Amount received Q3	Capital Repayments Q3	Closing Balance 31 March 2026
1	Nedbank	9.61%	02/12/2024	30/11/2032	79,797,788	-	2,085,004	77,712,784
	Totals				**79,797,788**	-	**2,085,004**	**77,712,784**

2.4 Investment portfolio analysis

DC2 Cape Winelands DM - Supporting Table SC5 Monthly Budget Statement - investment portfolio - Q3 Third Quarter

Investments by maturity Name of institution & investment ID	Ref	Period of Investment	Type of Investment	Capital Guarantee (Yes/ No)	Variable or Fixed interest rate	Interest Rate ³	Commission Paid (Rands)	Commission Recipient	Expiry date of investment	Opening balance	Interest to be realised	Partial / Premature Withdrawal (4)	Investment Top Up	Closing Balance
R thousands		Yrs/Months												
Municipality														
ABSA	A165	8.07	Fixed	Yes	Fixed	8.05%	No	N/A	2026/03/10	21,041	40	(21,081)		–
ABSA	A166	9.00	Fixed	Yes	Fixed	8.07%	No	N/A	2026/04/08	21,044	137			21,181
ABSA	A170	6.57	Fixed	Yes	Fixed	7.38%	No	N/A	2026/09/21		57		10,000	10,057
ABSA	A149	4.99	Fixed	Yes	Fixed	12.37%	No	N/A	2028/02/28	37,882	368			38,250
ABSA	A150	5.00	Fixed	Yes	Fixed	12.15%	No	N/A	2028/03/08	41,074	392			41,466
ABSA	A151	5.00	Fixed	Yes	Fixed	12.04%	No	N/A	2028/03/16	37,805	358			38,163
ABSA	A152	5.00	Fixed	Yes	Fixed	12.27%	No	N/A	2028/07/24	15,144	146			15,290
ABSA	A153	5.00	Fixed	Yes	Fixed	12.29%	No	N/A	2028/07/24	21,636	209			21,845
ABSA	A154	5.00	Fixed	Yes	Fixed	12.30%	No	N/A	2028/08/25	17,310	167			17,477
ABSA	A155	5.00	Fixed	Yes	Fixed	12.12%	No	N/A	2028/09/08	11,888	113			12,001
ABSA	A156	5.00	Fixed	Yes	Fixed	11.70%	No	N/A	2028/12/07	21,558	199			21,757
ABSA	A157	5.00	Fixed	Yes	Fixed	11.70%	No	N/A	2028/12/07	21,558	199			21,757
ABSA	A167	5.08	Fixed	Yes	Fixed	10.36%	No	N/A	2030/08/06	21,340	176			21,516
ABSA	A168	5.00	Fixed	Yes	Fixed	9.55%	No	N/A	2030/12/10	20,424	162			20,586
ABSA	A169	5.00	Fixed	Yes	Fixed	9.55%	No	N/A	2030/12/10	20,424	162			20,586
FNB	F140	5.00	Fixed	Yes	Fixed	12.91%	No	N/A	2028/07/24	15,203	153			15,357
FNB	F141	5.00	Fixed	Yes	Fixed	12.91%	No	N/A	2028/07/24	21,719	219			21,938
FNB	F145	9.20	Fixed	Yes	Fixed	7.52%	No	N/A	2026/05/07	15,655	96			15,751
FNB	F146	8.37	Fixed	Yes	Fixed	7.36%	No	N/A	2026/06/10	10,309	63			10,371
FNB	F147	7.53	Fixed	Yes	Fixed	7.30%	No	N/A	2026/06/22	15,345	93			15,438
INVESTEC	I154	8.23	Fixed	Yes	Fixed	7.35%	No	N/A	2026/06/22	15,414	94			15,507
INVESTEC	I141	5.00	Fixed	Yes	Fixed	12.30%	No	N/A	2028/04/24	16,228	157			16,385
INVESTEC	I146	5.00	Fixed	Yes	Fixed	11.65%	No	N/A	2028/09/08	10,776	99			10,875
INVESTEC	I148	5.00	Fixed	Yes	Fixed	12.05%	No	N/A	2028/10/11	16,203	154			16,357
INVESTEC	I149	5.00	Fixed	Yes	Fixed	11.40%	No	N/A	2028/12/07	21,518	194			21,712
INVESTEC	I150	5.00	Fixed	Yes	Fixed	11.40%	No	N/A	2028/12/07	21,518	194			21,712
INVESTEC	I151	5.00	Fixed	Yes	Fixed	10.79%	No	N/A	2030/02/14	16,078	137			16,215
INVESTEC	I152	5.00	Fixed	Yes	Fixed	10.55%	No	N/A	2030/03/12	16,054	134			16,188
INVESTEC	I153	5.08	Fixed	Yes	Fixed	9.90%	No	N/A	2030/08/06	21,280	168			21,448
NEDBANK	N200	8.50	Fixed	Yes	Fixed	7.85%	No	N/A	2026/03/23	21,015	95	(21,109)		–
NEDBANK	N201	9.43	Fixed	Yes	Fixed	7.90%	No	N/A	2026/04/21	21,021	134			21,155
NEDBANK	N202	8.67	Fixed	Yes	Fixed	7.70%	No	N/A	2026/04/21	15,671	98			15,769
NEDBANK	N203	9.07	Fixed	Yes	Fixed	7.63%	No	N/A	2026/05/21	10,405	65			10,470
NEDBANK	N204	9.07	Fixed	Yes	Fixed	7.63%	No	N/A	2026/05/21	10,405	65			10,470
NEDBANK	N205	8.13	Fixed	Yes	Fixed	7.58%	No	N/A	2026/05/21	15,514	97			15,611
NEDBANK	N206	9.17	Fixed	Yes	Fixed	7.63%	No	N/A	2026/06/22	15,518	97			15,615
NEDBANK	N208	7.13	Fixed	Yes	Fixed	7.40%	No	N/A	2026/07/14	10,164	63			10,227
NEDBANK	N207	7.80	Fixed	Yes	Fixed	7.45%	No	N/A	2026/07/21	20,384	127			20,510
NEDBANK	N209	7.37	Fixed	Yes	Fixed	7.42%	No	N/A	2026/07/21	10,165	63			10,228
NEDBANK	N210	8.33	Fixed	Yes	Fixed	7.47%	No	N/A	2026/08/20	20,332	127			20,459
NEDBANK	N211	7.00	Fixed	Yes	Fixed	7.27%	No	N/A	2026/08/19	20,163	123			20,287
NEDBANK	N213	7.33	Fixed	Yes	Fixed	7.17%	No	N/A	2026/09/21	10,056	61			10,117
NEDBANK	N212	7.67	Fixed	Yes	Fixed	7.29%	No	N/A	2026/09/09	10,061	62			10,123
NEDBANK	N214	6.83	Fixed	Yes	Fixed	7.22%	No	N/A	2026/10/07		59		15,000	15,059
NEDBANK	N215	7.27	Fixed	Yes	Fixed	7.28%	No	N/A	2026/10/20		100		25,000	25,100
NEDBANK	N216	7.73	Fixed	Yes	Fixed	7.31%	No	N/A	2026/11/04		40		10,000	10,040
STANDARD BANK	S194	21.00	Fixed	Yes	Fixed	7.25%	No	N/A	2026/03/25		42	(10,042)	10,000	–
STANDARD BANK	S160	5.00	Fixed	Yes	Fixed	11.93%	No	N/A	2028/03/16	37,780	355			38,134
STANDARD BANK	S161	5.00	Fixed	Yes	Fixed	11.66%	No	N/A	2028/03/24	21,553	198			21,751
STANDARD BANK	S195	26.00	Fixed	Yes	Fixed	7.38%	No	N/A	2026/04/08		40		10,000	10,040
STANDARD BANK	S196	23.00	Fixed	Yes	Fixed	7.40%	No	N/A	2026/04/10		30		10,000	10,030
Municipality sub-total										**833,632**	**6,978**		**90,000**	**878,379**
TOTAL INVESTMENTS AND INTEREST	2									833,632	6,978		90,000	878,379

The Municipality's investment portfolio increased from R788 million in February 2026 to R828 million in March 2026. As at the end of March 2026, the portfolio comprised R488 million in long-term investments and R340 million in short-term investments. Surplus funds are invested in accordance with the Municipality's Cash Management and Investment Policy, with funds diversified across various financial institutions to ensure optimal liquidity while minimising investment risk.

2.5 ALLOCATION AND GRANT RECEIPTS AND EXPENDITURE

2.5.1 Grant Receipts

DC2 Cape Winelands DM - Supporting Table SC6 Monthly Budget Statement - transfers and grant receipts - Q3 Third Quarter

Description	Ref	2024/25	Budget Year 2025/26							
R thousands		Audited Outcome	Original Budget	Adjusted Budget	Monthly Actual	YearTD Actual	YearTD Budget	YTD Variance	YTD Variance %	Full Year Forecast
RECEIPTS:	1,2									
Operating Transfers and Grants										
National Government:		**268,927**	**279,513**	**279,513**	**68,470**	**278,567**	**277,371**	**1,196**	**0.4%**	**279,513**
Operational Revenue:General Revenue:Equitable Share		263,660	273,881	273,881	68,470	273,881	273,881	–		273,881
Expanded Public Works Programme Integrated Grant for Municipalities [Schedule 5B]		1,249	1,479	1,479	–	1,479	1,229	250	20.3%	1,479
Local Government Financial Management Grant [Schedule 5B]		1,000	1,000	1,000	–	1,000	608	392	64.6%	1,000
Rural Road Asset Management Systems Grant		3,018	3,153	3,153	–	2,207	1,653	554	33.5%	3,153
Provincial Government:		**2,215**	**2,058**	**2,158**	**100**	**2,158**	**1,336**	**822**	**61.5%**	**2,158**
WESTERN CAPE MUNICIPAL INTERVENTIONS GRANT		–	–	–	–	–	–	–		–
SAFETY PLAN IMPLEMENTATION (WOSA)		1,000	1,000	1,000	–	1,000	770	230	29.8%	1,000
INTEGRATED TRANSPORT PLANNING		939	982	982	–	982	432	550	127.3%	982
COMMUNITY DEVELOPMENT WORKERS		76	76	76	–	76	58	18	30.0%	76
LOCAL GOVERNMENT INTERNSHIP GRANT		–	–	–	–	–	–	–		–
MUNICIPAL SERVICE DELIVERY AND CAPACITY BUILDING GRANT		200	–	100	100	100	75	25	33.3%	100
NON MOTORISED TRANSPORT INFRASTRUCTURE		–	–	–	–	–	–	–		–
MUNICIPAL WATER RESILIENCE GRANT		–	–	–	–	–	–	–		–
District Municipality:		**–**	**–**	**–**	**–**	**–**	**–**	**–**		**–**
All Grants		–	–	–	–	–	–	–		–
Other grant providers:		**–**	**–**	**–**	**–**	**–**	**–**	**–**		**–**
Departmental Agencies and Accounts		–	–	–	–	–	–	–		–
Total Operating Transfers and Grants	5	**271,142**	**281,571**	**281,671**	**68,570**	**280,725**	**278,706**	**2,019**	**0.7%**	**281,671**
Capital Transfers and Grants										
National Government:		**–**	**–**	**–**	**–**	**–**	**–**	**–**		**–**
Integrated National Electrification Programme (Municipal Grant) [Schedule 5B]		–	–	–	–	–	–	–		–
Provincial Government:		**2,607**	**4,321**	**535**	**–**	**500**	**35**	**465**	**1328.6%**	**535**
FIRE SERVICES CAPACITY BUILDING GRANT		500	500	500	–	500	–	500		500
ROAD AGENCY		307	3,821	35	–	–	35	(35)	-100.0%	35
MUNICIPAL WATER RESILIENCE GRANT		1,800	–	–	–	–	–	–		–
EMERGENCY MUNICIPAL LOAD-SHEDDING RELIEF GRANT		–	–	–	–	–	–	–		–
District Municipality:		**–**	**–**	**–**	**–**	**–**	**–**	**–**		**–**
All Grants		–	–	–	–	–	–	–		–
Other grant providers:		**–**	**–**	**–**	**–**	**–**	**–**	**–**		**–**
Departmental Agencies and Accounts		–	–	–	–	–	–	–		–
Total Capital Transfers and Grants	5	**2,607**	**4,321**	**535**	**–**	**500**	**35**	**465**	**1328.6%**	**535**
TOTAL RECEIPTS OF TRANSFERS & GRANTS	5	273,749	285,892	282,206	68,570	281,225	278,741	2,484	0.9%	282,206

Transfers received up until March 2026 are well within the budgeted expectations of the Municipality.

2.5.2 Grant Expenditure

DC2 Cape Winelands DM - Supporting Table SC7(1) Monthly Budget Statement - transfers and grant expenditure - Q3 Third Quarter

Description R thousands	Ref	2024/25	Budget Year 2025/26							
		Audited Outcome	Original Budget	Adjusted Budget	Monthly Actual	YearTD Actual	YearTD Budget	YTD Variance	YTD Variance %	Full Year Forecast
EXPENDITURE										
Operating expenditure of Transfers and Grants										
National Government:		**267,786**	**279,513**	**279,513**	**21,996**	**195,904**	**193,194**	**2,710**	**1.4%**	**279,513**
Operational Revenue:General Revenue:Equitable Share		263,660	273,881	273,881	21,788	193,137	190,799	2,338	1.2%	273,881
Expanded Public Works Programme Integrated Grant for Municipalities [Schedule 5B]		1,249	1,479	1,479	–	1,000	1,021	(21)	-2.1%	1,479
Local Government Financial Management Grant [Schedule 5B]		1,000	1,000	1,000	195	492	733	(241)	-32.9%	1,000
Rural Road Asset Management Systems Grant		1,877	3,153	3,153	13	1,275	641	634	99.0%	3,153
Provincial Government:		**4,588**	**2,058**	**2,440**	**380**	**1,448**	**1,681**	**(233)**	**-13.9%**	**2,440**
WESTERN CAPE MUNICIPAL INTERVENTIONS GRANT		69	–	–	–	–	–	–		–
SAFETY PLAN IMPLEMENTATION (WOSA)		930	1,000	1,070	36	627	625	3	0.5%	1,070
INTEGRATED TRANSPORT PLANNING		939	982	982	336	748	934	(186)	-19.9%	982
COMMUNITY DEVELOPMENT WORKERS		65	76	88	1	35	42	(7)	-17.1%	88
LOCAL GOVERNMENT INTERNSHIP GRANT		–	–	–	–	–	–	–		–
MUNICIPAL SERVICE DELIVERY AND CAPACITY BUILDING GRANT		–	–	300	6	38	81	(43)	-53.2%	300
NON MOTORISED TRANSPORT INFRASTRUCTURE		2,584	–	–	–	–	–	–		–
MUNICIPAL WATER RESILIENCE GRANT		–	–	–	–	–	–	–		–
District Municipality:		**–**	**–**	**–**	**–**	**–**	**–**	–		**–**
All Grants		–	–	–	–	–	–	–		–
Other grant providers:		**–**	**–**	**–**	**–**	**–**	**–**	–		**–**
Departmental Agencies and Accounts		–	–	–	–	–	–	–		–
Total operating expenditure of Transfers and Grants:		**272,374**	**281,571**	**281,953**	**22,375**	**197,352**	**194,875**	**2,477**	**1.3%**	**281,953**
Capital expenditure of Transfers and Grants										
National Government:		**–**	**–**	**–**	**–**	**–**	**–**	**–**		**–**
Integrated National Electrification Programme (Municipal Grant) [Schedule 5B]		–	–	–	–	–	–	–		–
Provincial Government:		**807**	**4,321**	**535**	**–**	**–**	**35**	(35)	-100.0%	**535**
FIRE SERVICES CAPACITY BUILDING GRANT		500	500	500	–	–	–	–		500
ROAD AGENCY		307	3,821	35	–	–	35	(35)	-100.0%	35
MUNICIPAL WATER RESILIENCE GRANT		–	–	–	–	–	–	–		–
EMERGENCY MUNICIPAL LOAD-SHEDDING RELIEF GRANT		–	–	–	–	–	–	–		–
District Municipality:		**–**	**–**	**–**	**–**	**–**	**–**	–		**–**
Specify (Add grant description)		–	–	–	–	–	–	–		–
Other grant providers:		**–**	**–**	**–**	**–**	**–**	**–**	–		**–**
Departmental Agencies and Accounts		–	–	–	–	–	–	–		–
Total capital expenditure of Transfers and Grants		**807**	**4,321**	**535**	**–**	**–**	**35**	**(35)**	**-100.0%**	**535**
TOTAL EXPENDITURE OF TRANSFERS AND GRANTS		**273,181**	**285,892**	**282,488**	**22,375**	**197,352**	**194,910**	**2,442**	**1.3%**	**282,488**

2.6 Councilor, board member allowances and employee benefits

DC2 Cape Winelands DM - Supporting Table SC8 Monthly Budget Statement - councillor and staff benefits - Q3 Third Quarter

Summary of Employee and Councillor remuneration R thousands	Ref	2024/25	Budget Year 2025/26							
		Audited Outcome	Original Budget	Adjusted Budget	Monthly Actual	YearTD Actual	YearTD Budget	YTD Variance	YTD Variance %	Full Year Forecast
	1	A	B	C						D
Councillors (Political Office Bearers plus Other)										
Basic Salaries and Wages		11,522	12,080	11,661	1,255	8,588	8,601	(14)	0%	11,661
Pension and UIF Contributions		495	616	547	45	385	383	2	0%	547
Medical Aid Contributions		252	248	265	24	203	198	6	3%	265
Motor Vehicle Allowance		1,787	1,931	1,923	157	1,365	1,379	(14)	-1%	1,923
Cellphone Allowance		796	958	835	67	595	605	(9)	-2%	835
Housing Allowances		392	435	435	33	294	294	(0)	0%	435
Other benefits and allowances		–	–	–	–	–	–	–		–
Sub Total - Councillors		**15,245**	**16,268**	**15,665**	**1,580**	**11,430**	**11,459**	**(29)**	**0%**	**15,665**
% increase	4		**6.7%**	**2.8%**						**2.8%**
Senior Managers of the Municipality	3									
Basic Salaries and Wages		6,511	5,896	5,640	479	4,318	4,280	37	1%	5,640
Pension and UIF Contributions		443	581	461	38	341	342	(1)	0%	461
Medical Aid Contributions		240	266	290	20	169	198	(29)	-15%	290
Overtime		–	–	–	–	–	–	–		–
Performance Bonus		1,095	1,056	736	–	–	–	–		736
Motor Vehicle Allowance		1,050	1,152	1,080	90	810	810	–		1,080
Cellphone Allowance		88	353	96	8	72	72	–		96
Housing Allowances		–	–	–	–	–	–	–		–
Other benefits and allowances		215	–	–	–	–	–	–		–
Payments in lieu of leave		149	10	10	–	–	–	–		10
Long service awards		–	–	–	–	–	–	–		–
Post-retirement benefit obligations	2	–	–	–	–	–	–	–		–
Entertainment		–	–	–	–	–	–	–		–
Scarcity		–	–	–	–	–	–	–		–
Acting and post related allowance		–	–	–	–	–	–	–		–
In kind benefits		–	–	–	–	–	–	–		–
Sub Total - Senior Managers of Municipality		**9,790**	**9,314**	**8,314**	**634**	**5,710**	**5,703**	**7**	**0%**	**8,314**
% increase	4		**-4.9%**	**-15.1%**						**-15.1%**
Other Municipal Staff										
Basic Salaries and Wages		137,908	137,683	139,309	12,269	109,598	109,218	380	0%	139,309
Pension and UIF Contributions		24,851	24,607	25,225	2,179	19,765	20,015	(250)	-1%	25,225
Medical Aid Contributions		13,837	14,632	14,665	1,220	10,625	10,713	(88)	-1%	14,665
Overtime		16,481	10,175	12,441	1,821	12,277	10,643	1,634	15%	12,441
Performance Bonus		–	–	–	–	–	–	–		–
Motor Vehicle Allowance		8,916	9,599	8,781	716	6,510	6,557	(47)	-1%	8,781
Cellphone Allowance		704	724	683	58	521	519	3	0%	683
Housing Allowances		5,136	4,942	5,074	443	4,058	4,096	(38)	-1%	5,074
Other benefits and allowances		18,615	19,298	20,060	725	17,077	16,865	212	1%	20,060
Payments in lieu of leave		2,043	664	652	–	–	100	(100)	-100%	652
Long service awards		636	1,182	1,185	71	636	663	(28)	-4%	1,185
Post-retirement benefit obligations	2	17,280	21,641	19,940	3,262	12,468	15,982	(3,514)	-22%	19,940
Entertainment		–	–	–	–	–	–	–		–
Scarcity		–	–	–	–	–	–	–		–
Acting and post related allowance		–	–	–	–	–	–	–		–
In kind benefits		–	–	–	–	–	–	–		–
Sub Total - Other Municipal Staff		**246,408**	**245,145**	**248,016**	**22,765**	**193,535**	**195,371**	**(1,837)**	**-1%**	**248,016**
% increase	4		**-0.5%**	**0.7%**						**0.7%**
Total Parent Municipality		**271,443**	**270,727**	**271,995**	**24,979**	**210,676**	**212,534**	**(1,858)**	**-1%**	**271,995**
Unpaid salary, allowances & benefits in arrears:										
TOTAL SALARY, ALLOWANCES & BENEFITS		**271,443**	**270,727**	**271,995**	**24,979**	**210,676**	**212,534**	**(1,858)**	**-1%**	**271,995**
% increase	4		**-0.3%**	**0.2%**						**0.2%**
TOTAL MANAGERS AND STAFF		**256,198**	**254,460**	**256,330**	**23,399**	**199,245**	**201,074**	**(1,829)**	**-1%**	**256,330**

Historically, the provisioning for leave, bonuses, and other employee-related obligations has been performed at year-end, aligning with standard municipal financial practices.

However, beginning in the 2025/2026 financial year, the municipality has implemented a key improvement: current service charges, interest on long service awards, and post-employment medical aid obligations will now be captured monthly.

This proactive change significantly enhances:

- Accuracy in financial reporting,
- Timeliness of budgetary insights,
- And control over employee-related expenditure throughout the year.

It reflects a shift toward more dynamic and responsive financial management, supporting better alignment with the municipality's strategic objectives.

2.7 Material variances to the service delivery and budget implementation plan

As at March 2026 the projects expenditure is below the service delivery and budget implementation plan.

2.8 Municipal Manager's Quality Certificate

See next page

QUALITY CERTIFICATE

I, Henry Prins, the municipal manager of **Cape Winelands District Municipality**, hereby certify that the **–**

Quarterly report as per section 52(d) on the implementation of the budget and financial state of affairs of the municipality;

for the period ending **31 March 2026 has** been prepared in accordance with the Local Government: Municipal Finance Management Act, Act no. 56 of 2003 including all Regulations made under the Act.

Henry Prins
Municipal Manager of Cape Winelands District Municipality

Signature 

Date 30 April 2026

Annexure B / Bylaag B

FINANCIAL REPORT - MARCH 2026

BUDGET VS. ACTUAL EXPENDITURE PER STRATEGIC OBJECTIVE MARCH 2026

STRATEGIC OBJECTIVE	ORIGINAL BUDGET 2025/2026	ADJUSTMENTS BUDGET (INCL VIREMENTS) 2025/2026	ACTUAL Q1 EXP.(EXLUD. COMMIT)	ACTUAL Q2 EXP. (EXLUD. COMMIT)	ACTUAL Q3 EXP. (EXLUD. COMMIT)	COMMITTED Q3	Y.T.D. ACTUAL EXP	EXPENDITURE YTD (INCL. COMMIT)	Y.T.D. EXP. SDBIP 2025/2026	AVAILABLE	% AVAIL.	% SPENT
COMMUNITY DEVELOPMENT AND PLANNING SERVICES	163,960,110	164,026,223	26,771,814	40,869,224	43,243,921	8,861,442	110,884,960	119,746,402	114,352,719	53,141,263	32%	68%
TECHNICAL SERVICES	129,767,130	125,770,850	26,922,990	38,235,503	35,281,286	9,467,647	100,439,779	109,907,426	109,304,810	25,331,071	20%	80%
FINANCIAL SERVICES	34,325,233	32,191,276	6,842,177	7,691,804	7,119,324	394,810	21,653,304	22,048,114	22,825,034	10,537,972	33%	67%
OFFICE OF THE MUNICIPAL MANAGER	18,594,235	16,741,247	2,169,897	5,220,865	2,995,069	1,488,640	10,385,832	11,874,472	10,684,792	6,355,415	38%	62%
CORPORATE SERVICES	136,530,582	127,733,124	25,978,813	33,538,513	25,119,240	9,202,899	84,636,566	93,839,465	84,929,183	43,096,558	34%	66%
	483,177,290	**466,462,720**	**88,685,692**	**125,555,909**	**113,758,840**	**29,415,438**	**328,000,441**	**357,415,879**	**342,096,538**	**138,462,279**	**30%**	**70%**

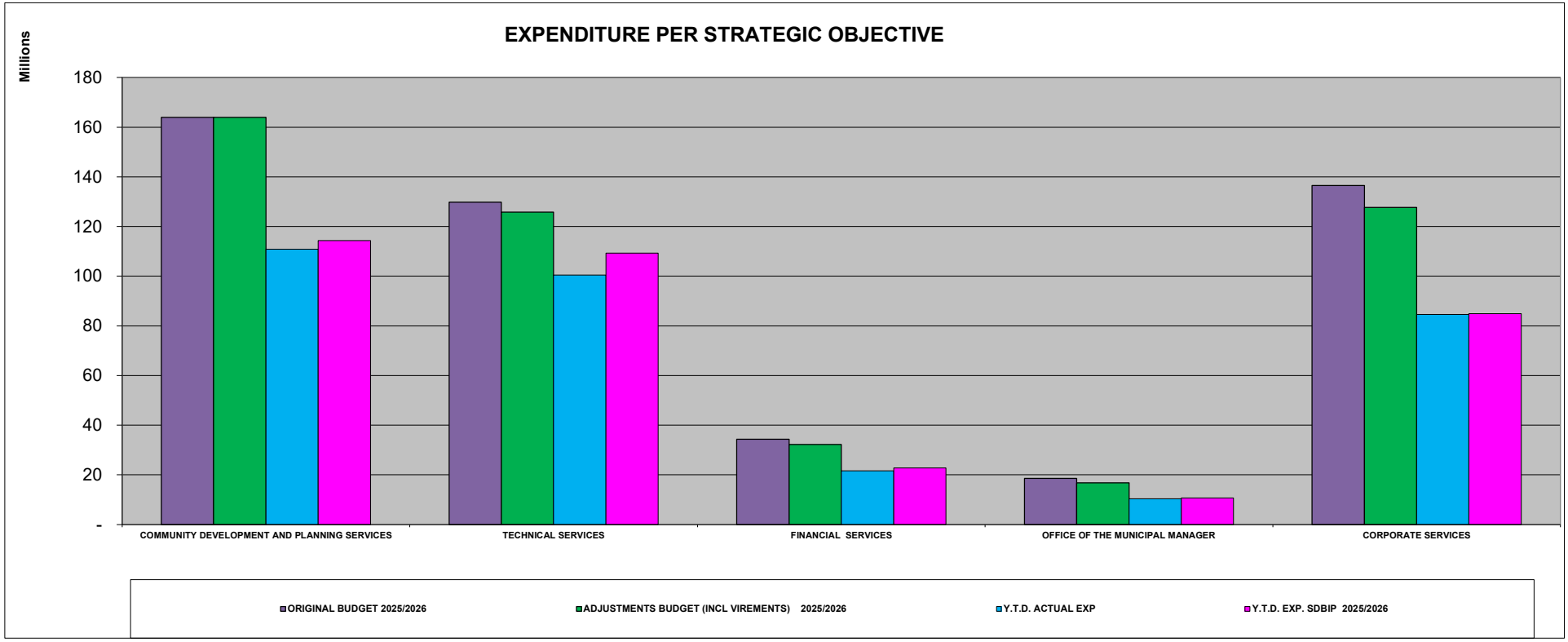

BUDGET VS. ACTUAL EXPENDITURE PER CATEGORY MARCH 2026

EXPENDITURE CATEGORY	ORIGINAL BUDGET 2025/2026	ADJUSTMENTS BUDGET (INCL VIREMENTS) 2025/2026	ACTUAL Q1 EXP.(EXLUD. COMMIT)	ACTUAL Q2 EXP. (EXLUD. COMMIT)	ACTUAL Q3 EXP. (EXLUD. COMMIT)	COMMITTED Q3	Y.T.D. ACTUAL EXP.	EXPENDITURE YTD (INCL. COMMIT)	Y.T.D. EXP. SDBIP 2025/2026	AVAILABLE	% AVAIL.	% SPENT
CONTRACTED SERVICES	77,349,292	71,202,570	4,429,097	14,072,139	15,440,777	18,890,676	33,942,013	52,832,689	40,116,669	37,260,557	52%	48%
DEPRECIATION AND AMORTISATION	11,556,861	10,128,711	-	3,941,504	3,321,798	-	7,263,302	7,263,302	7,135,234	2,865,409	28%	72%
EMPLOYEE RELATED COST	254,459,750	256,329,646	60,633,811	72,744,884	65,866,406	-	199,245,101	199,245,101	201,074,276	57,084,545	22%	78%
LOSSES	4,655,000	4,667,000	-	11,173	4,941	-	16,114	16,114	11,173	4,650,886	100%	0%
INTEREST, DIVIDENDS AND RENT ON LAND	9,591,054	7,681,580	2,457,486	2,409,588	325,742	-	5,192,816	5,192,816	6,549,247	2,488,764	32%	68%
INVENTORY CONSUMED	16,433,656	21,291,674	2,230,427	4,290,254	9,170,669	2,617,459	15,691,350	18,308,809	18,090,017	5,600,324	26%	74%
IRRECOVERABLE DEBT WRITTEN OFF	200,000	200,000	-	-	-	-	-	-	-	200,000	100%	0%
OPERATIONAL COST	77,474,114	70,293,902	14,945,484	22,479,667	12,384,644	6,503,433	49,809,795	56,313,228	52,907,833	20,484,107	29%	71%
REMUNERATION OF COUNCILLORS	16,267,540	15,665,197	3,740,006	3,728,797	3,961,660	-	11,430,463	11,430,463	11,459,441	4,234,734	27%	73%
TRANSFERS AND SUBSIDIES	15,190,023	9,002,440	249,380	1,877,903	3,282,204	1,403,870	5,409,487	6,813,357	4,752,648	3,592,953	40%	60%
	483,177,290	**466,462,720**	**88,685,692**	**125,555,909**	**113,758,840**	**29,415,438**	**328,000,441**	**357,415,879**	**342,096,538**	**138,462,279**	**30%**	**70%**

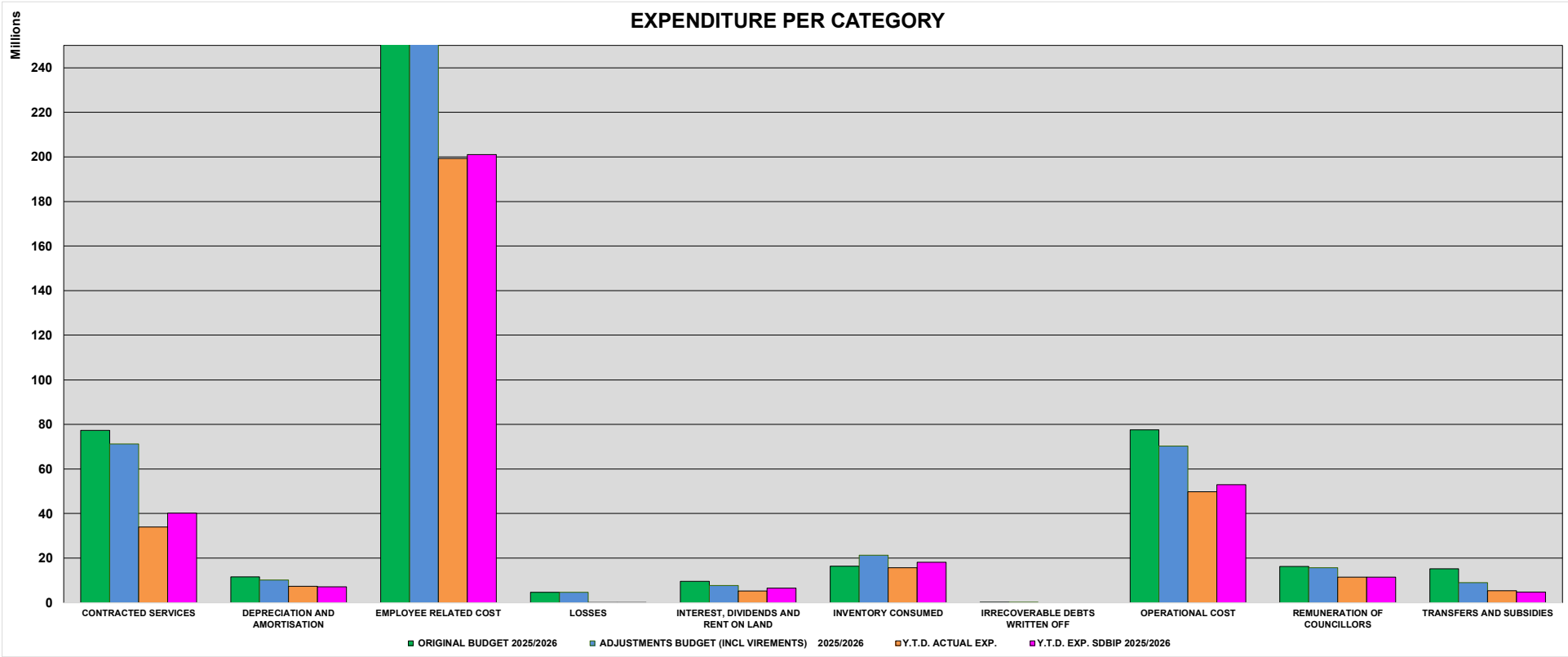

BUDGET VS. ACTUAL INCOME PER STRATEGIC OBJECTIVE MARCH 2026

STRATEGIC OBJECTIVE	ORIGINAL BUDGET 2025/2026	ADJUSTMENTS BUDGET 2025/2026	ACTUAL Q1 INCOME	ACTUAL Q2 INCOME	ACTUAL Q3 INCOME	INCOME YTD	Y.T.D. INCOME SDBIP 2025/2026	% RECEIVE
COMMUNITY DEVELOPMENT AND PLANNING SERVICES	2,349,000	4,401,332	159,612	357,607	745,771	1,262,990	1,560,349	29%
TECHNICAL SERVICES	114,912,445	95,069,221	12,170,028	30,836,292	27,531,860	70,538,180	93,189,953	74%
FINANCIAL SERVICES	271,861,800	271,834,150	114,320,256	91,401,276	65,597,518	271,319,050	271,415,369	100%
CORPORATE SERVICES	98,375,045	97,493,017	24,973,366	24,090,351	27,163,189	76,226,906	77,886,582	78%
	487,498,290	**468,797,720**	**151,623,262**	**146,685,526**	**121,038,338**	**419,347,126**	**444,052,253**	**89%**

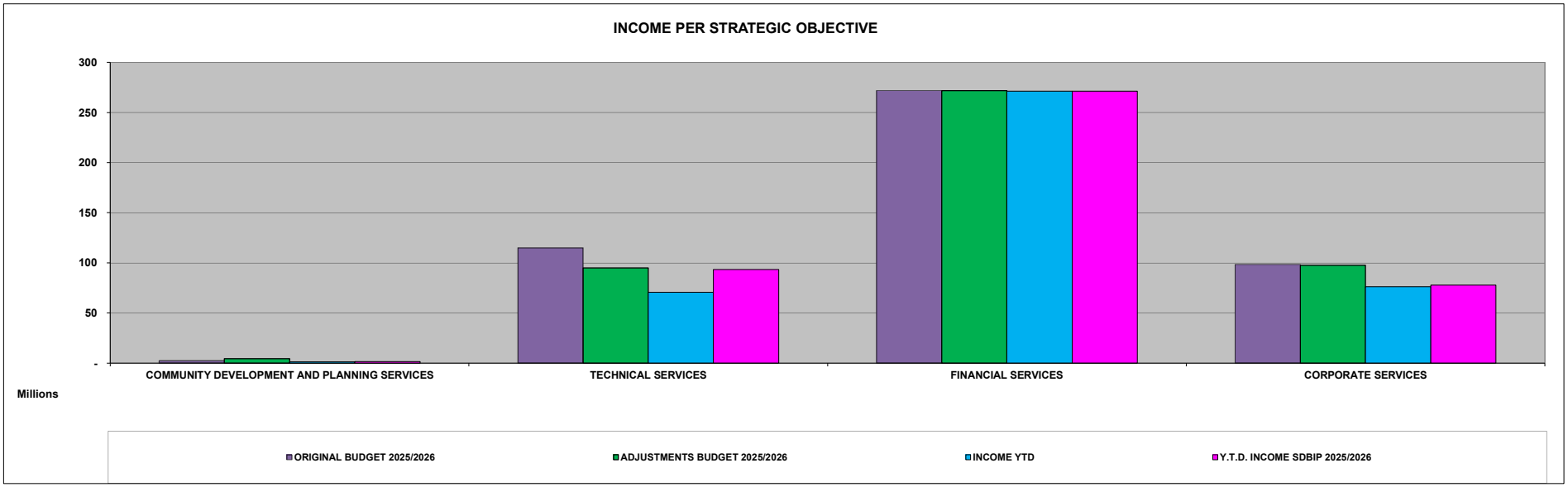

PROJECTS - MARCH 2026

Project	Original budget	Adjustments Budget	Actual	Shadow	Total	Available	% Avail	Comments
LOCAL ECONOMIC DEVELOPMENT								
Small farmer support programme								
Small Farmer Support_Drakenstein	200,000	200,000	-	-	-	200,000	100%	The BAC convened to consider and approve the recommended service provider for the Mentorship Development Programme. CWDM is currently awaiting final confirmation from the SCM unit regarding the formal appointment and contracting of the service provider.
	200,000	**200,000**	**-**	**-**	**-**	**200,000**	**100%**	
Entreprenurial seed funding								
Entrepreneurial Seed Funding_Stellenbosch	120,000	120,000	-	-	-	120,000	100%	The BAC convened to consider and approve the recommended service provider for the Mentorship Development Programme. CWDM is currently awaiting final confirmation from the SCM unit regarding the formal appointment and contracting of the service provider.
Entrepreneurial Seed Funding_Drakenstein	120,000	120,000	-	-	-	120,000	100%	The BAC convened to consider and approve the recommended service provider for the Mentorship Development Programme. CWDM is currently awaiting final confirmation from the SCM unit regarding the formal appointment and contracting of the service provider.
Entrepreneurial Seed Funding_Breede Valley	160,000	160,000	-	-	-	160,000	100%	The BAC convened to consider and approve the recommended service provider for the Mentorship Development Programme. CWDM is currently awaiting final confirmation from the SCM unit regarding the formal appointment and contracting of the service provider.
Entrepreneurial Seed Funding_Witzenberg	100,000	100,000	-	-	-	100,000	100%	The BAC convened to consider and approve the recommended service provider for the Mentorship Development Programme. CWDM is currently awaiting final confirmation from the SCM unit regarding the formal appointment and contracting of the service provider.
Entrepreneurial Seed Funding_Langeberg	100,000	100,000	-	-	-	100,000	100%	The BAC convened to consider and approve the recommended service provider for the Mentorship Development Programme. CWDM is currently awaiting final confirmation from the SCM unit regarding the formal appointment and contracting of the service provider.
	600,000	**600,000**	**-**	**-**	**-**	**600,000**	**100%**	
Investment Programme								
Wine Tourism	250,000	-	-	-	-	-	0%	The Cape Winelands Accommodation Performance Review & Forecast Report will not be funded during the 2025/2026 financial year. This decision is in accordance with the guidelines outlined in National Treasury's Municipal Finance Management Act (MFMA) Circular No.131, which restricts certain categories of expenditure and prioritises core service delivery functions within municipal budgets.
Digital Tourism_Drakenstein	20,000	-	-	-	-	-	0%	This project will not be funded during the 2025/2026 financial year, in line with the expenditure restrictions outlined in National Treasury's Municipal Finance Management Act (MFMA) Circular No.131
Digital Tourism_Breede Valley	40,000	-	-	-	-	-	0%	This project will not be funded during the 2025/2026 financial year, in line with the expenditure restrictions outlined in National Treasury's Municipal Finance Management Act (MFMA) Circular No.131
Digital Tourism_Witzenberg	30,000	-	-	-	-	-	0%	This project will not be funded during the 2025/2026 financial year, in line with the expenditure restrictions outlined in National Treasury's Municipal Finance Management Act (MFMA) Circular No.131
Digital Tourism_Langeberg	60,000	-	-	-	-	-	0%	This project will not be funded during the 2025/2026 financial year, in line with the expenditure restrictions outlined in National Treasury's Municipal Finance Management Act (MFMA) Circular No.131
	400,000	**-**	**-**	**-**	**-**	**-**	**0%**	
Mentorship Programme								
SMME Training and mentorship_Stellenbosch	120,000	120,000	-	-	-	120,000	100%	The BAC convened to consider and approve the recommended service provider for the Mentorship Development Programme. The municipality is currently awaiting feedback from the SCM unit regarding the final appointment. and contracting of the service provider.
SMME Training and mentorship_Drakenstein	160,000	160,000	-	-	-	160,000	100%	The BAC convened to consider and approve the recommended service provider for the Mentorship Development Programme. The municipality is currently awaiting feedback from the SCM unit regarding the final appointment. and contracting of the service provider.
SMME Training and mentorship_Breede Valley	160,000	160,000	-	-	-	160,000	100%	The BAC convened to consider and approve the recommended service provider for the Mentorship Development Programme. The municipality is currently awaiting feedback from the SCM unit regarding the final appointment. and contracting of the service provider.
SMME Training and mentorship_Witzenberg	100,000	100,000	-	-	-	100,000	100%	The BAC convened to consider and approve the recommended service provider for the Mentorship Development Programme. The municipality is currently awaiting feedback from the SCM unit regarding the final appointment. and contracting of the service provider.
SMME Training and mentorship_Langeberg	100,000	100,000	-	-	-	100,000	100%	The BAC convened to consider and approve the recommended service provider for the Mentorship Development Programme. The municipality is currently awaiting feedback from the SCM unit regarding the final appointment. and contracting of the service provider.
	640,000	**640,000**	**-**	**-**	**-**	**640,000**	**100%**	

Project	Original budget	Adjustments Budget	Actual	Shadow	Total	Available	% Avail	Comments
Business retention expansion								
Business Retension Expansion_Stellenbosch	205,000	-	-	-	-	-	0%	Project will not be funded during the 2025/2026 financial year, in accordance with the expenditure restrictions outlined in National Treasury's MFMA Circular No. 131.
Business Retension Expansion_Drakenstein	60,000	-	-	-	-	-	0%	Project will not be funded during the 2025/2026 financial year, in accordance with the expenditure restrictions outlined in National Treasury's MFMA Circular No. 131.
Business Retension Expansion_Breede Valley	110,000	-	-	-	-	-	0%	Project will not be funded during the 2025/2026 financial year, in accordance with the expenditure restrictions outlined in National Treasury's MFMA Circular No. 131.
Business Retension Expansion_Witzenberg	40,000	-	-	-	-	-	0%	Project will not be funded during the 2025/2026 financial year, in accordance with the expenditure restrictions outlined in National Treasury's MFMA Circular No. 131.
Business Retension Expansion_Langeberg	135,000	-	-	-	-	-	0%	Project will not be funded during the 2025/2026 financial year, in accordance with the expenditure restrictions outlined in National Treasury's MFMA Circular No. 131.
	550,000	**-**	**-**	**-**	**-**	**-**	**0%**	
TOTAL: LOCAL ECONOMIC DEVELOPMENT	**2,390,000**	**1,440,000**	**-**	**-**	**-**	**1,440,000**	**100%**	
TOURISM								
Tourism training								
Tourism Training_Stellenbosch	200,000	200,000	-	-	-	200,000	100%	The Tourism Training tender was awarded to G&D Guest House CC on 7 April 2026. Once the order number has been secured and issued to the service provider, the training will commence.
Tourism Training_Drakenstein	200,000	200,000	-	-	-	200,000	100%	The Tourism Training tender was awarded to G&D Guest House CC on 7 April 2026. Once the order number has been secured and issued to the service provider, the training will commence.
Tourism Training_Breede Valley	200,000	200,000	-	-	-	200,000	100%	The Tourism Training tender was awarded to G&D Guest House CC on 7 April 2026. Once the order number has been secured and issued to the service provider, the training will commence.
Tourism Training_Witzenberg	100,000	100,000	-	-	-	100,000	100%	The Tourism Training tender was awarded to G&D Guest House CC on 7 April 2026. Once the order number has been secured and issued to the service provider, the training will commence.
Tourism Training_Langeberg	200,000	200,000	-	-	-	200,000	100%	The Tourism Training tender was awarded to G&D Guest House CC on 7 April 2026. Once the order number has been secured and issued to the service provider, the training will commence.
	900,000	**900,000**	**-**	**-**	**-**	**900,000**	**100%**	
Tourism month								
Launch of Tourism Month	22,143	22,143	12,900	-	12,900	9,243	42%	The project is completed. Rest of the funding can be utilised as savings
Mayoral Tourism Awards	6,000	6,000	2,000	-	2,000	4,000	67%	The project is completed.
	28,143	**28,143**	**14,900**	**-**	**14,900**	**13,243**	**47%**	
Educationals								
Visit Stellenbosch (Educationals)	20,000	-	-	-	-	-	0%	Project has been cancelled due to the new Circular 131.
Hex Valley Tourism	20,000	-	-	-	-	-	0%	Project has been cancelled due to the new Circular 131.
Franschoek Wine Valley	20,000	-	-	-	-	-	0%	Project has been cancelled due to the new Circular 131.
Breedekloof Wine & Tourism	20,000	-	-	-	-	-	0%	Project has been cancelled due to the new Circular 131.
Worcester Wine & Olive Tourism	20,000	-	-	-	-	-	0%	Project has been cancelled due to the new Circular 131.
Tulbagh Wine & Tourism	20,000	-	-	-	-	-	0%	Project has been cancelled due to the new Circular 131.
Wolseley Tourism	20,000	-	-	-	-	-	0%	Project has been cancelled due to the new Circular 131.
Ceres Tourism	20,000	-	-	-	-	-	0%	Project has been cancelled due to the new Circular 131.
McGregor Tourism	20,000	-	-	-	-	-	0%	Project has been cancelled due to the new Circular 131.
Robertson Tourism Office	20,000	-	-	-	-	-	0%	Project has been cancelled due to the new Circular 131.
Ashton-Montague Tourism office	20,000	-	-	-	-	-	0%	Project has been cancelled due to the new Circular 131.
Visit Stellenbosch / Dwarsrivier Valley Tourism	20,000	-	-	-	-	-	0%	Project has been cancelled due to the new Circular 131.
Touwsriver tourism	20,000	-	-	-	-	-	0%	Project has been cancelled due to the new Circular 131.
Visit Stellenbosch	40,000	-	-	-	-	-	0%	Project has been cancelled due to the new Circular 131.
	300,000	**-**	**-**	**-**	**-**	**-**	**0%**	

Project	Original budget	Adjustments Budget	Actual	Shadow	Total	Available	% Avail	Comments
LTA Projects								
LTA Projects_Stellenbosch	90,000	-	-	-	-	-	0%	Project has been cancelled due to the new Circular 131.
LTA Projects_Drakenstein	30,000	-	-	-	-	-	0%	Project has been cancelled due to the new Circular 131.
LTA Projects_Breede Valley	120,000	-	-	-	-	-	0%	Project has been cancelled due to the new Circular 131.
LTA Projects_Witzenberg	90,000	-	-	-	-	-	0%	Project has been cancelled due to the new Circular 131.
LTA Projects_Langeberg	120,000	-	-	-	-	-	0%	Project has been cancelled due to the new Circular 131.
	450,000	**-**	**-**	**-**	**-**	**-**	**0%**	
Tourism Campaign								
Tourism campaign	549,000	549,000	500,161	-	500,161	48,839	9%	Various orders have been paid
	549,000	**549,000**	**500,161**	**-**	**500,161**	**48,839**	**9%**	
Tourism events								
Stellenbosch Wine Festival	17,036	-	-	-	-	-	0%	Project has been cancelled due to the new Circular 131.
Stellenbosch Street Soiree	17,036	-	-	-	-	-	0%	Project has been cancelled due to the new Circular 131.
Adam Small Festival	17,036	-	-	-	-	-	0%	Project has been cancelled due to the new Circular 131.
Chrysanthemum Festival	17,036	-	-	-	-	-	0%	Project has been cancelled due to the new Circular 131.
Robertson Wedding Faire	17,036	-	-	-	-	-	0%	Project has been cancelled due to the new Circular 131.
Halaal Tourism Festival	17,036	-	-	-	-	-	0%	Project has been cancelled due to the new Circular 131.
Breakfast with the Boss 2024	17,036	-	-	-	-	-	0%	Project has been cancelled due to the new Circular 131.
Franschhoek arts and Culture festival	17,036	-	-	-	-	-	0%	Project has been cancelled due to the new Circular 131.
Montagu Art Deco Festival	17,036	-	-	-	-	-	0%	Project has been cancelled due to the new Circular 131.
Montagu “Local is Lekker” Indaba	17,036	-	-	-	-	-	0%	Project has been cancelled due to the new Circular 131.
Tulbagh Spring Flowers & October Fest	17,036	-	-	-	-	-	0%	Project has been cancelled due to the new Circular 131.
Tulbagh Wine and Faire	17,036	-	-	-	-	-	0%	Project has been cancelled due to the new Circular 131.
Zwelethemba Heritage for Elderly	17,036	-	-	-	-	-	0%	Project has been cancelled due to the new Circular 131.
De Doorns Heritage for Elderly	17,036	-	-	-	-	-	0%	Project has been cancelled due to the new Circular 131.
Zwelethemba Heritage for Elderly	17,036	-	-	-	-	-	0%	Project has been cancelled due to the new Circular 131.
Witzenville Festival Faire	17,036	-	-	-	-	-	0%	Project has been cancelled due to the new Circular 131.
Christmas in Winter	17,036	-	-	-	-	-	0%	Project has been cancelled due to the new Circular 131.
Gravel and Grit Festival	17,036	-	-	-	-	-	0%	Project has been cancelled due to the new Circular 131.
Multi-Cultural Food Festival	17,036	-	-	-	-	-	0%	Project has been cancelled due to the new Circular 131.
Christmas Day Market Festival	17,036	-	-	-	-	-	0%	Project has been cancelled due to the new Circular 131.
Garden Town Stellenbosch	17,036	-	-	-	-	-	0%	Project has been cancelled due to the new Circular 131.
Stellenbosch Harvest Parade	17,036	-	-	-	-	-	0%	Project has been cancelled due to the new Circular 131.
Meet Stellenbosch	17,036	-	-	-	-	-	0%	Project has been cancelled due to the new Circular 131.
Journey of Hope and Healing	17,036	-	-	-	-	-	0%	Project has been cancelled due to the new Circular 131.
Woordfees Wynskool	17,036	-	-	-	-	-	0%	Project has been cancelled due to the new Circular 131.
Easter Market Festival	17,036	-	-	-	-	-	0%	Project has been cancelled due to the new Circular 131.
Heritage Celebration Festival	17,036	-	-	-	-	-	0%	Project has been cancelled due to the new Circular 131.
Zolani Heritage for the Elderly	17,036	-	-	-	-	-	0%	Project has been cancelled due to the new Circular 131.
	477,008	**-**	**-**	**-**	**-**	**-**	**0%**	

Project	Original budget	Adjustments Budget	Actual	Shadow	Total	Available	% Avail	Comments
Township Tourism								
DC02_Township Tourism_Drakenstein	100,000	100,000	29,475	-	29,475	70,525	71%	Awaiting tender for marketing collateral to produce banners for SMME's.
DC02_Township Tourism_Stellenbosch	50,000	50,000	1,800	29,475	31,275	18,725	37%	Awaiting the tender for marketing collateral to produce banners for SMMEs. A new Halaal certification has been requested, and an order number has been secured for three additional businesses.
DC02_Township Tourism_Breede Valley	100,000	250,000	184,785	12,000	196,785	53,215	21%	Route Development funding for Breede Valley has been paid. We are awaiting the marketing collateral tender to produce banners for SMMEs.
DC02_Township Tourism_Witzenberg	50,000	-	-	-	-	-	0%	Project has been cancelled due to the new Circular 131.
DC02_Township Tourism_Stellenbosch	150,000	-	-	-	-	-	0%	Project has been cancelled due to the new Circular 131.
DC02_Witzenberg Tourism Ceres	50,000	-	-	-	-	-	0%	Project has been cancelled due to the new Circular 131.
DC02_Women in Tourism	50,000	-	-	-	-	-	0%	Project has been cancelled due to the new Circular 131.
	550,000	**400,000**	**216,060**	**41,475**	**257,535**	**142,465**	**36%**	
TOTAL: TOURISM	**3,254,151**	**1,877,143**	**731,121**	**41,475**	**772,596**	**1,104,547**	**59%**	
LAND-USE AND SPATIAL PLANNING								
EPWP Invasive Alien Vegetation								
Invasive Alien Vegetation_BVM	263,000	43,000	-	21,000	21,000	22,000	51%	Projects will be completed during Q4
Invasive Alien Vegetation_Drakenstein	157,500	157,500	82,101	75,399	157,500	-	0%	Projects will be completed during Q4
Invasive Alien Vegetation_Drakenstein (EPWP Grant)	300,000	300,000	265,000	35,000	300,000	-	0%	Projects will be completed during Q4
Invasive Alien Vegetation_Langeberg	249,500	266,870	228,000	38,870	266,870	-	0%	Projects will be completed during Q4
Invasive Alien Vegetation_Witzenberg	447,000	447,000	180,000	267,000	447,000	-	0%	Projects will be completed during Q4
	1,417,000	**1,214,370**	**755,101**	**437,269**	**1,192,370**	**22,000**	**2%**	
River Rehabilitation								
River Rehabilitation	100,000	100,000	14,899	76,940	91,839	8,161	8%	T2025 052; Cool off period ended 11 December 2025. Project implementation will start during January 2026 if no objections is received.
	100,000	**100,000**	**14,899**	**76,940**	**91,839**	**8,161**	8%	
TOTAL: LAND-USE AND SPATIAL PLANNING	**1,517,000**	**1,314,370**	**770,000**	**514,209**	**1,284,209**	**30,161**	**2%**	
PROJECTS								
Infrastructure Rural Area Farmers								
Infrastructure Rural Area Farmers	500,000	172,500	172,500	-	172,500	-	0%	All other applications were discontinued due to Circular 131 . Only 23 units were installed.
	500,000	**172,500**	**172,500**	**-**	**172,500**	**-**	**0%**	
Provision of water to Schools								
Provision of water to schools_Witzenberg	900,000	-	-	800,000	800,000	- 800,000	0%	Tender has been awarded, contractor busy with manufacturing of package plant. Veriment to be implemented to fund this project.
	900,000	**-**	**-**	**800,000**	**800,000**	**- 800,000**	**0%**	
Clearing of Road Reserves								
Clearing of Road Reserves_Witzenberg	650,000	970,644	-	-	-	970,644	100%	Tender closed on 12 September 2025 and has been awarded, contractors are expected to be on site during April 2026.
Clearing of Road Reserves_Langeberg	535,000	572,355	-	-	-	572,355	100%	Tender closed on 12 September 2025 and has been awarded, contractors are expected to be on site during April 2026.
Clearing of Road Reserves_Langeberg (EPWP)	444,000	444,000	-	-	-	444,000	100%	Tender closed on 12 September 2025 and has been awarded, contractors are expected to be on site during April 2026.
Clearing of Road Reserves_Stellenbosch	400,000	949,261	-	-	-	949,261	100%	Tender closed on 12 September 2025 and has been awarded, contractors are expected to be on site during April 2026.
Clearing of Road Reserves_Breede Valley	400,000	767,882	-	-	-	767,882	100%	Tender closed on 12 September 2025 and has been awarded, contractors are expected to be on site during April 2026.
Clearing of Road Reserves_Drakenstein	450,000	954,858	-	-	-	954,858	100%	Tender closed on 12 September 2025 and has been awarded, contractors are expected to be on site during April 2026.
	2,879,000	**4,659,000**	**-**	**-**	**-**	**4,659,000**	**100%**	
TOTAL: PROJECTS	**4,279,000**	**4,831,500**	**172,500**	**800,000**	**972,500**	**3,859,000**	**80%**	

Project	Original budget	Adjustments Budget	Actual	Shadow	Total	Available	% Avail	Comments
PUBLIC TRANSPORT REGULATION								
Road Safety Education								
Learner Peak Caps	300,000	300,000	260,808		260,808	39,192	13%	The Learner Peak Caps have been distributed to the Local Municipalities. Project completed.
Reflective Bibs	78,000	78,000	67,816		67,816	10,184	13%	The Reflective Bibs have been distributed to the Local Municipalities. Project completed.
Reflective Beanies	50,000	50,000	43,470	-	43,470	6,530	13%	The Reflective Beanies have been distributed to the Local Municipalities. Project completed.
Road Safety Promotional Items	628,000	628,000	546,070	-	546,070	81,930	13%	The Road Safety Promotional items have been distributed to the Local Municipalities. Project completed.
Transport Month Event	500,000	500,000	434,761	-	434,761	65,240	13%	The Transport month promotional items have been distributed to the local municipalities. Project completed.
	1,556,000	**1,556,000**	**1,352,924**	**-**	**1,352,924**	**203,076**	**13%**	
Sidewalks and Embayments								
Sidewalks and Embayments	3,500,000	520,000	237	311,179	311,415	208,585	40%	Consultants have been appointed, and tender document to serve at Spec.
	3,500,000	**520,000**	**237**	**311,179**	**311,415**	**208,585**	**40%**	
TOTAL: PUBLIC TRANSPORT REGULATION	**5,056,000**	**2,076,000**	**1,353,161**	**311,179**	**1,664,339**	**411,661**	**20%**	
MUNICIPAL HEALTH SERVICES								
Subsidy: Water/Sanitation-Farms								
Health & Hygiene Education - Breede Valley	30,100	26,934	23,421	-	23,421	3,513	13%	Seven sessions conducted, project completed.
Health & Hygiene Education - Drakenstein	20,900	18,973	16,498	-	16,498	2,475	13%	Six sessions conducted, project completed.
Health & Hygiene Education - Langeberg	37,000	35,454	30,829	-	30,829	4,625	13%	Eight sessions conducted, project completed.
Health & Hygiene Education - Stellenbosch	32,000	31,261	27,497	-	27,497	3,764	12%	Ten sessions conducted, project completed.
Health & Hygiene Education - Witzenberg	39,000	32,597	32,597	-	32,597	-	0%	Nine sessions conducted, project completed.
	159,000	**145,219**	**130,841**	**-**	**130,841**	**14,378**	**10%**	
Annual Environmental Health Educ. Prog.								
Annual Environmental Health Educ. Prog.	232,000	232,000	134,419	39,727	174,146	57,854	25%	Gifts and promotional items purchased
Theatre Performances Breede Valley	110,000	110,000	109,200	-	109,200	800	1%	The rollout of this project concluded in the Breede Valley region on 10 March 2026. Fifteen shows were conducted reaching 3301 scholars and spaza shop owners.
Theatre Performances Drakenstein	72,000	72,000	71,700	-	71,700	300	0%	The rollout of this project concluded in the Drakenstein region on 26 February 2026. Fifteen shows were conducted reaching 4975 scholars and spaza shop owners.
Theatre Performances Langeberg	75,000	75,000	7,435	66,908	74,343	657	1%	The rollout of this project concluded in the Langeberg region on 17 March 2026. Ten shows were conducted reaching 809 scholars and spaza shop owners.
Theatre Performances Stellenbosch	72,000	72,000	71,700	-	71,700	300	0%	Roll-out of the project in the Stellenbosch region was concluded on 11 February 2026. A total of 15 shows were conducted reaching 4 352 people.
Theatre Performances Witzenberg	112,000	112,000	14,868	96,655	111,523	477	0%	Two shows were rolled out October 2025 rest to follow March or April 2026.
	673,000	**673,000**	**409,322**	**203,290**	**612,611**	**60,389**	**9%**	
TOTAL: MUNICIPAL HEALTH SERVICES	**832,000**	**818,219**	**540,163**	**203,290**	**743,453**	**74,766**	**9%**	
SOCIAL DEVELOPMENT								
Skills development								
Artisan Skills Development Women	150,000	150,000	-	143,827	143,827	6,173	4%	Project will be implemented from 13 to 24 April 2026 at the school of skills in Wellington and Drakenstein .
Drivers Licence	150,000	150,000	133,450	16,548	149,998	2	0%	The project is completed.
	300,000	**300,000**	**133,450**	**160,375**	**293,825**	**6,175**	**2%**	

Project	Original budget	Adjustments Budget	Actual	Shadow	Total	Available	% Avail	Comments
HIV/AIDS								
Aids Day Event	53,045	53,045	18,135.70	-	18,136	34,909	66%	The project is completed on the 1 December 2025 in Breede valley and Zwelethemba community
Aids Awareness programmes: District wide	55,000	55,000	30,000	-	30,000	25,000	45%	Project will be implemented in April and May 2026 across the District
16 days of Activism Launch	53,800	53,800	9,000	20,650	29,650	24,150	45%	The launch of the 16 Days of Activism was held on 24 November 2025 in Drakenstein Allandale prison
	161,845	**161,845**	**57,136**	**20,650**	**77,786**	**84,059**	**52%**	
ELDERLY								
Active Age Programme District wide	47,600	47,600	13,750	-	13,750	33,850	71%	An active age programme will be implemented in April and May 2026 across the District
District Golden Games Event	291,075	291,075	-	2,400	2,400	288,675	99%	The District Golden Games will be implemented in May 2026 in Drakenstein. WPQ compiled as part of the Demand Plan.
Elderly Grant in Aid	150,000	150,000	-	-	-	150,000	100%	The procurement of goods and services for the Cape Winelands team will take place in April 2026.
	488,675	**488,675**	**13,750**	**2,400**	**16,150**	**472,525**	**97%**	
FAMILIES AND CHILDREN								
Families and Children Programmes	79,210	79,210	42,825	-	42,825	36,385	46%	Project will be implemented in April and May 2026 across the District
Holiday Programmes	107,355	107,355	51,100	-	51,100	56,255	52%	Project will be implemented in April and May 2026 across the District
Substance Abuse Awareness	61,870	61,870	29,805	-	29,805	32,065	52%	Project will be implemented in April and May 2026 across the District
Victim Empowerment Programmes	85,000	85,000	55,484	-	55,484	29,516	35%	Project will be implemented in April and May 2026 across the District
Teenage Pregnancy	35,700	35,700	-	-	-	35,700	100%	Project will be implemented in April and May 2026 across the District
Life skills workshops	87,400	87,400	20,080	-	20,080	67,320	77%	Project will be implemented in April and May 2026 across the District
Educational Excursions: District Wide	67,510	67,510	57,963	-	57,963	9,548	14%	Project will be implemented in April and May 2026 across the District .
Sanitary Ware	100,000	100,000	-	100,000	100,000	-	0%	The sanitary ware will be implemented in quarter 4, awaiting for the service provider to deliver the sanitary ware
	624,045	**624,045**	**257,257**	**100,000**	**357,257**	**266,789**	**43%**	
EARLY CHILDHOOD DEVELOPMENT								
ECD Grant_Breede Valley	72,000	72,000	24,248	8,583	32,831	39,169	54%	Proceed with procurement process via SCM for goods and services in April and May 2026
ECD Grant_Witzenberg	8,000	8,000	6,183	-	6,183	1,817	23%	Proceed with procurement process via SCM for goods and services in April and May 2026
ECD Grant_Langeberg	16,000	16,000	-	-	-	16,000	100%	Proceed with procurement process via SCM for goods and services in April and May 2026
ECD Grant_Drakenstein	72,000	72,000	25,679	35,956	61,634	10,366	14%	Proceed with procurement process via SCM for goods and services in April and May 2026
ECD Grant_Stellenbosch	32,000	32,000	-	13,063	13,063	18,937	59%	Proceed with procurement process via SCM for goods and services in April and May 2026
	200,000	**200,000**	**56,110**	**57,601**	**113,711**	**86,289**	**43%**	
COMMUNITY SUPPORT PROJECT								
Community Support Grant_Breede Valley	96,960	96,960	-	-	-	96,960	100%	Proceed with procurement process via SCM for goods and services in April and May 2026
Community Support Grant_Drakenstein	90,900	90,900	-	-	-	90,900	100%	Proceed with procurement process via SCM for goods and services in April and May 2026
Community Support Grant_Langeberg	54,540	54,540	-	-	-	54,540	100%	Proceed with procurement process via SCM for goods and services in April and May 2026
Community Support Grant_Witzenberg	78,780	78,780	-	-	-	78,780	100%	Proceed with procurement process via SCM for goods and services in April and May 2026
Community Support Grant_Stellenbosch	78,780	78,780	-	-	-	78,780	100%	Proceed with procurement process via SCM for goods and services in April and May 2026
	399,960	**399,960**	**-**	**-**	**-**	**399,960**	**100%**	
YOUTH								
Youth Camp	102,100	102,100	47,750	-	47,750	54,350	53%	Project will be implemented in April and May 2026 across the district
Youth Day	35,000	35,000	9,907	-	9,907	25,093	72%	The project will be implemented in June 2026 in Witzenberg
Top Achievers Awards	1,864,000	1,864,000	282,003	345,000	627,003	1,236,997	66%	The project will be implemented on 6 February 2026 in Drakenstein, and the department will transfer funds to the institutions where these learners are registered.
Career Exhibitions	68,300	68,300	18,685	16,200	34,885	33,415	49%	Project will be implemented in April and May 2026 across the District
	2,069,400	**2,069,400**	**358,345**	**361,200**	**719,545**	**1,349,855**	**65%**	

Project	Original budget	Adjustments Budget	Actual	Shadow	Total	Available	% Avail	Comments
WOMEN								
Phenomenal Women Award	100,000	100,000	90,702	-	90,702	9,298	9%	The project was implemented in Drakenstein(Paarl Town Hall) on the 13th of August 2025 . The project has been completed.
Sexual offence Awareness campaign	54,973	54,973	33,501	-	33,501	21,472	39%	Project will be implemented in April and May 2026 across the District
Women's Day Event	189,400	189,400	26,660	146,510	173,170	16,230	9%	Women's day event was implemented on the 9th August 2025 across the district. Project has been completed. The hairdressing training will be implemented on the 13 to 24 April 2026 in Witzenberg area.
	344,373	**344,373**	**150,862**	**146,510**	**297,372**	**47,001**	**14%**	
TOTAL: SOCIAL DEVELOPMENT	**4,588,298**	**4,588,298**	**1,026,909**	**848,736**	**1,875,645**	**2,712,653**	**59%**	
RURAL DEVELOPMENT								
SPORT, RECREATION AND CULTURE								
Sport, Recreation and culture events	943,600	1,093,600	703,966	75,711	779,678	313,922	29%	Proceed with procurement process via SCM for goods and services in April and May 2026
Sport And Rec support grant_Clubs_Witzenberg	139,998	139,998	18,225	16,316	34,541	105,457	75%	Proceed with procurement process via SCM for goods and services in April and May 2026
Sport And Rec support grant_Clubs_Langeberg	116,665	116,665	-	-	-	116,665	100%	Proceed with procurement process via SCM for goods and services in April and May 2026
Sport And Rec support grant_Clubs_Stellenbosch	139,998	139,998	-	-	-	139,998	100%	Proceed with procurement process via SCM for goods and services in April and May 2026
Sport And Rec support grant_Clubs_Breede Valley	93,332	93,332	-	-	-	93,332	100%	Proceed with procurement process via SCM for goods and services in April and May 2026
Sport And Rec support grant_Clubs_Drakenstein	209,997	209,997	-	-	-	209,997	100%	Proceed with procurement process via SCM for goods and services in April and May 2026
Cape Winelands Sport Council	160,000	120,000	120,000	-	120,000	-	0%	The project was implemented 21 February 2026 in Drakenstein (Town Hall, Paarl). The project is completed .
Boland Cricket	500,000	-	-	-	-	-	0%	Project to be cancelled due to compliance to MFMA Circular No. 131 from National Treasury
SAFA Capewinelands	100,000	-	-	-	-	-	0%	Project to be cancelled due to compliance to MFMA Circular No. 131 from National Treasury
Cape Winelands Farmworkers Association	50,000	-	-	-	-	-	0%	Project to be cancelled due to compliance to MFMA Circular No. 131 from National Treasury
Woordfees Stellenbosch	100,000	-	-	-	-	-	0%	Project to be cancelled due to compliance to MFMA Circular No. 131 from National Treasury
Training of Referees	170,000	20,000	-	-	-	20,000	100%	Project will be implemented in April and May 2026 across the District
Vlakkie Cricket	72,000	72,000	31,308	-	31,308	40,692	57%	Project will be implemented in April and May 2026 across the District
Grassroot Sports Event	182,200	182,200	110,961	-	110,961	71,239	39%	Project will be implemented in April and May 2026 across the District
Easter Tournament	87,320	87,320	-	5,847	5,847	81,473	93%	Project will be implemented in April 2026 across the District
Drama Festival	60,000	60,000	37,225	-	37,225	22,775	38%	Project will be implemented in April and May 2026 across the District
Rieldans	45,000	45,000	9,400	-	9,400	35,600	79%	Project will be implemented in April and May 2026 across the District
	3,170,110	**2,380,110**	**1,031,085**	**97,874**	**1,128,959**	**1,251,151**	**53%**	
DISABLED								
International Day for persons with Disabilities	81,000	81,000	48,370	-	48,370	32,630	40%	The project was implemented in Q2 on the 3rd of December 2025 in Witzenberg. Funds that are left will be savings.
Disability Grant_Breede Valley	88,080	88,080	12,488	14,908	27,395	60,685	69%	Proceed with procurement process via SCM for goods and services in April and May 2026
Disability Grant_Stellenbosch	39,390	39,390	14,500	5,569	20,069	19,321	49%	Proceed with procurement process via SCM for goods and services in April and May 2026
Disability Grant_Drakenstein	39,390	39,390	-	11,476	11,476	27,914	71%	Proceed with procurement process via SCM for goods and services in April and May 2026
Disability Grant_Witzenberg	13,130	13,130	-	-	-	13,130	100%	Proceed with procurement process via SCM for goods and services in April and May 2026
Disabled adult diapers	100,000	100,000	-	99,873	99,873	127	0%	The project will be implemented in Q4 2026. Awaiting for the service provider to deliver the adult diapers
Wheelchairs	200,000	200,000	-	-	-	200,000	100%	Specs has been submitted to SCM for advertisement and the project will be implemented in Q3 2026. Awaiting for the evaluation report from SCM to proceed with the requisition.
Hearing Aids	200,000	200,000	-	198,000	198,000	2,000	1%	The project will be implemented in Q4 2026. Awaiting for the service provider to deliver the Assistive devices in the form of Hearing aids
	760,990	**760,990**	**75,357**	**329,825**	**405,183**	**355,807**	**47%**	
TOTAL: RURAL DEVELOPMENT	**3,931,100**	**3,141,100**	**1,106,442**	**427,700**	**1,534,142**	**1,606,958**	**51%**	
TOTAL PROJECTS	**25,847,549**	**20,086,630**	**5,700,297**	**3,146,588**	**8,846,884**	**11,239,746**	**56%**	

CAPITAL EXPENDITURE - MARCH 2026

DESCRIPTION		ORIGINAL BUDGET	Adjustments Budget (Incl Virements)	M.T.D. Expenditure	Committed	Y.T.D. Exclud. Committed	Y.T.D. Costs	AVAILABLE	SCM STAGE	TENDER / QUOTATION NUMBER	REASON/ COMMENTS
CORPORATE SERVICES		**18,281,000**	**13,759,000**	**-**	**2,294,151**	**5,019,876**	**7,314,027**	**6,444,973**			
ADMIN SUPPORT SERVICES - TOTAL		**1,202,000**	**1,657,000**	-	1,422,381	-	1,422,381	**234,619**			
HIGH VOLUME COLOUR PHOTOCOPY MACHINE [MHS & SCM]	1102	300,000	300,000	-	296,407	-	296,407	3,593	**AWARDED**	**T 2025/113**	**Order issued**
HEAVY DUTY STAPLER	1102	8,000	-	-	-	-	-	-	**OTHER**	**T 2025/049**	**Reallocated to operational expenditure**
HIGH VOLUME COLOUR PHOTOCOPY MACHINE((ADMIN)	1102	300,000	600,000	-	592,813		592,813	7,187	**AWARDED**	**T 2025/113**	**Order issued**
HEAVY DUTY SCANNER (WORCESTER OFFICE)	1102	200,000	130,000	-	125,817	-	125,817	4,183	**AWARDED**	**T2025/113**	**Order issued**
HIGH VOLUME COLOUR PHOTOCOPY MACHINE(WORCESTER OFFICE)	1102	300,000	510,000	-	407,345	-	407,345	102,655	**AWARDED**	**T 2025/113**	**Order issued**
HEAVY DUTY SHREDDER [SALARY OFFICE]	1102	80,000	110,000	-	-	-	-	110,000	**AWARDED**	**T 2025/049**	**Awaiting the outcome of the appeal**
PIN BORAD [1,8M X 1,2M] (WORCESTER OFFICE)	1102	7,000	3,500	-	-		-	3,500	**AWARDED**	**T 2025/049**	**Awaiting the outcome of the appeal**
PIN BOARD [1,8M X 1,2M] (STELLENBOSCH OFFICE)	1102	7,000	3,500	-	-	-	-	3,500	**AWARDED**	**T 2025/049**	**Awaiting the outcome of the appeal**
PROPERTY MANAGEMENT- TOTAL		**117,000**	**137,000**	**-**	**-**	**-**	**-**	**137,000**			
VACUUM CLEANER (REPLACEMENT)	1164	20,000	20,000	-	-	-	-	20,000	**AWARDED**	**T 2025/049**	**Awaiting the outcome of the appeal**
VACUUM CLEANER (REPLACEMENT)	1164	12,000	10,000	-	-	-	-	10,000	**AWARDED**	**T 2025/049**	**Awaiting the outcome of the appeal**
DISHWASHER	1164	30,000	30,000	-	-	-	-	30,000	**AWARDED**	**T 2025/049**	**Awaiting the outcome of the appeal**
223l REFRIGERATOR TOP FREEZER [CL / CT / CW / CCD]	1164	15,000	15,000	-	-	-	-	15,000	**AWARDED**	**T 2025/049**	**Awaiting the outcome of the appeal**
15l URN	1164	10,000	10,000	-	-	-	-	10,000	**AWARDED**	**T 2025/049**	**Awaiting the outcome of the appeal**
MICROWAVE OVEN	1164	10,000	10,000	-	-	-	-	10,000	**AWARDED**	**T 2025/049**	**Awaiting the outcome of the appeal**
HIGH BACK CHAIRS	1164	20,000	42,000	-	-	-	-	42,000	**AWARDED**	**T 2025/049**	**Awaiting the outcome of the appeal**
INFORMATION TECHNOLOGY - TOTAL		**11,800,000**	**6,800,000**	-	723,567	5,019,876	5,743,442	**1,056,558**			
PC'S	1210	200,000	200,000	-	-	-	-	200,000	**OTHER**	**T 2025/064**	**Cancelled before advertising**
TABLETS	1210	200,000	200,000	-	197,092	-	197,092	2,908	**AWARDED**	**Q 2025/050**	**Order issued**
ERP SYSTEM	1210	5,000,000	-	-	-	-	-	-	**OTHER**	**T 2025/062**	**Deferred to the 2026/2027 financial year**
LAPTOPS	1210	2,000,000	2,000,000	-	-	1,947,537	1,947,537	52,463	**AWARDED**	**T 2025/065**	**Completed**
SERVER STORAGE AND INFRASTRUCTURE	1210	4,400,000	4,400,000	-	526,475	3,072,338	3,598,813	801,187	**AWARDED**	**T 2025/115**	**Completed**
TRANSPORT POOL - TOTAL		**5,000,000**	**5,000,000**	**-**	**-**	**-**	**-**	**5,000,000**			
HATCHBACK MOTOR VEHICLES	1310	3,000,000	3,000,000	-	-	-	-	3,000,000	**AWARDED**	**T 2025/114**	
MULTI-PURPOSE MOTOR VEHICLES	1310	2,000,000	2,000,000	-	-	-	-	2,000,000	**AWARDED**	**T 2025/114**	
COUNCILLOR SUPPORT- TOTAL		**162,000**	**165,000**	**-**	**148,203**	**-**	**148,203**	**16,797**			
HIGH VOLUME COLOUR PHOTOCOPY MACHINE [OFFICE OF THE MAYOR]	1101	150,000	150,000	-	148,203	-	148,203	1,797	**AWARDED**	**T 2025/113**	**Order issued**
LEATHER TUB CHAIRS [WORCESTER OFFICE OF THE MAYOR]	1101	12,000	15,000	-	-	-	-	15,000	**AWARDED**	**T 2025/049**	**Awaiting the outcome of the appeal**
FINANCIAL SERVICES		**173,500**	**173,500**	**-**	**-**	**-**	**-**	**173,500**			
MANAGEMENT: FINANCIAL SERVICES- TOTAL		**173,500**	**173,500**	-	-	-	-	**173,500**			
DESK CALCULATOR	1201	1,500	1,500	-	-	-	-	1,500	**AWARDED**	**T 2025/049**	**Awaiting the outcome of the appeal**
BAR FRIDGE	1201	4,000	4,000	-	-		-	4,000	**AWARDED**	**T 2025/049**	**Awaiting the outcome of the appeal**
AUDIO SYSTEM - TENDER ROOM	1201	20,000	20,000	-	-		-	20,000	**AWARDED**	**Q 2025/012**	
TELEVISION	1201	60,000	60,000	-	-		-	60,000	**AWARDED**	**Q 2025/046**	
6-DRAWER DESK	1201	30,000	30,000	-	-		-	30,000	**AWARDED**	**T 2025/049**	**Awaiting the outcome of the appeal**
2 X HIGH BACK CHAIRS	1201	8,000	8,000	-	-		-	8,000	**AWARDED**	**T 2025/049**	**Awaiting the outcome of the appeal**
AUDIO SYSTEM - SCM BOARDROOM	1201	50,000	50,000	-	-		-	50,000	**AWARDED**	**Q 2025/012**	

DESCRIPTION		ORIGINAL BUDGET	Adjustments Budget (Incl Virements)	M.T.D. Expenditure	Committed	Y.T.D. Exclud. Committed	Y.T.D. Costs	AVAILABLE	SCM STAGE	TENDER / QUOTATION NUMBER	REASON/ COMMENTS
OFFICE OF THE MUNICIPAL MANAGER		**1,405,000**	**129,077**	**-**	**-**	**50,326**	**50,326**	**78,751**			
PUBLIC RELATIONS - TOTAL		**400,000**	**124,077**	**-**	**-**	**50,326**	**50,326**	**73,751**			
BANNERS, GAZEBOES ETC	1010	200,000	24,077	-	-	24,077	24,077	-	AWARDED	T 2025/115	Project completed
PHOTOGRAPHY EQUIPMENT	1010	50,000	50,000	-	-	26,249	26,249	23,751	AWARDED	Q 2025/062	Project completed
GRAPHIC DESIGN LAPTOP	1010	50,000	50,000				-	50,000	EVALUATION	Q 2025/026	Will be procured under Q 2025/066
CORPORATE IDENTITY UPGRADING, FOYERS	1010	100,000	-	-	-	-	-	-	OTHER	Q 2025/027	Deferred to 2026/2027 financial year
INTERNAL AUDIT - TOTAL		**1,005,000**	**5,000**	**-**	**-**	**-**	**-**	**5,000**			
AUTOMATED INTERNAL AUDIT AND RISK MANAGEMENT SOFTWARE SYSTEM	1020	1,000,000	-	-	-	-	-	-	OTHER	T 2025/068	The tender has been withdrawn
DIGITAL RECORDER (NEW)	1020	5,000	5,000	-	-	-	-	5,000	AWARDED	T 2025/049	Awaiting the outcome of the appeal
TECHNICAL SERVICES		**34,282,000**	**22,335,057**	**-439,666**	**6,665,429**	**6,161,511**	**12,826,940**	**9,508,117**			
BUILDINGS: MAINTENANCE - TOTAL		**30,311,000**	**16,150,057**	**500,658**	**6,665,329**	**1,637,136**	**8,302,465**	**7,847,592**			
1 TON TRUCK	1165	500,000	-	-	-	-	-	-	OTHER	T 2025/092	Project cancelled
2 X SUPERCAB LDV VEHICLES	1165	1,400,000	1,800,000	-	-	-	-	1,800,000	AWARDED	T 2025/091	BAC 06/02/2026
ROTARY DRILL	1165	12,000	5,441		-	5,441	5,441	-	AWARDED	U 2025/004	Project completed
CORDLESS DRILL	1165	4,000	2,435	-	-	2,435	2,435	-	AWARDED	U 2025/005	Project completed
SANDING MACHINE	1165	6,000	-	-	-	-	-	-	OTHER	U 2025/006	Project cancelled
ELECTRIC DRILL	1165	5,000	-	-	-	-	-	-	OTHER	U 2025/007	Project cancelled
ELECTRIC HAMMER DRILL	1165	5,000	-	-	-	-	-	-	OTHER	U 2025/008	Project cancelled
PRESSURE WASHER	1165	20,000	9,750	-	-	9,750	9,750	-	AWARDED	U 2025/009	Project completed
ELECTRIC PLANER	1165	5,000	2,652	-	-	2,652	2,652	-	AWARDED	U 2025/010	Project completed
ELECTRIC / HEATING GO GREEN	1165	2,500,000	2,500,000	-	2,309,535	-	2,309,535	190,465	SPECS OUTSTANDING	T 2025/095	Committed funds only relate to the architect fees
LEAF BLOWER	1165	4,000	1,336	-		1,336	1,336	-	AWARDED	U 2025/011	Project completed
REPLACE AIR CONDITIONER/S	1165	800,000	100,000	-	-	-	-	100,000	AWARDED	T 2025/094	Valid tender in place when required
KITCHEN UPGRADE (S/S)(ROBERTSON)	1165	150,000	180,000	-	23,325	-	23,325	156,675	AWARDED	Q 2025/038	To be executed with term contracts
KITCHEN UPGRADE (NEW)	1165	85,000	195,000		-	47,960	47,960	147,040	AWARDED	Q 2025/036	To be executed with term contracts
REPAIR/UPGRADE OUT-BUILDING	1165	400,000	115,200	-	115,200	-	115,200	-	OTHER	T 2025/125	Deferred to 2026/2027 financial year . Architect fees committed .
PAVE YARD / RETAINING WALL	1165	500,000	-	-	-	-	-	-	OTHER	T 2025/086	Project cancelled
HELICOPTER LANDING PAD	1165	1,200,000	387,101	-	146,685	240,416	387,101	-	OTHER	T 2025/087	Deferred to 2026/2027 financial year . Architect fees committed .
DEMOLISH OUT-BUILDING	1165	750,000	-	-	-	-	-	-	OTHER	T 2025/111	Reallocated to operational expenditure during Feb Adj Budget
UPGRADE FOYER	1165	500,000	650,000	86,700	140,287	117,841	258,128	391,872	AWARDED	T 2025/124	To be executed with term contracts. Architect fees committed .
STEEL STRUCTURE TRUCK PORT(FIRE ROBERTSON)	1165	900,000	-	-	-	-	-	-	OTHER	T 2025/090	The project has been cancelled in light of the planned construction of the new station. Journal to reallocate expenditure to opex was processed on 6 March 2026.
UPGRADE KITCHEN -SS UNITS	1165	150,000	150,000	-	-	-	-	150,000	AWARDED	Q 2025/035	To be executed with term contracts
STELLENBOSCH THATCH BUILDINGS	1165	2,600,000	2,600,000	-	1,472,332	-	1,472,332	1,127,668	AWARDED	T 2025/089	To be executed with term contracts
RENOVATIONS GROUND FLOOR STELLENBOSCH (FINANCE)	1165	1,500,000	153,227	-	133,268	19,959	153,227	-	OTHER	T 2025/123	Defer to 2026/2027 financial year .Architect fees committed and paid.
UPGRADE KITCHEN - S/S UNITS(ROBERTSON)	1165	150,000	150,000	-	23,825	-	23,825	126,175	AWARDED	Q 2025/037	To be executed with term contracts
REPAIRS KITCHEN CUPD. & GRANITE TOPS IN KITCHEN	1165	120,000	170,000	-	51,330	-	51,330	118,670	AWARDED	Q 2025/030	To be executed with term contracts. Architect fees committed .
IBR STEEL STORE DMS / FFS UNDER EXIST. ROOF	1165	670,000	-	- 103,032	-	-	-	-	OTHER	T 2025/084	Project cancelled; journal to reallocate expenditure to opex was processed on 6 March 2026.
ACCESS RAMP FOR THE DISABLED	1165	750,000	-	-	-	-	-	-	OTHER	T 2025/126	Project cancelled
REPAIR/REHABILITATE THATCH ROOF	1165	750,000	2,000,000	-	-	-	-	2,000,000	AWARDED	T 2025/112	
UPGRADE ABLUTIONS COUNCIL CHAMBERS	1165	170,000	270,000	-	209,270	-	209,270	60,730	AWARDED	Q 2025/033	To be executed with term contracts. Architect fees committed .
KITCHEN UPGRADES(WORCESTER)	1165	140,000	140,000	-	99,700	-	99,700	40,300	AWARDED	Q 2025/032	To be executed with term contracts
STEEL STRUCTURE TRUCK PORTS	1165	950,000	113,293	-	55,642	57,550	113,192	101	OTHER	T 2025/088	Project deferred to next financial year; Architect fees committed
ALTERATIONS TO ROOF OF EXISTING CARPORT	1165	900,000	900,000	-	320,094	-	320,094	579,906	AWARDED	T 2025/085	To be executed with term contracts. Architect fees committed.

DESCRIPTION		ORIGINAL BUDGET	Adjustments Budget (Incl Virements)	M.T.D. Expenditure	Committed	Y.T.D. Exclud. Committed	Y.T.D. Costs	AVAILABLE	SCM STAGE	TENDER / QUOTATION NUMBER	REASON/ COMMENTS
WORCESTER FIRE DEPARTMENT	1165	1,200,000	1,300,000	561,375	600,701	561,375	1,162,076	137,924	AWARDED	T 2025/087	To be executed with term contracts
PAARL ROADS DEPOT AND WORKSHOP	1165	2,000,000	-	-	-	-	-	-	OTHER	T 2025/135	Cancelled due to roads function departure.
UPGRADE OF TRAINING ROOM WITH LINK TO ANNEXBUILDING	1165	5,000,000	-	- 438,947	-	-	-	-	OTHER	T 2025/082	Project cancelled; journal to reallocate expenditure to opex was processed on 6 March 2026.
UPGRADE STORM WATER DRAINAGE	1165	750,000	17,142	-	28,771	17,142	45,913	- 28,771	OTHER	T 2025/083	Defer to 2026/2027 financial year
ROBERTSON ROAD DEPARTMENT AND WORKSHOP	1165	1,200,000	-	-	-	-	-	-	OTHER	T 2025/136	Cancelled due to roads function departure.
DUMPY LEVEL	1165	15,000	7,413	-	-	7,413	7,413	-	AWARDED	U 2025/14	Project completed
2 X 12M CONTAINERS	1165	250,000	190,000	5,000	-	151,236	151,236	38,764	AWARDED	Q 2025/045	To be concluded by 30 June 2026
STELLENBOSCH FIRE DEPARTMENT	1165	1,300,000	1,200,000	389,562	728,289	389,562	1,117,851	82,149	AWARDED	T 2025/137	To be executed with term contracts. Brickwork and flooring tender still to be awarded
CONTAINER KIT STORAGE FACILITY	1165	-	180,000	-	-	-	-	180,000	AWARDED		
STORAGE CONTAINERS_EBP, WORCESTER	1165	-	195,000	-	-	-	-	195,000	AWARDED		Awarded 18/06/2025
UPGRADES BATHROOM	1165	-	320,000	-	207,075	-	207,075	112,925	AWARDED	T 2025/036	To be executed with term contracts
ALTERATIONS CLOTHING STORE	1165	-	140,000	-	-	-	-	140,000	AWARDED		To be executed with term contracts
DOUBLE SIDED MOBILE WHITE BOARD	1165	-	5,068	-	-	5,068	5,068	-	AWARDED		Project completed
REGIONAL LANDFILL SITE- TOTAL		**150,000**	**6,150,000**	-	**100**	**4,524,375**	**4,524,475**	**1,625,525**			
REGIONAL LANDFILL SITE	1332	150,000	6,150,000	-	100	4,524,375	4,524,475	1,625,525	AWARDED		
ROADS AGENCY - TOTAL		**3,821,000**	**35,000**	**- 940,324**	-	-	-	**35,000**			
WHEEL BARROWS REPLACEMENT HEAVY DUTY FOR ALL DEPOTS	1361	30,000	-		-	-	-	-	OTHER	U 2025/002	Not to be utilised due to WCG Roads Function transfer
MICROWAVE REPLACEMENT	1361	6,000	-	-	-	-	-	-	OTHER	T 2025/049	Tender cancelled
REPLACEMENT OF VARIOUS TOOLS FOR MECHANICS	1361	50,000	-	-	-	-	-	-	OTHER	Q 2025/064	Not to be utilised due to WCG Roads Function transfer
SATELITE PHONES	1361	200,000	-	-	-	-	-	-	OTHER	Q 2025/054	Not to be utilised due to WCG Roads Function transfer
VISITORS CHAIRS	1361	10,000	10,000	-	-	-	-	10,000	AWARDED	T 2025/049	Awaiting the outcome of the appeal
5 X EXECUTIVE HIGH BACK CHAIR(NEW)	1361	10,000	10,000	-	-		-	10,000	AWARDED	T 2025/049	Awaiting the outcome of the appeal
DIGITAL CAMERAS FOR ROADS EMPLOYEES	1361	15,000	15,000	-	-	-	-	15,000	SPECS SUBMITTED	U 2025/003	To be advertised
RENOVATIONS HOUSES DEPOT PAARL (SUBJECT TO APPOINTMENT OF AN ARCHITECT)	1361	1,000,000	-	- 866,528	-	-	-	-	OTHER	T 2025/101	Project cancelled; journal to reallocate expenditure to opex was processed on 6 March 2026.
INSTALLATION OF CONCRETE SLABS FOR STORAGE CONTAINERS (ROBERTSON DEPOT)		1,300,000	-	- 11,040	-	-	-	-	OTHER	Q 2025/068	Project cancelled; journal to reallocate expenditure to opex was processed on 6 March 2026.
NEW CLOAKROOM CERES WORKSHOP	1361	1,200,000	-	- 62,756	-	-	-	-	OTHER	T 2025/100	Project cancelled; journal to reallocate expenditure to opex was processed on 6 March 2026.
COMMUNITY DEVELOPMENT AND PLANNING SERVICES		**58,508,700**	**21,514,046**	**781,785**	**8,885,708**	**6,715,125**	**15,600,833**	**5,913,213**			
MUNICIPAL HEALTH SERVICES - TOTAL		**192,000**	**215,600**	-	-	-	-	**215,600**			
20KG AUTOMATIC ICE MAKER	1441	6,600	6,600	-	-	-	-	6,600	AWARDED	T 2025/049	Awaiting the outcome of the appeal
3 X MOBILE PEDESTAL	1441	10,200	10,200	-	-	-	-	10,200	AWARDED	T 2025/049	Awaiting the outcome of the appeal
2 X CREDENZA	1441	9,400	12,000	-	-	-	-	12,000	AWARDED	T 2025/049	Awaiting the outcome of the appeal
3 X EXTENSION TOP	1441	7,200	7,200	-	-	-	-	7,200	AWARDED	T 2025/049	Awaiting the outcome of the appeal
2 X ROUND CONFERENCE TABLES	1441	6,800	8,000	-	-	-	-	8,000	AWARDED	T 2025/049	Awaiting the outcome of the appeal
4 X SYSTEM CABINETS	1441	29,600	29,600	-	-	-	-	29,600	AWARDED	T 2025/049	Awaiting the outcome of the appeal
LAMINATOR-A3	1441	2,500	2,500	-	-	-	-	2,500	AWARDED	T 2025/049	Awaiting the outcome of the appeal
10 CONFERENCE ARM CHAIRS	1441	33,000	33,000	-	-	-	-	33,000	AWARDED	T 2025/049	Awaiting the outcome of the appeal
6 X NON-MAGNETIC WHITE MAKER BOARDS	1441	11,000	11,000	-	-	-	-	11,000	AWARDED	T 2025/049	Awaiting the outcome of the appeal
90L BAR FRIDGE	1441	3,000	3,000	-	-	-	-	3,000	AWARDED	T 2025/049	Awaiting the outcome of the appeal
BANNERS	1441	27,500	27,500	-	-	-	-	27,500	AWARDED	T 2025/117	Awaiting the outcome of the appeal
3X PANEL LEG DESK	1441	14,400	20,000	-	-	-	-	20,000	AWARDED	T 2025/049	Awaiting the outcome of the appeal
7 X FILLING CABINETS	1441	30,800	45,000	-	-	-	-	45,000	AWARDED	T 2025/049	Awaiting the outcome of the appeal

DESCRIPTION		ORIGINAL BUDGET	Adjustments Budget (Incl Virements)	M.T.D. Expenditure	Committed	Y.T.D. Exclud. Committed	Y.T.D. Costs	AVAILABLE	SCM STAGE	TENDER / QUOTATION NUMBER	REASON/ COMMENTS
LOCAL ECONOMIC DEVELOPMENT- TOTAL		**31,700**	**30,500**	**-**	**-**	**-**	**-**	**30,500**			
HEAVY DUTY BINDER	1004	10,000	10,000	-	-	-	-	10,000	AWARDED	T 2025/049	Awaiting the outcome of the appeal
HEAVY DUTY STAPLER	1004	1,200	-	-	-	-	-	-	OTHER	T 2025/049	Reallocated to operational expenditure
MICROWAVE	1004	3,000	3,000	-	-	-	-	3,000	AWARDED	T 2025/049	Awaiting the outcome of the appeal
HIGH BACK CHAIR X3	1004	15,000	15,000	-	-	-	-	15,000	AWARDED	T 2025/049	Awaiting the outcome of the appeal
GUILLOTINE	1004	2,500	2,500	-	-	-	-	2,500	AWARDED	T 2025/049	Awaiting the outcome of the appeal
DISASTER MANAGEMENT - TOTAL		**24,675,000**	**9,148,043**	**5,404**	**4,562,277**	**1,026,779**	**5,589,056**	**3,558,987**			
CARPORT AND STORAGE (PAARL)	1610	5,000,000	-	- 18,572	-	-	-	-	OTHER	T 2025/097	Project cancelled due to roads function departure. Journal to reallocate expenditure to opex was processed on 6 March 2026. Deferred to the next financial year 2026/2027
UPGRADE OF INCIDENT COMMAND VEHICLE	1610	-	316,264	-	-	316,264	316,264	-	AWARDED	T 2024/086	Project completed
PORTABLE TOILETS	1610	500,000	500,000	-	473,340	-	473,340	26,660	AWARDED	T 2025/134	Order issued
(2) 4X4 DISASTER MANAGEMENT RESPONSE VEHICLE	1610	1,600,000	1,600,000		1,558,700	-	1,558,700	41,300	AWARDED	T 2025/122	Order issued
7 SEATER 4X4 DISASTER MANAGEMENT RESPONSE VEHICLE	1610	1,000,000	1,000,000	-	794,040	-	794,040	205,960	AWARDED	T 2025/130	Order issued
STORAGE FACILITY DMS PAARL (DEPOT) - ARCH. SERVICES	1610	4,000,000	-	-	-	-	-	-	OTHER	T 2025/096	Project cancelled;expenditure to be reallcoated to opex. Deferred to the next financial year 2026/2027
UPGRADE DISASTER MANAGEMENT CENTRE (SATELLITE)	1610	7,000,000	3,300,000	-	-	447,662	447,662	2,852,338	AWARDED	T 2024/065	Cool-off period
UPGRADE DISASTER MANAGEMENT CENTRE	1610	100,000	-	-	-	-	-	-	OTHER	Q 2025/063	The order has been cancelled as a result of the transfer of the Roads Agency Function.
LCD TV	1610	60,000	-	-	-	-	-	-	OTHER	Q 2025/046	Cancelled
RAIDO'S	1610	50,000	50,000	23,976	-	23,976	23,976	26,024	AWARDED	Q 2025/065	To be concluded by 30 June 2026
SMALL IT EQUIPMENT	1610	15,000	15,000	-	-	4,243	4,243	10,758	AWARDED	U 2025/001	To be concluded by 30 June 2026
2 X 5KVA SILENT RUNNING GENERATOR	1610	100,000	-	-	-	-	-	-	OTHER	Q 2025/029	Cancelled
FURNITURE(DMC)	1610	1,000,000	-	-	-	-	-	-	OTHER	T 2025/121	Deferred to the 2027/2028 financial year
UPGRADE OF MOBILE KITCHEN	1610	50,000	166,779	-	-	166,779	166,779	-	AWARDED	T 2024/021	Project completed
RADIO ROOM	1610	3,000,000	400,000	-	91,999	67,855	159,855	240,145	AWARDED	T 2025/133	Architect fees paid and committed
DISASTER MANAGEMENT RESPONSE VEHICLE (REPLACEMENT CL58083 LIVINA)	1610	1,200,000	-	-	-	-	-	-	OTHER	T 2025/129	The specifications were incorrect; the tender has been cancelled. Deferred to the next financial year
WATER TANKERS	1610	-	1,800,000	-	1,644,199	-	1,644,199	155,802	AWARDED	T 2024/087	Completed
FIRE SERVICES - TOTAL		**33,610,000**	**12,119,903**	**776,381**	**4,323,431**	**5,688,346**	**10,011,776**	**2,108,127**			
MULTI PURPOSE PASSENGER VEHICLE	1620	-	1,380,526	-	-	1,380,526	1,380,526	-	AWARDED	T 2024/028	Project completed
UPGRADE OF INCIDENT COMMAND VEHICLE - STARLINK/ AIRCON & PNEUMATIC DOOR	1620	440,000	267,947	165,397	102,624	165,397	268,021	- 74	AWARDED	T 2025/035	Awaiting delivery in April 2026, payment to follow before year end.
MAJOR 4 X 4 FIRE FIGHTING VEHICLE (REPLACEMENT)	1620	5,400,000	-	-	-	-	-	-	OTHER	T 2025/050	Service provider unable to deliver before 30 June 2026; defer to the next financial year
UPGRADE OF COOLER/FRIDGE UNIT - CL 30666	1620	60,000	13,850	-	-	13,850	13,850	-	AWARDED	Q 2025/002	Project completed
HAZMAT EQUIPMENT (GRANT FUNDING)	1620	500,000	500,000	-	433,787	-	433,787	66,213	AWARDED	T 2025/048	Awaiting delivery
TUNNEL TRAINING SIMULATOR (SUBJECT TO APPOINTMENT OF ARCHITECT)	1620	1,600,000	1,600,000	-	412,981	1,112,990	1,525,971	74,029	AWARDED	T 2025/112	Awarded 27/04/2025. In process of being completed.
LIGHT4X4 FIRE FIGHTING VEHICLE (REPLACEMENT)	1620	2,500,000	1,530,354.66	-	1,539,657	-	1,539,657	- 9,302	AWARDED	T 2025/047	Awaiting delivery
BREATHING APPARATUS(REPLACEMENT)	1620	300,000	300,000	27,935	-	287,898	287,898	12,102	AWARDED	T 2024/032	2nd year of three year tender
FITNESS EQUIPMENT	1620	400,000	400,000	303,131	39,736	303,131	342,867	57,133	AWARDED	T 2025/046	To be concluded by 30 June 2026
BUILDING UPGRADE/REPAIRS - ROBERTSON FIRE DEPOT	1620	800,000	-	-	-	-	-	-	OTHER	T 2025/099	Deferred to the 2026/2027
REPLACEMENT OF RADIOS (INSURANCE)	1620	40,000	40,000	-	-	-	-	40,000	AWARDED	Q 2025/028	Awarded to PVR Services on 29/08/2025.
STEEL STRUCTURE FIRE TRUCK PORTS - STELLENBOSCH FIRE DEPOT (SUBJECT TO APPOINTMENT OF ARCHITECT)	1620	1,200,000	384,376	-	384,376	-	384,376	-	OTHER	T 2025/098	Deferred to the 2026/2027 . Architect fees committed .
FURNITURE AND APPLIANCES	1620	70,000	70,000	-	-	24,750	24,750	45,250	AWARDED	T 2025/049	Awaiting delivery
UPGRADE RADIO INFRASTRUCTURE	1620	300,000	200,000	62,026	112,294	62,026	174,320	25,680	AWARDED	Q 2025/067	In progress in conjunction with rollout of new radio system to be completed before 30 June 2026
HAZMAT EQUIPMENT (OWN FUNDING)	1620	-	258,400	159,774	98,625	159,774	258,399	1	AWARDED	T 2025/049	Awaiting delivery
UPGRADE & REPLACE OF MOBLE & PORTABLE RADIOS	1620	-	86,957	58,118	28,997	58,118	87,116	- 159	AWARDED	T2023 /046	In progress installation of new radio's
BUILDING UPGRADES/REPAIRS - NIEUWEDRIFT FIRE DEPOT	1620	20,000,000	5,087,493	-	1,170,353	2,119,887	3,290,240	1,797,254	AWARDED	T 2024/065	Order issued
TOTAL CAPITAL		**112,650,200**	**57,910,680**	**342,119**	**17,845,288**	**17,946,837**	**35,792,125**	**22,118,555**			

DETAILED DEBTORS AGE ANALYSIS - MARCH 2026

	Amount	0 - 30 days	31 - 60 days	61 - 90 days	91 - 120 days	121 - 150 days	151 - 180 days	181 - 365 days	> 365 days
		Mar-26	Feb-26	Jan-26	Dec-25	Nov-25	Oct-25	Sept 2025 - Apr 2025	Mar-25
TRADE RECEIVABLE: FIRE SERVICES	660,682	27,850	-	28,163	-	14,645	-	338,310	251,715
POST RETIREMENT MEDICAL AID	255,311	205,109	976	-	-	-	2,358	12,231	34,637
RENTAL	4,241	-	-	-	-	-	-	-	4,241
CHEMICAL TOILET HIRE - SANDHILLS	43,683	43,683	-	-	-	-	-	-	-
INSURANCE DEBTOR	-	-	-	-	-	-	-	-	-
EXPORT CERTIFICATES	-	-	-	-	-	-	-	-	-
DEPOSITS DEBTOR	4,740	-	-	-	-	-	-	-	4,740
COUNCILLORS	98,822	76,457	-	-	-	-	-	12,049	10,315
ENCROACHMENTS - ROAD RESERVES	6,893	-	-	-	1,769	-	-	-	5,124
**PENPAY DEBTORS - SALARY OVERPAYMENTS & OTHER	681,537	-	-	-	-	-	-	210,908	470,629
MERINO MAINTENANCE CONTRIBUTIONS - DTPW	4,981	-	-	-	-	-	-	-	4,981
BERTRANDT ENTERPRISES - T2019/002 WASTE DISPOSAL	3,920	-	-	-	-	-	-	-	3,920
	1,764,809	353,098	976	28,163	1,769	14,645	2,358	573,499	790,302

** Repayment negotiations with overpaid employees have either commenced or are currently in the process of being finalised. As these repayment arrangements are concluded, the related debtor balances will decrease accordingly.

DISCLOSURES IN TERMS OF THE MUNICIPAL SUPPLY CHAIN MANAGEMENT REGULATION 36(2) -
PROMULGATED BY GOVERNMENT GAZETTE 27636 DATED 30 MAY 2005 - FOR THE 3RD QUARTER OF 2025/2026

No.	Name of supplier	Department	Contract Manager	Contract Title	Estimated expenditure	Reason
1	QSO COMMUNICATIONS T/A BD COMMUNICATIONS	CDPS	J THUYNSMA	RENTAL OF HIGHSITE	R 22,080.00	IMPRACTICAL - CWDM Emergency Service Radio Communication Equipment are being housed at specific locations within the District at dedicated High Site facilities.
2	BUILT ENVIRONMENT SKILLS AND TRAINING (PTY)LTD	TECHNICAL SERVICES	Y LEVENDAL	ATTENDANCE OF TRAINING WEBINAR	R 8,613.50	SOLE PROVIDER - Buildt Environment Skills and Training (Pty)Ltd are the producers and the sole provider of training services on: Roads Construction, Maintenance and Rehabilitation Training
3	HEALTH 1ST - CENTRE FOR OCCUPATIONAL HEALTH AND WELLNESS	CORPORATE SERVICES	G JULIE	FUNCTIONAL CAPACITY EVALUATION	R 16,000.00	IMPRACTICAL - Services provider were already appointed for the type of services related to employee wellness and the employee has already done sessions and built a relationship of trust. Service provider has all the background information related to the matter.
4	THE INSTITUTE OF WASTE OF SOUTHERN AFRICA	TECHNICAL SERVICES	C SWART	ATTENDANCE OF WASTECON CONFERENCE	R 7,000.00	SOLE PROVIDER - Services provider is the sole organiser of the conference
5	REED EXHIBITIONS	CDPS	A SONDLO	ATTENDANCE OF WORLD TRAVEL MARKET AFRICA, 2026	R 196,894.90	SOLE PROVIDER - Services provider is the sole organiser and rights holder
					R 250,588.40	

CAPE WINELANDS DISTRICT MUNICIPALITY

PERFOMANCE REVIEW REPORT FOR THE QUARTER ENDING 31 MARCH 2026

QUARTER 3 2025/2026

Contract Number	Contract Title	Contract Manager	Name of supplier	Comments
T2023/040	DELIVERY, IMPLEMENTATION AND MANAGEMENT OF THE NETWORKED TELEPHONY SYSTEM FOR THE PERIOD ENDING 30 JUNE 2026	A GABIER	PLUS1X COMMUNICATIONS (PTY) LTD	SATISFACTORY
T2024/045A	INTERNET SERVICES FOR THE PERIOD ENDING 30 JUNE 2027	A GABIER	ITEC TIYENDE (PTY) LTD	SATISFACTORY
T2024/045B	INTERNET SERVICES FOR THE PERIOD ENDING 30 JUNE 2027	A GABIER	MOBILE TELEPHONE NETWORKS (PTY) LTD	SATISFACTORY
T2024/045C	INTERNET SERVICES FOR THE PERIOD ENDING 30 JUNE 2027	A GABIER	VOX TELECOMMUNICATIONS (PTY) LTD	SATISFACTORY
T2024/043A	SUPPLY AND DELIVERY OF DESKTOP COMPUTERS, LAPTOPS AND ACCESSORIES FOR A 12-MONTH PERIOD	A GABIER	A AND C COSMIC SOLUTIONS (PTY) LTD	SATISFACTORY
T2024/043B	SUPPLY AND DELIVERY OF DESKTOP COMPUTERS, LAPTOPS AND ACCESSORIES FOR A 12-MONTH PERIOD	A GABIER	EMP TRADING COMPANY (PTY) LTD	SATISFACTORY
T2024/043C	SUPPLY AND DELIVERY OF DESKTOP COMPUTERS, LAPTOPS AND ACCESSORIES FOR A 12-MONTH PERIOD	A GABIER	INNOVO NETWORKS (PTY) LTD	NOT UTILISED THIS QUARTER
T2024/043D	SUPPLY AND DELIVERY OF DESKTOP COMPUTERS, LAPTOPS AND ACCESSORIES FOR A 12-MONTH PERIOD	A GABIER	TECHNOLOGY STRATEGY CORP (PTY) LTD	NOT UTILISED THIS QUARTER
T2024/044	SUPPLY, DELIVERY AND INSTALLATION OF SERVERS, STORAGE, INFRASTRUCTURE AND APPLICABLE SOFTWARE	A GABIER	ALTRON TMT (PTY) LTD	SATISFACTORY
T2025/127	RT15-2021 FOR THE SUPPLY AND DELIVERY OF MOBILE COMMUNICATION SERVICES TO THE STATE FOR THE PERIOD 1 APRIL 2021 TO 31 MARCH 2026.	A GABIER	TELKOM SA (PTY) LTD	SATISFACTORY
Q2025/043	RENEWAL OF ESRI MAINTENANCE AGREEMENT FOR 12 MONTHS	A GABIER	ESRI SOUTH AFRICA (PTY) LTD	SATISFACTORY, ONCE OFF LICENSE FEE
Q2025/053	WEBSITE MAINTENANCE AND SUPPORT ON A MONTH-TO-MONTH BASIS	A GABIER	HASHTOPIC (PTY) LTD	SATISFACTORY
Q2025/057	ADOBE CREATIVE CLOUD RENEWAL	A GABIER	KPG AGENCIES CC T/A KPG MEDIA	SATISFACTORY
Q2025/046A	SUPPLY AND DELIVERY OF DIGITAL DISPLAY SCREENS	A GABIER	DOIPOINT (PTY) LTD	NOT UTILISED THIS QUARTER
Q2025/046B	SUPPLY AND DELIVERY OF DIGITAL DISPLAY SCREENS	A GABIER	INNOVO NETWORKS (PTY) LTD	NOT UTILISED THIS QUARTER
Q2025/046C	SUPPLY AND DELIVERY OF DIGITAL DISPLAY SCREENS	A GABIER	VERTUEDA SYSTEMS (PTY) LTD	NOT UTILISED THIS QUARTER
Q2024/116	DUE DILIGENCE FOR IMPLEMENTING A MSCOA ALIGNED ENTERPRISE RESOURCE PLANNING MANAGEMENT SYSTEM	A GABIER	AKHILE MANAGEMENT AND CONSULTING	CONTRACT ENDED
Q2025/052	APPOINTMENT OF A SERVICE PROVIDER FOR THE PROVISION OF 12 MONTH LICENSE FOR SAGE VIP PREMIER PAYROLL AND HUMAN RESOURCES	A GABIER	SNOWFLAKE TECHNOLOGIES (PTY) LTD	SATISFACTORY
T2025/065	IMPLEMENTATION AND MANAGEMENT OF A HOLISTIC EMPLOYEE WELLNESS PROGRAM TO THE CAPE WINELANDS DISTRICT MUNICIPALITY FOR THE PERIOD ENDING 30 JUNE 2028	A SEPTEMBER	CENTER FOR OCCUPATIONAL AND WELLNESS SERVICES CC	NOT UTILISED THIS QUARTER
T2024/039A	THE SUPPLY, DELIVERY AND SPRAYING OF BITUMINOUS PRODUCTS FOR THE PERIOD ENDING 30 JUNE 2027	B VAN WYK	TOSAS (PTY) LTD	GOOD
T2024/039B	THE SUPPLY, DELIVERY AND SPRAYING OF BITUMINOUS PRODUCTS FOR THE PERIOD ENDING 30 JUNE 2027	B VAN WYK	TUMILE BAMBIX PROJECT (PTY) LTD	GOOD
T2025/007	SUPPLY AND DELIVERY CONCRETE PIPES AND CULVERTS FOR THE PERIOD ENDING 30 JUNE 2028	B VAN WYK	LAST SAMURAI PROPERTY HOLDINGS 2 CC	CONTRACT ENDED
T2025/009A	SUPPLY AND DELIVERY OF CRUSHED STONE, PAVEMENT & FILL RELATED MATERIAL FOR THE PERIOD ENDING 30 JUNE 2028	B VAN WYK	AFRIMAT AGGREGATES (OPERATIONS) (PTY) LTD	CONTRACT ENDED
T2025/009B	SUPPLY AND DELIVERY OF CRUSHED STONE, PAVEMENT & FILL RELATED MATERIAL FOR THE PERIOD ENDING 30 JUNE 2028	B VAN WYK	VIRTIGO RESOURCES (PTY) LTD	CONTRACT ENDED
T2025/009C	SUPPLY AND DELIVERY OF CRUSHED STONE, PAVEMENT & FILL RELATED MATERIAL FOR THE PERIOD ENDING 30 JUNE 2028	B VAN WYK	TIP TRANS LOGISTIX (PTY) LTD	CONTRACT ENDED
T2025/009D	SUPPLY AND DELIVERY OF CRUSHED STONE, PAVEMENT & FILL RELATED MATERIAL FOR THE PERIOD ENDING 30 JUNE 2028	B VAN WYK	A W V PROJECT MANAGEMENT (PTY) LTD	CONTRACT ENDED
T2025/009E	SUPPLY AND DELIVERY OF CRUSHED STONE, PAVEMENT & FILL RELATED MATERIAL FOR THE PERIOD ENDING 30 JUNE 2028	B VAN WYK	FG JACOBS TRANSPORT CC	CONTRACT ENDED

Contract Number	Contract Title	Contract Manager	Name of supplier	Comments
T2025/008A	SUPPLY AND DELIVERY OF STEEL REINFORCEMENT FOR THE PERIOD ENDING 30 JUNE 2028	B VAN WYK	CEY INVESTMENTS CC	CONTRACT ENDED
T2025/008B	SUPPLY AND DELIVERY OF STEEL REINFORCEMENT FOR THE PERIOD ENDING 30 JUNE 2028	B VAN WYK	SILVERSTONE DEW TRADING (PTY) LTD	CONTRACT ENDED
T2025/013A	SUPPLY AND DELIVERY OF NATURAL GRAVEL REQUIRED FROM TIME TO TIME FOR THE PERIOD ENDING 30 JUNE 2028	B VAN WYK	TIP TRANS LOGISTIX (PTY) LTD	CONTRACT ENDED
T2025/013B	SUPPLY AND DELIVERY OF NATURAL GRAVEL REQUIRED FROM TIME TO TIME FOR THE PERIOD ENDING 30 JUNE 2028	B VAN WYK	VIRTIGO RESOURCES (PTY) LTD	CONTRACT ENDED
T2025/030	APPOINTMENT OF A SPECIALIST TRANSPORT PLANNING SERVICE PROVIDER FOR A PERIOD NOT EXCEEDING 12-MONTHS, TO CONDUCT AN ASSESSMENT OF THE FUNCTIONALITY OF EXISTING REGISTERED MINIBUS TAXI ROUTES IN THE BREEDE VALLEY, LANGEBERG, AND WITZENBERG LOCAL MUNICIPALITIES AND SUBSEQUENT RESTRUCTURING AND RATIONALISATION OF THESE ROUTES	C NKASELA	INNOVATIVE TRANSPORT SOLUTIONS (PTY) LTD	PROJECT IS STILL ON GOING, BUSY WITH STAKEHOLDER ENGAGEMENTS.
T2024/018A	SUPPLY AND DELIVERY OF BRANDED ROAD SAFETY THEMED PROMOTIONAL ITEMS: LEARNER PEAK CAPS, REFLECTIVE VESTS AND BEANIES FOR THE PERIOD ENDING 30 JUNE 2027	C NKASELA	EMP TRADING COMPANY (PTY) LTD	NOT UTILISED, NEW ORDER WILL BE FOR THE NEXT FINANCIAL YEAR.
T2024/018B	SUPPLY AND DELIVERY OF BRANDED ROAD SAFETY THEMED PROMOTIONAL ITEMS: LEARNER PEAK CAPS, REFLECTIVE VESTS AND BEANIES FOR THE PERIOD ENDING 30 JUNE 2027	C NKASELA	MR FARMER (PTY) LTD	NOT UTILISED, NEW ORDER WILL BE FOR THE NEXT FINANCIAL YEAR.
T2024/018C	SUPPLY AND DELIVERY OF BRANDED ROAD SAFETY THEMED PROMOTIONAL ITEMS: LEARNER PEAK CAPS, REFLECTIVE VESTS AND BEANIES FOR THE PERIOD ENDING 30 JUNE 2027	C NKASELA	MARCOPOLO MZANSI SUPPLIERS	NOT UTILISED, NEW ORDER WILL BE FOR THE NEXT FINANCIAL YEAR.
Q2024/086	DEBT COLLECTION SERVICES	C ROLAND	BLIGNAUT NEERAHOO INCORPORATED	CONTRACT ENDED.
T2024/075	PROVISION AND MAINTENANCE OF CHEMICAL TOILETS IN SANDHILLS AN INFORMAL SETTLEMENT, DE DOORNS AREA FOR THE PERIOD ENDING 30 JUNE 2027	C SWART	MSHENGU TOILET HIRE CC	SATISFACTORY
T2025/103	SECURITY AND PATROL SERVICES AT THE REGIONAL LANDFILL SITE IN WORCESTER AS AND WHEN NEEDED FOR A 12-MONTH PERIOD	C SWART	WORLD FOCUS 1322 CC	SATISFACTORY
T2024/082	PROVISION OF PROFESSIONAL SERVICES FOR COMPLIANCE AND MONITORING OF REGIONAL SITE FOR A PERIOD ENDING 30 JUNE 2027	C SWART	JG AFRIKA (PTY) LTD	SATISFACTORY
T2025/104	CONSTRUCTION OF SEWER PACKAGE PLANT AT AGTER-WITZENBERG PRIMARY SCHOOL	C SWART	NYASHA EMPIRE (PTY) LTD	SATISFACTORY
T2025/079	WASTE AWARENESS PROGRAM WITHIN ALL MUNICIPALITIES OF CAPE WINELANDS DISTRICT MUNICIPALITY FOR A PERIOD OF 12 MONTHS	C SWART	AQUILA ENVIRONMENTAL (PTY) LTD	GOOD
T2025/120	OPERATIONAL AND MANAGEMENT OF THE REGIONAL WASTE DISPOSAL FACILITY ON ERF 28007, WORCESTER.	C SWART	RAALEBBORG ENVIRONMENTAL (PTY) LTD	CONTRACT NOT YET COMMENCED
T2025/080A	LABOUR INTENSIVE CLEANING AND GRASS CUTTING OF PROVINCIAL ROADS FOR WITZENBERG, STELLENBOSCH, DRAKENSTEIN, LANGEBERG AND BREEDEVALLEY MUNICIPALITIES FOR THE PERIOD ENDING 30 JUNE 2028	C SWART	DIRKSE CLEANING (PTY) LTD	NOT UTILISED THIS QUARTER
T2025/080B	LABOUR INTENSIVE CLEANING AND GRASS CUTTING OF PROVINCIAL ROADS FOR WITZENBERG, STELLENBOSCH, DRAKENSTEIN, LANGEBERG AND BREEDEVALLEY MUNICIPALITIES FOR THE PERIOD ENDING 30 JUNE 2028	C SWART	EL-CHANNUN TRADING (PTY) LTD	NOT UTILISED THIS QUARTER
T2025/080C	LABOUR INTENSIVE CLEANING AND GRASS CUTTING OF PROVINCIAL ROADS FOR WITZENBERG, STELLENBOSCH, DRAKENSTEIN, LANGEBERG AND BREEDEVALLEY MUNICIPALITIES FOR THE PERIOD ENDING 30 JUNE 2028	C SWART	KLASSEN CLEANING (PTY) LTD	NOT UTILISED THIS QUARTER
T2025/080D	LABOUR INTENSIVE CLEANING AND GRASS CUTTING OF PROVINCIAL ROADS FOR WITZENBERG, STELLENBOSCH, DRAKENSTEIN, LANGEBERG AND BREEDEVALLEY MUNICIPALITIES FOR THE PERIOD ENDING 30 JUNE 2028	C SWART	LLU CIVIL ENGINEERING PROJECTS (PTY) LTD	NOT UTILISED THIS QUARTER
T2025/080E	LABOUR INTENSIVE CLEANING AND GRASS CUTTING OF PROVINCIAL ROADS FOR WITZENBERG, STELLENBOSCH, DRAKENSTEIN, LANGEBERG AND BREEDEVALLEY MUNICIPALITIES FOR THE PERIOD ENDING 30 JUNE 2028	C SWART	VISAGIE CLEANING AND MAINTENANCE	NOT UTILISED THIS QUARTER
T2025/032	TOURISM TRAINING PROGRAMMES FOR THE PERIOD ENDING 30 JUNE 2028	E NICHOLLS	G AND D GUEST HOUSE CC	NEW CONTRACT NOT YET UTILISED

Contract Number	Contract Title	Contract Manager	Name of supplier	Comments
T2025/107A	SUPPLY AND DELIVERY OF PRINTING PAPER FOR A 12-MONTH PERIOD	F DAVIDSE	PARK AVENUE STATIONERS (CAPE) CC	EXCELLENT
T2025/107B	SUPPLY AND DELIVERY OF PRINTING PAPER FOR A 12-MONTH PERIOD	F DAVIDSE	ELI MARKETING (PTY) LTD	NOT UTILISED THIS QUARTER
T2025/060	MENTORSHIP DEVELOPMENT PROGRAMME FOR THE CAPE WINELANDS DISTRICT MUNICIPALITY'S ENTREPRENEURIAL SEED FUND AND SMALL FARMER/AGRO PROCESSING SUPPORT PROGRAMMES BENEFICIARIES) FOR THE PERIOD ENDING 30 JUNE 2028	G DANIELS	NTL INVESTMENTS (PTY) LTD	NOT YET UTILISED. THE DIVISION: SOCIO-ECONOMIC DEVELOPMENT HAD TWO MEETINGS WITH THE SERVICE PROVIDER TO DISCUSS THE ROLLOUT OF THE TENDER.
T2024/025A	GROUP LIFE INSURANCE SCHEME & TEMPORARY TOTAL INCOME DISABILITY COVER FOR THE PERIOD FROM 01 JULY 2024 – 30 JUNE 2027	G JULIE	KUNENE MAKOPO RISK SOLUTIONS (PTY) LTD	EXCELLENT
T2024/025B	GROUP LIFE INSURANCE SCHEME & TEMPORARY TOTAL INCOME DISABILITY COVER FOR THE PERIOD FROM 01 JULY 2024 – 30 JUNE 2027	G JULIE	VERSO BENEFITS ADMINISTRATOR (PTY) LTD	EXCELLENT
Q2024/124	APPOINTMENT OF A VETTING SERVICE PROVIDER TO CONDUCT VETTING SERVICES FOR A PERIOD OF 12 MONTHS	G JULIE	BUHLALU HR SOLUTIONS (PTY) LTD	FINALISING BACKLOG VETTING SERVICES
Q2025/024	APPOINTMENT OF A SERVICE PROVIDER TO PROVIDE SUPPORT, COMPLIANCE ADVICE AND REGULATORY SUBMISSIONS IN RESPECT OF THE CWDM HR & PAYROLL SYSTEM FOR A PERIOD OF 12 MONTHS	G JULIE	HR PERFORMANCE TECHNOLOGIES	EXCELLENT
Q2025/016	SUPPLY AND DELIVERY OF ADULT DIAPERS	G XAWUKA	ACCESS MEDICAL (PTY) LTD	NEW CONTRACT NOT YET UTILSED
Q2025/044A	SUPPLY AND DELIVERY OF FIRE FIGHTING MANUALS TO THE CAPE WINELANDS DISTRICT MUNICIPALITY'S (CWDM) FIRE SERVICES: TRAINING SECTION.	H LOUW	NEOTERIC TRADING SERVICES (PTY) LTD	SATISFACTORY
Q2025/044B	SUPPLY AND DELIVERY OF FIRE FIGHTING MANUALS TO THE CAPE WINELANDS DISTRICT MUNICIPALITY'S (CWDM) FIRE SERVICES: TRAINING SECTION.	H LOUW	CORPCLO 440 CC	NOT UTILISED THIS QUARTER
Q2025/081A	SUPPLY AND DELIVERY OF UNIFORMS AND PERSONAL PROTECTIVE EQUIPMENT TO THE CAPE WINELANDS DISTRICT MUNICIPALITY (CWDM) FIRE SERVICES PAPEGAAIRAND	H LOUW	PIENAAR BROTHERS (PTY) LTD	SATISFACTORY
Q2025/081B	SUPPLY AND DELIVERY OF UNIFORMS AND PERSONAL PROTECTIVE EQUIPMENT TO THE CAPE WINELANDS DISTRICT MUNICIPALITY (CWDM) FIRE SERVICES PAPEGAAIRAND	H LOUW	INVUYANI SAFETY (PTY) LTD	NOT UTILISED THIS QUARTER
Q2025/081C	SUPPLY AND DELIVERY OF UNIFORMS AND PERSONAL PROTECTIVE EQUIPMENT TO THE CAPE WINELANDS DISTRICT MUNICIPALITY (CWDM) FIRE SERVICES PAPEGAAIRAND	H LOUW	MDIBI TOURS LOGISTICS AND PROJECTS CC	SUPPLIER WITHDRAW.
T2023/089	THE MANAGEMENT AND IMPLEMENTATION OF A RRAMS (INCLUDING ROAD AND ROAD SIGN ASSESSMENTS, TRAFFIC COUNTING AND BRIDGE INSPECTIONS) WITHIN THE CDWM AREA FOR THE PERIOD ENDING 30 JUNE 2026	H MAART	ENGINEERING ADVICE AND SERVICES (PTY) LTD	GOOD
Q2024/125	FACILITATION AND DELIVERY OF LIFTING AND EARTHMOVING LEARNER PROGRAMMES FOR THE PERIOD ENDING 30 JUNE 2026	H MAART	PRO SKILLS DEVELOPMENT (PTY) LTD	EXCELLENT
T2024/036	SECURITY, PATROL AND ACCESS CONTROL SERVICES AT VARIOUS ROADS DEPOTS & CONSTRUCTION SITES OF THE CAPE WINELANDS DISTRICT MUNICIPALITY FOR THE PERIOD ENDING 30 JUNE 2027	H MAART	WORLD FOCUS 1322 CC	GOOD
T2025/005A	SUPPLY AND DELIVERY OF FENCING TIMER POLES, TIMBER GUARDRAILSPOSTS, TIMBER SPACER BLOCKS AND ROUND WOODEN POLES FOR THE PERIOD ENDING 30 JUNE 2028	H MAART	ITHABA HOLDINGS (PTY) LTD	CONTRACT ENDED
T2025/005B	SUPPLY AND DELIVERY OF FENCING TIMER POLES, TIMBER GUARDRAILSPOSTS, TIMBER SPACER BLOCKS AND ROUND WOODEN POLES FOR THE PERIOD ENDING 30 JUNE 2028	H MAART	JV AGRI SOLUTIONS (PTY) LTD	CONTRACT ENDED
T2025/138	SUPPLY AND DELIVERY OF GROUND ENGAGING TOOLS SUCH AS GRADER BLADES, PLOUGH BLOTS, NUTS AND RELATED MATERIAL FOR THE PERIOD ENDING 31 MARCH 2026	H MAART	OMNI PLANT AND EQUIPMENT (PTY) LTD	CONTRACT ENDED
T2025/015A	THE HIRING OF MECHANICAL AND CONSTRUCTION PLANT EQUIPMENT FOR THE PERIOD ENDING 30 JUNE 2028	H MAART	ATLANTIC PLANT AND TRANSPORT (PTY) LTD	CONTRACT ENDED
T2025/015B	THE HIRING OF MECHANICAL AND CONSTRUCTION PLANT EQUIPMENT FOR THE PERIOD ENDING 30 JUNE 2028	H MAART	AMILA INVESTMENTS (PTY) LTD	CONTRACT ENDED
T2025/015C	THE HIRING OF MECHANICAL AND CONSTRUCTION PLANT EQUIPMENT FOR THE PERIOD ENDING 30 JUNE 2028	H MAART	CAPE EARTHMOVERS CC	CONTRACT ENDED

Contract Number	Contract Title	Contract Manager	Name of supplier	Comments
T2025/015D	THE HIRING OF MECHANICAL AND CONSTRUCTION PLANT EQUIPMENT FOR THE PERIOD ENDING 30 JUNE 2028	H MAART	FEMGROW (PTY) LTD	CONTRACT ENDED
T2025/015E	THE HIRING OF MECHANICAL AND CONSTRUCTION PLANT EQUIPMENT FOR THE PERIOD ENDING 30 JUNE 2028	H MAART	FG JACOBS TRANSPORT CC	CONTRACT ENDED
T2025/015F	THE HIRING OF MECHANICAL AND CONSTRUCTION PLANT EQUIPMENT FOR THE PERIOD ENDING 30 JUNE 2028	H MAART	GWA AUTO ELECTRICAL (PTY) LTD	CONTRACT ENDED
T2025/015G	THE HIRING OF MECHANICAL AND CONSTRUCTION PLANT EQUIPMENT FOR THE PERIOD ENDING 30 JUNE 2028	H MAART	KUKHULU PLANT HIRE (PTY) LTD	CONTRACT ENDED
T2025/015H	THE HIRING OF MECHANICAL AND CONSTRUCTION PLANT EQUIPMENT FOR THE PERIOD ENDING 30 JUNE 2028	H MAART	LELIEBLOM GRONDVERSKUIWING PTY LTD	CONTRACT ENDED
T2025/015I	THE HIRING OF MECHANICAL AND CONSTRUCTION PLANT EQUIPMENT FOR THE PERIOD ENDING 30 JUNE 2028	H MAART	MMAZWI CIVIL AND CONSTRUCTION SERVICES CC	CONTRACT ENDED
T2025/015J	THE HIRING OF MECHANICAL AND CONSTRUCTION PLANT EQUIPMENT FOR THE PERIOD ENDING 30 JUNE 2028	H MAART	TENGA QUICKSILVA TRADING AFRIKA (PTY) LTD	CONTRACT ENDED
T2025/015K	THE HIRING OF MECHANICAL AND CONSTRUCTION PLANT EQUIPMENT FOR THE PERIOD ENDING 30 JUNE 2028	H MAART	W B TIPPER TRUCK AND PLANT HIRE (PTY) LTD	CONTRACT ENDED
Q2025/070	SUPPLY AND DELIVERY OF MOTOR GRADER BLADES TO THE CAPE WINELANDS DISTRICT MUNICIPALITY	H MAART	ANN MITT FINANCIAL SERVICES	ENDED
T2024/036	SECURITY, PATROL AND ACCESS CONTROL SERVICES AT VARIOUS ROADS DEPOTS & CONSTRUCTION SITES OF THE CAPE WINELANDS DISTRICT MUNICIPALITY FOR THE PERIOD ENDING 30 JUNE 2027	H MAART	WORLD FOCUS 1322 CC	GOOD
T2024/068	BUYING SERVICES FOR THE PROVISION OF AUDIO AND AUDIOVISUAL PRODUCTION AND MEDIA SPACE FOR BROADCAST AND DIGITAL MEDIA SERVICES FOR THE PERIOD ENDING 30 JUNE 2027	J OTTO	ZOLA SONDLO AND ASSOCIATES CC	EXCELLENT
T2025/070	BULK PRINTING, DELIVERY, INSERTION AND DISTRIBUTION OF THE DISTRICT MUNICIPALITY'S NEWSLETTER FROM THE DATE OF AWARD TO THE PERIOD ENDING 30 JUNE 2026.	J OTTO	NOVAS MEDIA (PTY) LTD	NOT UTILISED THIS QUARTER
T2023/010	FLEET MANAGEMENT SERVICES FOR THE CAPE WINELANDS DISTRICT MUNICIPALITY'S FIRE SERVICES FOR THE PERIOD ENDING 30 JUNE 2026	J THUYNSMA	RAMCOM CAPE (PTY) LTD	GOOD
T2023/046	MAINTENANCE OF RAIOD HIGH-SITES, INCLUDING MOBILE AND PORTABLE RADIOS FOR THE PERIOD ENDING 30 JUNE 2026	J THUYNSMA	PVR SERVICES AND SUPPLIES CC	GOOD
Q2025/005	NEW AND INSURANCE REPLACEMENT PORTABLE MOBILE ANDAIRBAND DIGITAL RADIOS FOR THE PERIOD A 12 MONTH PERIOD	J THUYNSMA	PVR SERVICES AND SUPPLIES CC	NOT UTILISED THIS QUARTER
Q2025/004	SUPPLY AND DELIVERY OF RATIONS PACKS FOR A 12-MONTH PERIOD	J THUYNSMA	BHIYOZELA (PTY) LTD	NOT UTILISED THIS QUARTER
Q2025/007	SERVICING OF CWDM'S EXTINGUISHERS AND FIXED FIRE INSTALLATIONS FOR A 12-MONTH PERIOD	J THUYNSMA	T AND T FIRE AND SAFETY CC	NOT UTILISED THIS QUARTER
T2025/033	GROUND CREWS FOR FIRE FIGHTING AND FIRE RELATED FUNCTIONS FOR THE PERIOD ENDING 30 JUNE 2028	J THUYNSMA	NCC ENVIRONMENTAL SERVICES (PTY) LTD	EXCELLENT
T2025/035	UPGRADE OF INCIDENT COMMAND VEHICLE	J THUYNSMA	RAMCOM CAPE (PTY) LTD	GOOD
Q2025/085A	SUPPLY AND DELIVERY OF SOLAR PANELS AND SUPPORTING EQUIPMENT FOR A 12 MONTH PERIOD	J THUYNSMA	SMART SWITCH DISTRIBUTORS (PTY) LTD	NOT UTILISED THIS QUARTER
Q2025/085B	SUPPLY AND DELIVERY OF SOLAR PANELS AND SUPPORTING EQUIPMENT FOR A 12 MONTH PERIOD	J THUYNSMA	PVR SERVICES AND SUPPLIES CC	GOOD
T2020/011	SUPPLY, DELIVERY, INSTALLATION AND COMMISSIONING OF 5 x DIGITAL COLOUR COPIER/MULTIFUNCTIONAL DEVICES	K SMIT	VELAPHANDA TRADING AND PROJECTS	COMMUNICATION IS MAINTAINED WITH THE SERVICE PROVIDER TO IMPROVE THE SERVICE.
T2023/002	RENDERING OF COMPREHENSIVE TRAVEL MANAGEMENT SERVICES FOR THE CAPE WINELANDS DISTRICT MUNICIPALITY FOR THE PERIOD ENDING 30 JUNE 2026	K SMIT	ATLANTIS CORPORATE TRAVEL (PTY) LTD	GOOD
T2023/024A	SUPPLY, DELIVERY, INSTALLATION AND COMMISSIONING OF DIGITAL COLOR COPIERS/ MULTI FUNCTIONAL DEVICES AND IMAGE SCANNERS TOGETHER WITH ALL-INCLUSIVE MAINTENANCE AGREEMENTS FOR THE PERIOD ENDING 30 JUNE	K SMIT	DR AUTOMATION SOLUTIONS (PTY) LTD	GOOD
T2023/024B	SUPPLY, DELIVERY, INSTALLATION AND COMMISSIONING OF DIGITAL COLOR COPIERS/ MULTI FUNCTIONAL DEVICES AND IMAGE SCANNERS TOGETHER WITH ALL-INCLUSIVE MAINTENANCE AGREEMENTS FOR THE PERIOD ENDING 30 JUNE	K SMIT	KONICA MINOLTA SOUTH AFRICA A DIVISION OF BIDVEST OFFICE (PTY) LTD	GOOD

Contract Number	Contract Title	Contract Manager	Name of supplier	Comments
T2024/001	PROVISION OF HYGIENE SERVICES AT VARIOUS PREMISES OF THE CAPE WINELANDS DISTRICT MUNICIPALITY FOR THE PERIOD ENDING 30 JUNE 2027	K SMIT	TSEBO SOLUTIONS GROUP (PTY) LTD	GOOD
T2024/010	PROVISION OF FLEET MANAGEMENT SERVICES FOR THE PERIOD ENDING 30 JUNE 2027	K SMIT	THE STANDARD BANK OF SOUTH AFRICA LTD	GOOD
T2024/077	ADVERTISING SERVICES FOR THE PERIOD ENDING 30 JUNE 2027	K SMIT	AYANDA MBANGA COMMUNICATIONS (PTY) LTD	GOOD
T2024/079	ENGLISH, AFRIKAANS AND XHOSA INTERPRETING SERVICES FOR THE PERIOD ENDING 30 JUNE 2027	K SMIT	CONNECTUS ICT (PTY) LTD	GOOD
T2024/080	SUPPLY, INSTALLATION, COMMISIONING AND MONITORING OF A VEHICLE TRACKING SYSTEM FOR THE CAPE WINELANDS DISTRICT MUNICIPALITY FOR THE PERIOD ENDING 30 JUNE 2027	K SMIT	REALM TRACK CC	GOOD
T2025/023	ALL-INCLUSIVE MAINTENANCE AGREEMENTS FOR VARIOUS DIGITAL COPIERS / MULTI FUNCTIONAL DEVICES FOR THE PERIOD ENDING 30 JUNE 2028	K SMIT	KONICA MINOLTA SA A DIVISION OF BIDVEST OFFICE	GOOD
T2025/001	SECURITY, PATROL AND ACCESS CONTROL SERVICES AT VARIOUS FACILITIES OF THE CAPE WINELANDS DISTRICT MUNICIPALITY FOR THE PERIOD ENDING 30 JUNE 2026	K SMIT	WORLD FOCUS 1322 CC	GOOD
T2024/002A	PROVISION OF PEST DISINFESTATION AND RODENT CONTROL SERVICES AT VARIOUS OFFICE BUILDINGS AND FACILITIES OF THE CAPE WINELANDS DISTRICT MUNICIPALITY FOR THE PERIOD ENDING 30 JUNE 2027	K SMIT	DYNAMIC INTEGRATED SOLUTIONS (PTY) LTD	GOOD
T2024/002B	PROVISION OF PEST DISINFESTATION AND RODENT CONTROL SERVICES AT VARIOUS OFFICE BUILDINGS AND FACILITIES OF THE CAPE WINELANDS DISTRICT MUNICIPALITY FOR THE PERIOD ENDING 30 JUNE 2027	K SMIT	XCELL ENVIRONMENTAL SERVICES CC	GOOD
T2024/061	SUPPLY, INSTALLATION, MAINTENANCE AND LIVE MONITORING OF ALARMS AND CCTV CAMERAS WITH OPERATIONAL CONTROL ROOM AND ARMED RESPONSE, AS WELL AS THE PROVISION OF RELIEF SECURITY OFFICERS, AS AND WHEN REQUIRED, FOR THE PERIOD ENDING 30 JUNE 2027	K SMIT	GAP MANAGEMENT (PTY) LTD	CONTRACT WILL COMMENCE IN MARCH 2026
Q2025/001	CLEANING SERVICES AT THE STELLENBOSCH OFFICE BUILDING AT 29 DU TOIT STREET, STELLENBOSCH ON A MONTH-MONTH BASIS FOR THE PERIOD ENDING 30 JUNE 2026	K SMIT	SM FAMILY GROUP (Pty) Ltd	GOOD
T2025/022	ENGLISH, AFRIKAANS AND XHOSA TRANSLATION AND EDITING SERVICES FOR THE PERIOD ENDING 30 JUNE 2028	K SMIT	BAJA LCST CONSULTANT AND PROJECT (PTY) LTD	GOOD
T2025/002A	PROVISION OF GARDENING SERVICES, CLEANING OF GROUNDS, SURROUNDS AND INSIDE OPEN-AIR AND/OR COMMUNAL AREAS, WASHING OF VEHICLES AND WASHING OF WINDOWS AND PARKING AREAS AT VARIOUS OFFICE BUILDINGS AND FACILITIES OF THE CAPE WINELANDS DISTRICT MUNICIPALITY FOR THE PERIOD ENDING 30 JUNE 2028	K SMIT	SUNRISE MULTI FRANCHISE (PTY) LTD	GOOD
T2025/002B	PROVISION OF GARDENING SERVICES, CLEANING OF GROUNDS, SURROUNDS AND INSIDE OPEN-AIR AND/OR COMMUNAL AREAS, WASHING OF VEHICLES AND WASHING OF WINDOWS AND PARKING AREAS AT VARIOUS OFFICE BUILDINGS AND FACILITIES OF THE CAPE WINELANDS DISTRICT MUNICIPALITY FOR THE PERIOD ENDING 30 JUNE 2028	K SMIT	SHELDON ENVIRO ENTERPRISE (PTY) LTD	GOOD
T2025/002C	PROVISION OF GARDENING SERVICES, CLEANING OF GROUNDS, SURROUNDS AND INSIDE OPEN-AIR AND/OR COMMUNAL AREAS, WASHING OF VEHICLES AND WASHING OF WINDOWS AND PARKING AREAS AT VARIOUS OFFICE BUILDINGS AND FACILITIES OF THE CAPE WINELANDS DISTRICT MUNICIPALITY FOR THE PERIOD ENDING 30 JUNE 2028	K SMIT	EL-CHANNUN TRADING (PTY) LTD	GOOD
T2025/002D	PROVISION OF GARDENING SERVICES, CLEANING OF GROUNDS, SURROUNDS AND INSIDE OPEN-AIR AND/OR COMMUNAL AREAS, WASHING OF VEHICLES AND WASHING OF WINDOWS AND PARKING AREAS AT VARIOUS OFFICE BUILDINGS AND FACILITIES OF THE CAPE WINELANDS DISTRICT MUNICIPALITY FOR THE PERIOD ENDING 30 JUNE 2028	K SMIT	LLU CIVIL ENGINEERING PROJECTS (PTY) LTD	GOOD
T2025/002E	PROVISION OF GARDENING SERVICES, CLEANING OF GROUNDS, SURROUNDS AND INSIDE OPEN-AIR AND/OR COMMUNAL AREAS, WASHING OF VEHICLES AND WASHING OF WINDOWS AND PARKING AREAS AT VARIOUS OFFICE BUILDINGS AND FACILITIES OF THE CAPE WINELANDS DISTRICT MUNICIPALITY FOR THE PERIOD ENDING 30 JUNE 2028	K SMIT	BLUE LINE COUNTRY WORKS (PTY) LTD	GOOD

Contract Number	Contract Title	Contract Manager	Name of supplier	Comments
T2025/002F	PROVISION OF GARDENING SERVICES, CLEANING OF GROUNDS, SURROUNDS AND INSIDE OPEN-AIR AND/OR COMMUNAL AREAS, WASHING OF VEHICLES AND WASHING OF WINDOWS AND PARKING AREAS AT VARIOUS OFFICE BUILDINGS AND FACILITIES OF THE CAPE WINELANDS DISTRICT MUNICIPALITY FOR THE PERIOD ENDING 30 JUNE 2028	K SMIT	TU CASA SOLUTIONS (PTY) LTD	GOOD
Q2024/114A	SUPPLY AND DELIVERY OF CROCKERY AND CUTLERY FOR A PERIOD NOT EXCEEDING 12 MONTHS	K SMIT	NEOTERIC TRADING SERVICES (PTY) LTD	NOT UTILISED THIS QUARTER
Q2024/114B	SUPPLY AND DELIVERY OF CROCKERY AND CUTLERY FOR A PERIOD NOT EXCEEDING 12 MONTHS	K SMIT	OFFICE FOR YOU (PTY) LTD	NOT UTILISED THIS QUARTER
Q2024/114C	SUPPLY AND DELIVERY OF CROCKERY AND CUTLERY FOR A PERIOD NOT EXCEEDING 12 MONTHS	K SMIT	PARKERSON THOMAS TECHNOLOGIES CC	NOT UTILISED THIS QUARTER
T2025/020	T 2025/020: PROVISION OF GENERAL WORKERS TO ASSIST WITH THE REGULAR CLEANING OF FACILITIES OF THE CAPE WINELANDS DISTRICT MUNICIPALITY ON AN AD HOC BASIS FOR THE PERIOD ENDING 30 JUNE 2028.	K SMIT	SAKHI INTEGRATED SOLUTIONS (PTY) LTD	GOOD
Q2025/082	APPOINTMENT OD A LEGAL PRACTITIONER, FORM OR LEGAL EXPERT TO RENDER SPECIALISED LEGAL AND ADVISORY SERVICES TO THE CAPE WINELANDS DISTRICT MUNICIPLAITY WITH SPECIFIC REFERENCE TO EVICTIONS/INTERDICTS IN TERMS OF PIE AND ESTA	K SMIT	KEMP EN GENOTE INC. T/A KEMP AND ASSOCIATES	GOOD
T2025/113A	SUPPLY, DELIVERY, INSTALLATION AND COMMISSIONING OF DIGITAL COLOUR COPIERS / MULTI FUNCTIONAL DEVICES AND IMAGE SCANNERS TOGETHER WITH ALL-INCLUSIVE MAINTENANCE AGREEMENTS FOR THE PERIOD ENDING 30 JUNE	K SMIT	KONICA MINOLTA SA A DIV. OF BIDVEST OFFICE	NOT UTILISED THIS QUARTER
T2025/113B	SUPPLY, DELIVERY, INSTALLATION AND COMMISSIONING OF DIGITAL COLOUR COPIERS / MULTI FUNCTIONAL DEVICES AND IMAGE SCANNERS TOGETHER WITH ALL-INCLUSIVE MAINTENANCE AGREEMENTS FOR THE PERIOD ENDING 30 JUNE	K SMIT	ITEC TIYENDE (PTY) LTD	NOT UTILISED THIS QUARTER
T2025/114A	SUPPLY AND DELIVERY OF HATCHBACK AND MULTI-PURPOSE MOTOR VEHICLES	K SMIT	ANN MITT SERVICES (PTY) LTD	NEW CONTRACT NOT YET UTILISED
T2025/114B	SUPPLY AND DELIVERY OF HATCHBACK AND MULTI-PURPOSE MOTOR VEHICLES	K SMIT	SKY METRO EQUIPEMNT (PTY) LTD	NEW CONTRACT NOT YET UTILISED
T2025/049A	SUPPLY AND DELIVERY OF FURNITURE AND APPLIANCES FOR THE PERIOD ENDING 30 JUNE 2026	K SMIT	CAPE SEATING MANUFACTURERS CC	NEW CONTRACT NOT YET UTILISED
T2025/049B	SUPPLY AND DELIVERY OF FURNITURE AND APPLIANCES FOR THE PERIOD ENDING 30 JUNE 2026	K SMIT	LEADERS MEUBILEERDERS BOLAND BK	NEW CONTRACT NOT YET UTILISED
T2025/049C	SUPPLY AND DELIVERY OF FURNITURE AND APPLIANCES FOR THE PERIOD ENDING 30 JUNE 2026	K SMIT	PARKERSON THOMAS TECHNOLOGIES CC T/A OFFICE TECH	NEW CONTRACT NOT YET UTILISED
T2025/049D	SUPPLY AND DELIVERY OF FURNITURE AND APPLIANCES FOR THE PERIOD ENDING 30 JUNE 2026	K SMIT	SIBANYE OFFICE SOLUTIONS CC	NEW CONTRACT NOT YET UTILISED
T2025/049E	SUPPLY AND DELIVERY OF FURNITURE AND APPLIANCES FOR THE PERIOD ENDING 30 JUNE 2026	K SMIT	ASSET GROUP (PTY) LTD	NEW CONTRACT NOT YET UTILISED
T2025/049F	SUPPLY AND DELIVERY OF FURNITURE AND APPLIANCES FOR THE PERIOD ENDING 30 JUNE 2026	K SMIT	SESHONGA TRADING ENTERPRISE CC	NEW CONTRACT NOT YET UTILISED
T2025/049G	SUPPLY AND DELIVERY OF FURNITURE AND APPLIANCES FOR THE PERIOD ENDING 30 JUNE 2026	K SMIT	VICFHATU GENERAL TRADING CC	NEW CONTRACT NOT YET UTILISED
T2023/102	RAISING OF AN EXTERNAL LOAN FOR THE FUNDING OF A REGIONAL LANDFILL SITE	M LESCH	NEDBANK LTD	EXCELLEINT
T2025/131A	SALE OF ASSETS REDUNDANT VEHICLES	M LESCH	AKF AUCTIONEERING AND ASSET MANAGEMENT,	NEW CONTRACT NOT YET UTILISED
T2025/131B	SALE OF ASSETS REDUNDANT VEHICLES	M LESCH	BLACKBIRD TRADING 352 CC,	NEW CONTRACT NOT YET UTILISED
T2025/131C	SALE OF ASSETS REDUNDANT VEHICLES	M LESCH	LEADERS MEUBILEERDERS BOLAND BK	NEW CONTRACT NOT YET UTILISED
T2025/131D	SALE OF ASSETS REDUNDANT VEHICLES	M LESCH	SHABBA MAN TRADING CC	NEW CONTRACT NOT YET UTILISED
T2025/106	APPOINTMENT OF A SUITABLE QUALIFIED SERVICE PROVIDER TO DEVELOP A COMPREHENSIVE LONG TERM FINANCIAL PLAN FOR THE CAPE WINELANDS DISTRICT MUNICIPALITY	M LESCH	INCA PORTFOLIO MANAGERS (PTY)LTD	NEW CONTRACT NOT YET UTILISED
T2025/046A	SUPPLY AND DELIVERY OF NEW COMMERCIAL FITNESS EQUIPMENT	P DU PLESSIS	AVHASHAVHI TRADING ENTERPRISE (PTY) LTD	CONTRACT ENDED. GOODS DELIVERED AS PER SPECIFICATIONS
T2025/046B	SUPPLY AND DELIVERY OF NEW COMMERCIAL FITNESS EQUIPMENT	P DU PLESSIS	PLATINUM SUPPLIERS (PTY) LTD	CONTRACT ENDED. GOODS DELIVERED AS PER SPECIFICATIONS
T2025/046C	SUPPLY AND DELIVERY OF NEW COMMERCIAL FITNESS EQUIPMENT	P DU PLESSIS	AAA CONSUMABLES WESTERNCAPE (PTY) LTD	CONTRACT ENDED. GOODS DELIVERED AS PER SPECIFICATIONS

Contract Number	Contract Title	Contract Manager	Name of supplier	Comments
Q2025/049	SUPPLY AND DELIVERY OF FOOD PARCELS FOR THE PERIOD OF 12 MONTHS	N AROSI	QONDANI MANXELE HOLDINGS (PTY) LTD	NOT UTILISED THIS QUARTER
T2024/020	SUPPLY AND DELIVERY OF THICK WINTER BLANKETS FOR THE PERIOD ENDING 30 JUNE 2026	N AROSI	AHLESA HOME (PTY) LTD	NOT UTILISED THIS QUARTER
Q2025/003A	SUPPLY AND DELIVERY OF WARM MEALS FOR DISASTER MANAGEMENT INCIDENTS FOR A 12 MONTH PERIOD	N AROSI	QONDANI MANXELE HOLDINGS (PTY) LTD	NOT UTILISED THIS QUARTER
Q2025/003B	SUPPLY AND DELIVERY OF WARM MEALS FOR DISASTER MANAGEMENT INCIDENTS FOR A 12 MONTH PERIOD	N AROSI	IMIZI TRADINGS CC	NOT UTILISED THIS QUARTER
T2024/032A	SUPPLY AND DELIVERY OF NEW BREATHING APPARATUS EQUIPMENT TO THE CAPE WINELANDS DISTRICT MUNICIPALITY FIRE SERVICES FOR THE PERIOD ENDING 30 JUNE 2027	P DU PLESSIS	KTP PROCUREMENT AND LOGISTICS CC	GOODS DELIVERED AS PER SPECIFICATIONS
T2024/032B	SUPPLY AND DELIVERY OF NEW BREATHING APPARATUS EQUIPMENT TO THE CAPE WINELANDS DISTRICT MUNICIPALITY FIRE SERVICES FOR THE PERIOD ENDING 30 JUNE 2027	P DU PLESSIS	UHAMBO SAFETY WEAR AND EQUIPMENT (PTY) LTD	NOT UTILISED THIS QUARTER
T2025/047	DESIGN, SUPPLY, AND DELIVERY OF A NEW LIGHT SINGLE CAB 4X4 FIRE FIGHTING VEHICLE(S)	P DU PLESSIS	F E S MANUFACTURING (PTY) LTD	ORDER ISSUED, SERVICE PROVIDER BUSY WITH THE BUILDING OF THE FIRE FIGHTING VEHICLE.
T2025/050	DESIGN, SUPPLY, AND DELIVERY OF A NEW MAJOR SINGLE CAB 4X4 FIRE FIGHTING VEHICLE(S)	P DU PLESSIS	F E S MANUFACTURING (PTY) LTD	ROLL-OVER APPLICATION REQUEST WILL BE MADE AS DELIVERY WILL DELIVERY AFTER THE FINANCIAL YEAR, SERVICE PROVIDER WAITING FOR CHESSIS TO ARRIVE IN SOUTH AFRICA.
T2025/048A	SUPPLY AND DELIVERY OF HAZARDOUS MATERIALS (HAZMART) EQUIPEMENT	P DU PLESSIS	FES MANUFACTURING (PTY) LTD	CONTRACT ENDED. GOODS DELIVERED AS PER SPECIFICATIONS.
T2025/048B	SUPPLY AND DELIVERY OF HAZARDOUS MATERIALS (HAZMART) EQUIPEMENT	P DU PLESSIS	VANGUARD FIRE AND SAFTEY INLAND (PTY) LTD	AWAITING DELIVERY OF EQUIPMENT
T2025/048C	SUPPLY AND DELIVERY OF HAZARDOUS MATERIALS (HAZMART) EQUIPEMENT	P DU PLESSIS	MDIBI TOURS LOGISTICS AND PROJECTS CC	AWAITING DELIVERY OF EQUIPMENT
T2025/129	SUPPLY AND DELIVERY OF TWO NEW DOUBLE CAB 4X4 VEHICLE(S)	P DU PLESSIS	NMI DURBAN SOUTH MOTORS (PTY) LTD	NEW CONTRACT NOT YET UTILISED
T2025/130	SUPPLY AND DELIVERY OF ONE (1) NEW SEVEN-SEATER 4X4 VEHICLE	P DU PLESSIS	NMI DURBAN SOUTH MOTORS (PTY) LTD	NEW CONTRACT NOT YET UTILISED
T2023/019A	CHEMICAL ANALYSES OF WATER SAMPLES FOR THE PERIOD ENDING 30 JUNE 2026	P ROGERS	AL ABBOT AND ASSOCIATES (PTY) LTD	EXCELLENT
T2023/019B	CHEMICAL ANALYSES OF WATER SAMPLES FOR THE PERIOD ENDING 30 JUNE 2026	P ROGERS	AQUATICO SCIENTIFIC (PTY) LTD	SATISFACTORY
T2023/019C	CHEMICAL ANALYSES OF WATER SAMPLES FOR THE PERIOD ENDING 30 JUNE 2026	P ROGERS	INTEGRAL LABORATORIES SA (PTY) LTD	SATISFACTORY
T2023/028	HEALTH AND HYGIENE EDUCATIONAL SESSIONS ON FARMS AND AT RURAL SCHOOLS FOR THE PERIOD ENDING 30 JUNE 2026	P ROGERS	EZOLIMO TRAINING & SUPPLY (PTY) LTD	SATISFACTORY
T2023/042	BURIAL OR CREMATION OF PAUPER BODIES FOR THE PERIOD ENDING 30 JUNE 2026	P ROGERS	AVBOB FUNERAL SERVICES LIMITED	EXCELLENT
T2023/020	FOOD AND WATER MICROBIOLOGICAL SAMPLE ANALYSES FOR THE PERIOD ENDING 30 JUNE 2026	P ROGERS	SWIFT SILLIKER (PTY) LTD T/A MERIEUX	EXCELLENT
T2025/051A	LABOUR INTENSIVE CLEARING OF INVASIVE ALIEN PLANTS WITHIN THE AREA OF DRAKENSTEIN MUNICIPALITY FOR THE PERIOD ENDING 30 JUNE 2026	Q BALIE	SHALDON ENVIRO ENTERPRISE (PTY) LTD	NOT UTILISED THIS QUARTER
T2025/051B	LABOUR INTENSIVE CLEARING OF INVASIVE ALIEN PLANTS WITHIN THE AREA OF DRAKENSTEIN MUNICIPALITY FOR THE PERIOD ENDING 30 JUNE 2026	Q BALIE	ALUMANYE (PTY) LTD	NOT UTILISED THIS QUARTER
T2025/051C	LABOUR INTENSIVE CLEARING OF INVASIVE ALIEN PLANTS WITHIN THE AREA OF DRAKENSTEIN MUNICIPALITY FOR THE PERIOD ENDING 30 JUNE 2026	Q BALIE	DIRKSE CLEANING (PTY) LTD	CONTRACT ENDED
T2025/052A	LABOUR INTENSIVE CLEARING OF INVASIVE ALIEN PLANTS WITHIN THE AREA OF BREEDE VALLEY AND WITZENBERG MUNICIPALITIES FOR THE PERIOD ENDING 30 JUNE 2027	Q BALIE	SHELDON ENVIRO ENTERPRISE (PTY) LTD	NOT UTILISED THIS QUARTER
T2025/052B	LABOUR INTENSIVE CLEARING OF INVASIVE ALIEN PLANTS WITHIN THE AREA OF BREEDE VALLEY AND WITZENBERG MUNICIPALITIES FOR THE PERIOD ENDING 30 JUNE 2027	Q BALIE	JAH GUIDE DAVIDS AGRICULTURE (PTY) LTD	NOT UTILISED THIS QUARTER
T2025/052C	LABOUR INTENSIVE CLEARING OF INVASIVE ALIEN PLANTS WITHIN THE AREA OF BREEDE VALLEY AND WITZENBERG MUNICIPALITIES FOR THE PERIOD ENDING 30 JUNE 2027	Q BALIE	ALUMANYE (PTY) LTD	NOT UTILISED THIS QUARTER

Contract Number	Contract Title	Contract Manager	Name of supplier	Comments
T2025/052D	LABOUR INTENSIVE CLEARING OF INVASIVE ALIEN PLANTS WITHIN THE AREA OF BREEDE VALLEY AND WITZENBERG MUNICIPALITIES FOR THE PERIOD ENDING 30 JUNE 2027	Q BALIE	EL-CHANNUN TRADING (PTY) LTD	GOOD
T2025/054A	LABOUR INTENSIVE CLEARING OF INVASIVE ALIEN PLANTS WITHIN THE AREA OF LANGEBERG MUNICIPALITY FOR THE PERIOD ENDING 30 JUNE 2027	Q BALIE	SHELDON ENVIRO ENTERPRISE (PTY) LTD	SATISFACTORY
T2025/054B	LABOUR INTENSIVE CLEARING OF INVASIVE ALIEN PLANTS WITHIN THE AREA OF LANGEBERG MUNICIPALITY FOR THE PERIOD ENDING 30 JUNE 2027	Q BALIE	EL-CHANNUN TRADING (PTY) LTD	GOOD
T2025/054C	LABOUR INTENSIVE CLEARING OF INVASIVE ALIEN PLANTS WITHIN THE AREA OF LANGEBERG MUNICIPALITY FOR THE PERIOD ENDING 30 JUNE 2027	Q BALIE	FIONA H LOURENS	GOOD
T2025/054D	LABOUR INTENSIVE CLEARING OF INVASIVE ALIEN PLANTS WITHIN THE AREA OF LANGEBERG MUNICIPALITY FOR THE PERIOD ENDING 30 JUNE 2027	Q BALIE	ALUMANYE (PTY) LTD	SATISFACTORY
T2024/024A	PROVISION AND FACILITATION OF INTERNAL LEARNING PROGRAMMES FOR CAPE WINELANDS DISTRICT MUNICIPALITY (CWDM) EMPLOYEES, FOR THE PERIOD ENDING 30 JUNE 2027	R HOLLENBACH	ACS TRAINING (PTY) LTD	TRAINING INTERVENTION NOT ROLLED OUT DUE TO THE TRANSFER PROCESS OF THE DIVISION: ROADS TO THE PROVINCIAL GOVERNMENT.
T2024/024B	PROVISION AND FACILITATION OF INTERNAL LEARNING PROGRAMMES FOR CAPE WINELANDS DISTRICT MUNICIPALITY (CWDM) EMPLOYEES, FOR THE PERIOD ENDING 30 JUNE 2027	R HOLLENBACH	AFRI TRAINING INSTITUTE (PTY) LTD	TRAINING INTERVENTION NOT ROLLED OUT DUE TO THE TRANSFER PROCESS OF THE DIVISION: ROADS TO THE PROVINCIAL GOVERNMENT.
T2024/024C	PROVISION AND FACILITATION OF INTERNAL LEARNING PROGRAMMES FOR CAPE WINELANDS DISTRICT MUNICIPALITY (CWDM) EMPLOYEES, FOR THE PERIOD ENDING 30 JUNE 2027	R HOLLENBACH	AFRICAN ONLINE SCIENTIFIC INFORMATION SYSTEM (PTY) LTD	TRAINING INTERVENTION IS PROGRESSING WELL. CURRENTLY THE ENVIRONMENTAL HEALTH PRACTITIONERS AND FIRE OFFICIALS ARE ATTENDING MONTHLY ONLINE COURSES
T2024/024D	PROVISION AND FACILITATION OF INTERNAL LEARNING PROGRAMMES FOR CAPE WINELANDS DISTRICT MUNICIPALITY (CWDM) EMPLOYEES, FOR THE PERIOD ENDING 30 JUNE 2027	R HOLLENBACH	BANTUBANYE INVESTMENTS CC	TRAINING INTERVENTION IS PROGRESSING WELL. PROGRAMME ARE CONDUCTED ONCE A WEEK ONCE MONTH ACCORDING TO THE RESPECTIVE UNIT STANDARDS PER PARTICIPANT.
T2024/024E	PROVISION AND FACILITATION OF INTERNAL LEARNING PROGRAMMES FOR CAPE WINELANDS DISTRICT MUNICIPALITY (CWDM) EMPLOYEES, FOR THE PERIOD ENDING 30 JUNE 2027	R HOLLENBACH	EZOLIMO TRAINING & SUPPLY (PTY) LTD	TRAINING INTERVENTION NOT BEEN USED FOR MARCH 2026 DUE TO ALL HEALTH AND SAFETY OFFICIALS COMPLY.
T2024/024F	PROVISION AND FACILITATION OF INTERNAL LEARNING PROGRAMMES FOR CAPE WINELANDS DISTRICT MUNICIPALITY (CWDM) EMPLOYEES, FOR THE PERIOD ENDING 30 JUNE 2027	R HOLLENBACH	WILHELM RABE	TRAINING IS STILL IN PROGRESS AND IS PROGRESSING WELL. DRIVER'S LICENSE PROGRAMME COMMENCED FROM 17TH NOVEMBER 2025 FOR THE DIVISION: ROADS AND IS CONDUCTED IN TWO-FOLD THAT INCLUDES BOTH THE DRIVERS LICENCE LESSONS & LEARNER LICENSE.
T2022/017	PROVISION OF BANKING SERVICES FOR THE PERIOD 01 JULY 2022 TO 30 JUNE 2027	R VAN ROOYEN	NEDBANK LIMITED	GOOD
T2025/055	SHORT-TERM INSURANCE BROKERS FOR A 12-MONTH PERIOD	R VAN ROOYEN	SILVER LAKE TRADING (PTY) LTD ta OPULENTIA FINANCIAL SERVICES	GOOD
Q2025/023	ACTUARIAL VALUATIONS OF THE EMPLOYEE BENEFITS IN TERMS OF THE GENERALLY RECOGNISED ACCOUNTING PRACTICE (GRAP 25) FOR THE SPECIFIED PERIODS	R VAN ROOYEN	ZAQEN ACTUARIES (PTY) LTD	NOT UTILISED THIS QUARTER
T2023/026	PROVISION OF AD HOC LABOUR DURING DISASTER MANAGEMENT INCIDENTS OR OPERATIONAL ACTIVITIES FOR THE PERIOD ENDING 30 JUNE 2026	S MINNIES	SILVER SOLUTIONS 3108 CC	EXCELLENT
T2023/076A	SUPPLY AND DELIVERY OF CORPORATE AND PROTECTIVE CLOTHING FOR DISASTER MANAGEMENT PERSONNEL FOR THE PERIOD ENDING 30 JUNE 2026	S MINNIES	BLACKBIRD TRADING 480 CC	NOT UTILISED THIS QUARTER
T2023/076B	SUPPLY AND DELIVERY OF CORPORATE AND PROTECTIVE CLOTHING FOR DISASTER MANAGEMENT PERSONNEL FOR THE PERIOD ENDING 30 JUNE 2026	S MINNIES	BLACKMASH (PTY) LTD	NOT UTILISED THIS QUARTER
T2023/076C	SUPPLY AND DELIVERY OF CORPORATE AND PROTECTIVE CLOTHING FOR DISASTER MANAGEMENT PERSONNEL FOR THE PERIOD ENDING 30 JUNE 2026	S MINNIES	GABRIEL AND MICHAEL MARKETING	NOT UTILISED THIS QUARTER
Q2024/131	SUPPLY AND DELIVERY OF THREE PETROL POWERED WATER PUMPS	S MINNIES	RAMCOM CAPE (PTY) LTD	NOT UTILISED THIS QUARTER
T2023/032	SUPPLY AND DELIVERY OF EMERGENCY INFORMAL HOUSING KITS FOR THE PERIOD ENDING 30 JUNE 2026	S MINNIES	MEMOTEK CC	NOT UTILISED THIS QUARTER
T2024/087	SUPPLY AND DELIVERY OF A NEW 5000 LITRE WATER TRUCK	S MINNIES	SUPER GROUP TRADING ORBIT COMMERCIAL VEHICLES	NOT UTILISED THIS QUARTER

Contract Number	Contract Title	Contract Manager	Name of supplier	Comments
Q2024/135	APPOINTMENT OF A SERVICE PROVIDER TO CONDUCT COMMUNITY SAFTEY PUBLIC PARTICIPATION WORKSHOPS	S MINNIES	ULTIMATE PROCUREMENT SOLUTIONS CC	WORKSHOPS WILL COMMENCE APRIL 2026
Q2025/069	HIRING OF FLUSH MOBILE AND PORTABLE TOILETS, FLUSH VIP AND DISABLED PORTABLE TOILETS FOR A PERIOD OF 12 MONTHS	S MINNIES	BIDVEST SERVICES (PTY) LTD	EXCELLENT
Q2025/065	SUPPLY AND DELIVERY OF TWO-WAY RADIOS FOR THE PERIOD ENDING 30 JUNE 2026	S MINNIES	PVR SERVICES AND SUPPLIES CC	CONTRACT ENDED
T2025/134	SUPPLY AND DELIVERY OF TWO DISABLED MOBILE TOILETS	S MINNIES	ABSOLUTE ABLUTIONS (STELLENBOSCH) (PTY) LTD	AWAITING DELIVERY
Q2024/039	SUPPLY AND DELIVERY OF SHIPPING CONTAINER FOR STORAGE AT CWDM WORCESTER FIRE DEPARTMENT	S PHILLIPS	TEMMOS PROJECTS	CONTRACT ENDED
T2023/037	REPAIR AND MAINTENANCE OF AIR CONDITIONERS WITHIN THE CAPE WINELANDS DISTRICT MUNICIPAL AREA FOR THE PERIOD ENDING 30 JUNE 2026	S PHILLIPS	VRIES AIRCONDITIONING AND REFRIGERATION (PTY) LTD	GOOD
T2023/038	REPAIR & MAINTENANCE OF PLUMBING INSTALLATIONS AND ACCESSORIES WITHIN THE CAPE WINELANDS DISTRICT MUNICIPAL AREA FOR THE PERIOD ENDING 30 JUNE 2026	S PHILLIPS	SCHIBA TRADING CC T/A MEYER ELECTRICAL AND CONSTRUCTION	GOOD
T2023/039	REPAIR & MAINTENANCE OF ELECTRICAL INSTALLATIONS AND EQUIPMENT WITHIN THE CAPE WINELANDS DISTRICT MUNICIPAL AREA FOR THE PERIOD ENDING 30 JUNE 2026	S PHILLIPS	SCHIBA TRADING CC T/A MEYER ELECTRICAL AND CONSTRUCTION	GOOD
T2025/112	THE CONSTRUCTION OF A TUNNEL TRAINING SIMULATOR AT THE CWDM FIRE STATION IN STELLENBOSCH	S PHILLIPS	NYASHA EMPIRE (PTY) LTD	SATISFACTORY
T2025/031	APPOINTMENT OF A PROFESSIONAL ARCHITECTURAL SERVICES TO ASSIST THE CWDM WITH THE EXECUTION OF CAPTIAL PROJECTS FOR THE PERIOD ENDING 30 JUNE 2028	S PHILLIPS	CHECKERFLAG PROJECTS (PTY) LTD	GOOD
T2025/037	CONTRACTOR TO PROVIDE ROOFING SERVICES TO CAPE WINELANDS DISTRICT MUNICIPALITY BUILDINGS FOR THE PERIOD ENDING 30 JUNE 2028	S PHILLIPS	MAGBU TENDERS (PTY) LTD	GOOD
T2025/036A	CONTRACTOR TO PROVIDE TILING SERVICES TO CAPE WINELANDS DISTRICT MUNICIPALITY BUILDINGS FOR THE PERIOD ENDING 30 JUNE 2028	S PHILLIPS	EMPIRE AFRIKA GROUP (PTY) LTD	GOOD
T2025/036B	CONTRACTOR TO PROVIDE TILING SERVICES TO CAPE WINELANDS DISTRICT MUNICIPALITY BUILDINGS FOR THE PERIOD ENDING 30 JUNE 2028	S PHILLIPS	PRYME LINK GROUP (PTY) LTD	GOOD
T2025/037	CONTRACTOR TO PROVIDE ROOFING SERVICES TO CAPE WINELANDS DISTRICT MUNICIPALITY BUILDINGS FOR THE PERIOD ENDING 30 JUNE 2028	S PHILLIPS	MAGBU TRADERS (PTY) LTD	GOOD
T2025/038	CONTRACTOR TO PROVIDE PAINTING SRVICES TO CAPE WINELANDS DISTRICT MUNICIPALITY BUILDINGS FOR THE PERIOD ENDING 30 JUNE 2028	S PHILLIPS	MAGBU TRADERS (PTY) LTD	GOOD
T2025/043A	CONTRACTOR TO PROVIDE CARPENTRY SRVICES TO CAPE WINELANDS DISTRICT MUNICIPALITY BUILDINGS FOR THE PERIOD ENDING 30 JUNE 2028	S PHILLIPS	MOERAT JOINERY CC	NEW CONTRACT NOT YET UTILISED
T2025/043B	CONTRACTOR TO PROVIDE CARPENTRY SRVICES TO CAPE WINELANDS DISTRICT MUNICIPALITY BUILDINGS FOR THE PERIOD ENDING 30 JUNE 2028	S PHILLIPS	PREMIER ATTRACTION 988 CC T/A PREMIER CONSTRUCTION	NEW CONTRACT NOT YET UTILISED
T2025/071	THE ALL-INCLUSIVE SERVICING, REPAIRING AND MAINTENANCE OF PASSENGER LIFTS AND STAIRLIFTS FOR THE PERIOD ENDING 30 JUNE 2028	S PHILLIPS	OTIS (PTY) LTD	NEW CONTRACT NOT YET UTILISED
T2025/110	REMOVAL OF EXISTING THATCH AND RE-THATCH OF ROOF IN ROBERTSON	S PHILLIPS	PANCARE PROPERTY SERVICES CC	NEW CONTRACT NOT YET UTILISED
T2025/091	SUPPLY AND DELIVERY OF TWO SUPER CAB/EXTENDED CAB 4X2 PICKUP VEHICLES	S PHILLIPS	ANN MITT SERVICES (PTY) LTD	NEW CONTRACT NOT YET UTILISED
Q2025/015	CATERING AND DÉCOR FOR CAPE WINELANDS GRADE 12 TOP ACHIEVERS AWARDS EVENT	T NAKU	PIETERSEN AND BURNS INVESTMENTS (PTY) LTD T/A KINGS CATERING	CONTRACT ENDED
Q2025/017	PROVISION OF CATERING AND DÉCOR FOR CAPE WINELANDS SPORTS COUNCIL AWARDS	T NAKU	PIETERSEN AND BURNS INVESTMENTS (PTY) LTD T/A KINGS CATERING	CONTRACT ENDED
T2024/009	DEVELOP AND IMPLEMENT AN INTERACTIVE MUSICAL THEATRE SHOW TO BE PRESENTED THROUGHOUT THE CAPE WINELANDS DISTRICT AREA FOR THE PERIOD ENDING 30 JUNE 2027	T DAVIDS	KLEIN LIBERTAS TEATER NPC	GOOD
T2023/007	AERIAL FIRE FIGHTING SUPPORT SERVICES IN THE CAPE WINELANDS DISTRICT FOR THE PERIOD ENDING MAY 2026	W JOSIAS	LEADING EDGE AVIATION CC	EXCELLENT

Contract Number	Contract Title	Contract Manager	Name of supplier	Comments
T2024/037	VARIOUS FLEET MANAGEMENT SERVICES FOR THE SUPPLY AND DELIVERY OF SPARE PARTS OR REPLACEMENT OF COMPONENTS OF MOTOR VEHICLES, EARTHMOVING AND ROAD CONSTRUCTION PLANT AND RELATED SERVICES FOR THE PERIOD ENDING 30 JUNE 2027 FOR THE DIVISION ROADS	Y LEVENDAL	BOEBIES BODY WORKS CC	SATISFACTORY
T2024/034	MEDICAL CERTIFICATES OF FITNESS FOR AFFECTED ROAD MAINTENANCE, ROAD CONSTRUCTION AND WORKSHOP EMPLOYEES AT THE CAPE WINELANDS DISTRICT MUNICIPALITY FOR THE PERIOD ENDING TO 30 JUNE 2027	Y LEVENDAL	MEDI-INDUSTRIAL TRADING (PTY) LTD	CONTRACT ENDED
T2025/011A	SUPPLY AND DELIVERY OF GABION UNITS AND MATTRESSES FOR THE PERIOD ENDING 30 JUNE 2028	Y LEVENDAL	BANDAKHANYA (PTY) LTD	CONTRACT ENDED
T2025/011B	SUPPLY AND DELIVERY OF GABION UNITS AND MATTRESSES FOR THE PERIOD ENDING 30 JUNE 2028	Y LEVENDAL	W B TIPPER TRUCK AND PLANT HIRE (PTY) LTD	CONTRACT ENDED
T2025/014	SUPPLY AND DELIVERY OF GROUND ENGAING TOOLS SUCH AS GRADER BLADES, PLOUGH BLOLTS, NUTS AND RELATED MATERIAL FOR THE PERIOD ENDING 30 JUNE 2028	Y LEVENDAL	OMNI PLANT & EQUIPMENT (PTY) LTD	CONTRACT ENDED
T2025/012	SUPPLY AND DELIVER OF CEMENT FOR THE PERIOD ENDING 30 JUNE 2028	Y LEVENDAL	SEKOTHOBS (PTY) LTD	CONTRACT ENDED
T2025/017A	SUPPLY AND DELIVERY OF OILS AND LUBRICANTS FOR THE PERIOD ENDING 30 JUNE 2028	Y LEVENDAL	ALL UBUNTU (PTY) LTD	CONTRACT ENDED
T2025/017B	SUPPLY AND DELIVERY OF OILS AND LUBRICANTS FOR THE PERIOD ENDING 30 JUNE 2028	Y LEVENDAL	ELEA LOGISTICS (PTY) LTD	CONTRACT ENDED
T2025/017C	SUPPLY AND DELIVERY OF OILS AND LUBRICANTS FOR THE PERIOD ENDING 30 JUNE 2028	Y LEVENDAL	PISTON POWER CHEMICALS (PTY) LTD	CONTRACT ENDED
T2025/017D	SUPPLY AND DELIVERY OF OILS AND LUBRICANTS FOR THE PERIOD ENDING 30 JUNE 2028	Y LEVENDAL	RL AUTO PARTS (PTY) LTD	CONTRACT ENDED
T2025/017E	SUPPLY AND DELIVERY OF OILS AND LUBRICANTS FOR THE PERIOD ENDING 30 JUNE 2028	Y LEVENDAL	W O A FUELS AND OILS CC	CONTRACT ENDED
T2025/017F	SUPPLY AND DELIVERY OF OILS AND LUBRICANTS FOR THE PERIOD ENDING 30 JUNE 2028	Y LEVENDAL	WALBOWA ELECTRICAL AND MACHENICAL ENGINEERING (PTY) LTD	CONTRACT ENDED
T2025/018	TRAFFIC CONTROL ON RURAL PROVINCIAL ROADS FOR THE PERIOD ENDING 30 JUNE 2028	Y LEVENDAL	ROM828 VENTURES (PTY) LTD	CONTRACT ENDED
T2025/019	SUPPLY AND DELIVERY OF READY-MIX CONCRETE FOR THE PERIOD ENDING 30 JUNE 2028	Y LEVENDAL	MATHENDE (PTY) LTD	CONTRACT ENDED
T2025/024A	TRAFFIC CONTROL ON RURAL PROVINCIAL ROADS FOR THE PERIOD ENDING 30 JUNE 2028	Y LEVENDAL	ROM828 VENTURES (PTY) LTD	CONTRACT ENDED
T2025/024B	TRAFFIC CONTROL ON RURAL PROVINCIAL ROADS FOR THE PERIOD ENDING 30 JUNE 2028	Y LEVENDAL	SOUTHERN AMBITION 1281	CONTRACT ENDED
T2025/024C	TRAFFIC CONTROL ON RURAL PROVINCIAL ROADS FOR THE PERIOD ENDING 30 JUNE 2028	Y LEVENDAL	THUMA MINA ROAD SIGNS (PTY) LTD	CONTRACT ENDED
T2025/004A	SUPPLY AND DELIVERY OF NEW TYRES AND TUBES TO WORCESTER AND STELLENBOSCH FOR THE PERIOD ENDING 30 JUNE 2028	Y LEVENDAL	GOODHOPE TYRES BELLVILLE (PTY) LTD	CONTRACT ENDED
T2025/004B	SUPPLY AND DELIVERY OF NEW TYRES AND TUBES TO WORCESTER AND STELLENBOSCH FOR THE PERIOD ENDING 30 JUNE 2028	Y LEVENDAL	LEIGHS TYRE SERVICES (PTY) LTD	CONTRACT ENDED
T2025/004C	SUPPLY AND DELIVERY OF NEW TYRES AND TUBES TO WORCESTER AND STELLENBOSCH FOR THE PERIOD ENDING 30 JUNE 2028	Y LEVENDAL	MALAS (PTY) LTD	CONTRACT ENDED
T2025/004D	SUPPLY AND DELIVERY OF NEW TYRES AND TUBES TO WORCESTER AND STELLENBOSCH FOR THE PERIOD ENDING 30 JUNE 2028	Y LEVENDAL	NJILO CONSULTING AND LOGISTICS (PTY) LTD	CONTRACT ENDED
T2025/004E	SUPPLY AND DELIVERY OF NEW TYRES AND TUBES TO WORCESTER AND STELLENBOSCH FOR THE PERIOD ENDING 30 JUNE 2028	Y LEVENDAL	SIKHUMBULANATHI TRADING (PTY) LTD	CONTRACT ENDED
T2025/004F	SUPPLY AND DELIVERY OF NEW TYRES AND TUBES TO WORCESTER AND STELLENBOSCH FOR THE PERIOD ENDING 30 JUNE 2028	Y LEVENDAL	UNITREAD (PTY) LTD	CONTRACT ENDED
Q2025/011	SALE AND REMOVAL OF WASTE OIL AT FIVE (5) WORKSHOPS WITHIN CWDM AREA FOR THE PERIOD ENDING 31 MARCH 2026	Y LEVENDAL	FFS REFINERS (PTY) LTD	CONTRACT ENDED

Contract Number	Contract Title	Contract Manager	Name of supplier	Comments
Q2024/123B	SUPPLY AND DELIVERY OF PORTABLE ELECTRIC BRUSHLESS POWER TOOLS FOR THE MECHANICAL WORKSHOPS OF THE CAPE WINELANDS DISTRICT MUNICIPALITY	Y LEVENDAL	MMP TECHNOLOGY (PTY) LTD	GOOD
Q2024/123C	SUPPLY AND DELIVERY OF PORTABLE ELECTRIC BRUSHLESS POWER TOOLS FOR THE MECHANICAL WORKSHOPS OF THE CAPE WINELANDS DISTRICT MUNICIPALITY	Y LEVENDAL	ZWANDA ZWASHU ASANTE (PTY) LTD	GOOD
Q2024/123A	SUPPLY AND DELIVERY OF PORTABLE ELECTRIC BRUSHLESS POWER TOOLS FOR THE MECHANICAL WORKSHOPS OF THE CAPE WINELANDS DISTRICT MUNICIPALITY	Y LEVENDAL	HEICO PROJECT MANAGEMENT 1 (PTY) LTD	NOT UTILISED

MSCOA REPORT FOR THE PERIOD ENDING 31 MARCH 2026 (SEC 52 (d))

mSCOA REPORT FOR THE PERIOD ENDING

31 March 2026 (Sec 52 (d))

CAPE WINELANDS DISTRICT

MUNICIPALITY • MUNISIPALITEIT • UMASIPALA

PURPOSE OF SUBMISSION
That Council take cognisance of the Cape Winelands District Municipality's (CWDM) progress with regard to the implementation of the municipal Standard Chart of Accounts (mSCOA).

COMMENT
The Cape Winelands District Municipality (CWDM) implemented mSCOA on 1 July 2017 as required in terms of the relevant legislation. Currently the municipality is transacting on the mSCOA chart version 6.9.

1. Budget schedules

Populating the budget schedules directly from the financial system still remains a challenge due to the fact that some of the schedules must be populated manually. The reliance on the system vendor to resolve formula errors further delays and complicates the process.

The correct population of the cash flow sheet remains a major challenge as the mapping of National Treasury do not agree to the system-generated cash flows and this impacts the credibility of the data.

The budget schedules must be tabled and approved by council with the budget approval. The manual population of these schedules also poses the risk of human error. The constant changes to National Treasury's mapping further impacts this matter.

2. Data strings submission

The percentage success rate of the Municipalities data string submission is 100%.

3. Expenditure reports

Solvem has developed a reasonable number of management reports.

4. Payroll

The payroll expenditure is currently not reflected on the expenditure reports extracted from the Classic platform. Since July 2019 the monthly payroll expenditure has been successfully imported into the web-based system and reports can be extracted which includes all expenditure categories.

5. Additional comments

The annual updates to the mSCOA chart in December remain a significant source of frustration. These changes often necessitate corresponding program modifications, which are both time-consuming and resource-intensive. As a result, the timeframes for completing budget-related processes have been negatively impacted since the implementation of mSCOA.

Prior to mSCOA, the CWDM was able to complete all schedules and budgets by the end of January, allowing ample time for thorough quality checks before submission to the Budget Steering Committee and Council. This ensured a more streamlined and efficient budgeting process.

Currently, the roll-over of closing balances to the new financial year is an automated process, which facilitates the complete submission of data strings.

However, this process is heavily reliant on the system vendor, which introduces a dependency that can delay progress.

Several challenges are currently being experienced:

- **Cash Flow Data in Data Strings**: The vendor is assisting in identifying and implementing a solution to address issues with the cash flow information. however, the resolution is limited by the capabilities of the current system.
- **Monthly Retained Earnings Allocation**: The process remains a issue that required intervention from the vendor to resolve the issue in the third quarter.
- **Minimum Business Process and System Specifications:** National Treasury is in the process of developing an updated mSCOA regulation, building on the principles outlined in MFMA Circular 80. The objective is to standardize local government financial management through comprehensive process manuals that promote seamless system integration and uniform business processes across municipalities.

  These enhancements aim to improve data integrity, streamline reporting, and ensure compliance with national standards. However, the implementation of these changes—once approved—will require significant time and resources, potentially impacting current operational timeframes and planning cycles.

COST CONTAINMENT MEASURES - 2025/2026

COST CONTAINMENT REPORT

FOR THE PERIOD ENDING

31 March 2026 (Sec 52 (d))

CAPE WINELANDS DISTRICT

MUNICIPALITY • MUNISIPALITEIT • UMASIPALA

PURPOSE OF SUBMISSION

That Council take cognisance of the Cape Winelands District Municipality's (CWDM) progress with regard to the implementation of the municipal cost containment regulations.

COMMENT

The Cape Winelands District Municipality (CWDM) implemented the Municipal Cost Containment Regulation on 1 July 2019 as required in terms of the relevant legislation.

Measures	Cost Containment In-Year Report					
	Budget	Q1 Actual	Q2 Actual	Q3 Actual	Q4 Acutal	Savings
	R'000	R'000	R'000	R'000	R'000	R'000
Use of consultants	18,665	860	3,561	1,801	–	12,443
Travel and subsistence	3,063	261	555	235	–	2,013
Domestic accommodation	836	25	213	185	–	412
Sponsorships, events and catering	3,088	365	571	353	–	1,799
Communication	3,901	69	1,964	1,412	–	457
Total	**29,552**	**1,579**	**6,864**	**3,985**	**–**	**17,125**

SERVICE DELIVERY & BUDGET IMPLEMENTATION PLAN

Quarter 3 of 2025/2026 *(01 January – 31 March 2026)*



TOP LAYER SERVICE DELIVERY & BUDGET IMPLEMENTATION PLAN

FINANCIAL YEAR 2025/2026

MUNICIPAL FINANCE MANAGEMENT ACT, 2003 (Act 56 of 2003)

The Top Layer Service Delivery & Budget Implementation Plan (SDBIP), indicating how the budget and the strategic objectives of Council will be implemented, is herewith submitted in terms of Section 53(1)(c)(ii) of the Municipal Finance Management Act, 2003 (MFMA, MFMA Circular 13 and the Budget and Reporting Regulations for the necessary approval).

Print Name: HF Prins

Municipal Manager of the Cape Winelands District Municipality

Signature: .....

Date: 05 May 2026

APPROVAL

The Top Layer Service Delivery & Budget Implementation Plan (SDBIP) is herewith approved in terms of Section 53 (1)(c)(ii) of the Municipal Finance Management Act, 2003.

Print Name: DR. HELENA VON SCHLICHT

Executive Mayor of the Cape Winelands District Municipality

Signature: .....

Date: 5 MAY 2026

Table of Contents

1. GLOSSARY 3
2. INTRODUCTION 4
3. RISK MANAGEMENT 5
4. MONTHLY PROJECTIONS OF REVENUE TO BE COLLECTED PER STRATEGIC OBJECTIVE 6
5. MONTHLY PROJECTIONS OF OPERATING EXPENDITURE TO BE INCURRED PER STRATEGIC OBJECTIVE 7
6. EXPENDITURE AND DELIVERY (PROJECTS) 8
7. CAPITAL BUDGET (THREE YEARS) 8
8. IDP/BUDGET/PERFORMANCE MANAGEMENT LINK 9
9. CWDM STRATEGIC OBJECTIVES 10
   - 9.1 NATIONAL KPA's 11
10. QUARTERLY PROJECTIONS OF SERVICE DELIVERY TARGETS AND PERFORMANCE INDICATORS (ORGANISATIONAL KPI'S) 12
11. CONCLUSION 17
12. ANNEXURE A: CIRCULAR 88 17

1. GLOSSARY

AQM	Air Quality Management	**MOA**	Memorandum of Agreement
CWDM	Cape Winelands District Municipality	**MFMA**	Municipal Finance Management Act, Act No. 58 of 2003
DMC	Disaster Management Centre	**MSA**	Municipal Structures Act, Act No. 117 of 1998
DITP	District Integrated Transport Plan	**MHS**	Municipal Health Services
ECD	Early Childhood Development	**MM**	Municipal Manager
EPWP	Expanded Public Works Programme	**MSA**	Municipal Systems Act, Act No. 32 of 2000
KPA	Key Performance Area	**PGWC**	Provincial Government of the Western Cape
KPI	Key Performance Indicator	**RBAP**	Risk-Based Audit Plan
ICT	Information and Communications Technology	**SAMRAS**	South African Municipal Resource System
IDP	Integrated Developmental Plan	**SCM**	Supply Chain Management
IGR	Inter-Governmental Relations	**SDBIP**	Service Delivery and Budget Implementation Plan
IWMP	Integrated Waste Management Plan	**SDF**	Spatial Development Framework
LED	Local Economic Development	**SM**	Senior Manager
LGSETA	Local Government Sector Education Training Authority	**SMME**	Small, Medium and Micro-sized Enterprises
LTA	Local Tourism Association	**SO**	Strategic Objective
MAYCO	Mayoral Committee	**WSP**	Workplace Skills Plan

2. INTRODUCTION

The SDBIP seeks to promote municipal accountability and transparency and is an important instrument for service delivery and budgetary monitoring and evaluation. The SDBIP is a partnership contract between the Administration, Council and the Community, which expresses the goals and objectives as set by Council as quantifiable outcomes that can be implemented by the Administration over the next financial year. *This is illustrated in Diagram 1 below.*

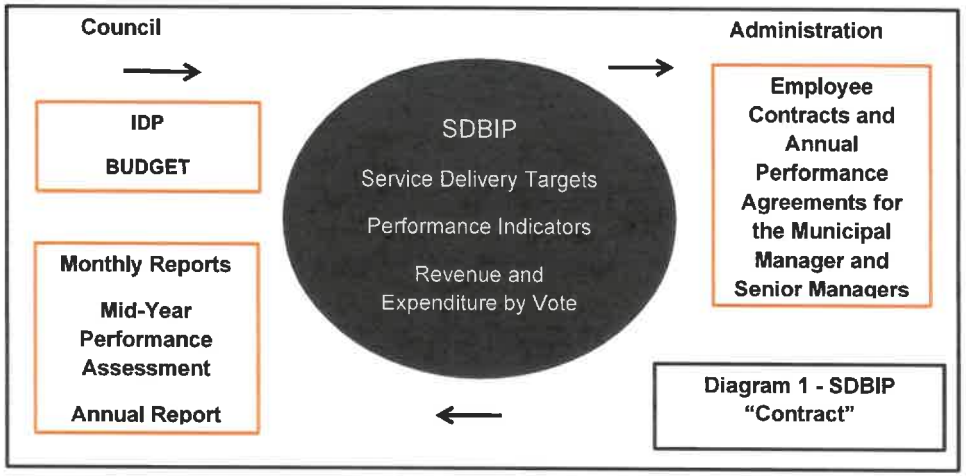

Diagram 1 - SDBIP "Contract"

Section 1 of the MFMA defines the SDBIP as: A detailed plan approved by the mayor of a municipality in terms of section 53(1)(c)(ii) for implementing the municipality's delivery of services and the execution of its annual budget and which must include (as part of the top-layer) the following:

(a) Projections for each month of -
- Revenue to be collected, by source; and
- Operational and capital expenditure, by vote.

(b) Service delivery targets and performance indicators for each quarter.

In terms of National Treasury's Circular No.13 the SDBIP must provide a picture of service delivery areas, budget allocations, and enable monitoring and evaluation. It specifically requires the SDBIP to include;

- Monthly projections of revenue to be collected for each source;
- Monthly projections of expenditure (operating and capital) and revenue for each vote;
- Quarterly projections of service delivery targets and performance indicators for each vote;
- Information for expenditure and delivery; and
- Detailed capital works plan.

In terms of Sections 69(3)(a) and (b) of the MFMA, the accounting officer of a municipality must submit to the mayor within 14 days after the approval of an annual budget, a draft SDBIP for the budget year and drafts of the annual performance agreements as required in terms of section 57(1)(b) of the MSA for the MM and all SMs. Furthermore, according to Section 53(1)(c)(ii) and (iii) of the MFMA, the executive mayor is expected to approve the SDBIP within 28 days after the approval of the budget.

The budget implementation section of the SDBIP is categorised in terms of votes as prescribed by the MFMA. In CWDM votes indicate a budget allocation for the core administration as per the relevant SO.

3. RISK MANAGEMENT

The CWDM is committed to effective risk management in order to achieve our vision, service delivery against our core business and strategic key objectives so as to ensure appropriate outcomes are realised. In the course of conducting our day-to-day business operations, we are exposed to a variety of risks. These risks include operational, as well as other risks that are material and require comprehensive controls to be established and on-going oversight to be conducted.

To ensure business success, the CWDM has adopted an enterprise-wide integrated positive approach to the management of risks. By embedding the risk management process into key business processes, such as planning, operations, and new projects - management will be better equipped to identify events affecting our objectives and to manage risks in ways that are consistent with the approved risk appetite. The CWDM will not only look at the risk of things going wrong, but also the impact of not taking opportunities and/or not capitalizing on municipal strengths. By adopting this positive approach and taking into consideration the IDP, it will enable the CWDM to adequately fulfil its performance expectations.

The Council recognizes the wide range of risks to which the CWDM is exposed. At the CWDM, we are committed to the effective management of risk in order to achieve our goals and objectives, as well as converting risk into opportunities that create value for our stakeholders. It is therefore a priority to adopt a process of integrated risk management that will assist the CWDM in meeting its key goals, most specifically:

- To align the risk-taking behaviour to better achieve the goals and related objectives;
- To protect the reputation and brand name CWDM possesses world-wide;
- To promote a risk awareness ethic in all Departments/Directorates and improve risk transparency to stakeholders;
- To maximise (create, protect and enhance) stakeholder value and net worth, by managing risk(s) that may impact on the development and success indicators; and
- To identify risk improvement opportunities that will maximise business opportunities and sustainable delivery of services and programmes.

The table below shows the six (6) SOs (what we want to achieve) and related strategic risks (what could prevent us from reaching our desired outcomes):

STRATEGIC OBJECTIVES	TOP STRATEGIC RISKS
1. Provide sustainable strategic financial management and support services; 2. Foster good governance processes as prescribed by legislation and best practice; 3. Provide sustainable infrastructure services and transport planning services that enable social and economic opportunities; 4. Monitor and promote a clean, healthy and safe living environment whilst provide emergency response services for all residents throughout the district; 5. Establish a skilled workforce and performance orientated administration to promote the growth and development of the organisation; 6. Facilitate partnerships that cultivate economic growth and development throughout the district.	• Extreme weather • Misinformation and disinformation • Societal and political polarization • Cost of living crisis • Cyberattacks • Compromised financial sustainability of the municipality • Involuntary migration • Changes in legislation and regulations • Shortage of skilled workforce • Deteriorating employee wellness

These SOs will form the basis of the CWDM's sustainable long-term strategy in its five-year IDP for 2022/23 – 2026/27. Risk(s) manifest as negative impacts on goals and objectives, or as missed opportunities to enhance institutional performance. Stakeholders expect municipalities to anticipate and manage risks in order to eliminate waste and inefficiency, reduce shocks and crises, and to continuously improve capacity for delivering on their institutionalised mandates. Risk is therefore an event, potential or real, that could have an impact on the institution achieving its objectives. It is also apparent that risk is measured in terms of the **Impact** that it would have on the achievement of objectives and the **likelihood** of the risk materialising.

4. MONTHLY PROJECTIONS OF REVENUE TO BE COLLECTED PER STRATEGIC OBJECTIVE

Description	Q2	Feb Adj Budget 2025/2026	Budget 2026/2027	Roll over Adj Budget 2025/2026	Feb Adj Budget 2025/2026	March Adj Budget 2025/2026	July	August	Sept	Target Q1	Actual Q1	October	Nov	Dec	Target Q2	Actual Q2	January	Feb	March	Target Q3	Actual Q3	April	May	June
GRANTS AND SUBSIDIES																							
EQUITABLE SHARE	2	-3 174 000	-3 120 000	-3 120 000	-3 120 000	-3 120 000	-	-	-	-	-	-	-	-	-	-	-	-	-3 120 000	-3 120 000	-3 120 000	-	-
EXPANDED PUBLIC WORKS PROGRAMME	3	-1 245 000	-1 476 000	-1 479 000	-1 479 000	-1 479 000	-	-661 900	214 600	-447 300	-447 300	-234 725	-153 975	-	-388 700	-388 700	-164 000	-	-295 000	-389 000	-164 000	-125 800	-118 200	-
LOC.GOV.FINAN.MANAGEM. GRANT	1	-1 000 000	-1 000 000	-1 000 000	-1 000 000	-1 000 000	-	-	-181 611	-181 611	-181 611	-11 737	-19 200	-54 269	-85 206	-85 206	-30 824	-265 170	-45 000	-340 994	-235 085	-55 000	-100 000	-237 469
INT TRANSFER RSC REVENUE REPLACEMENT	1	-260 486 000	-270 761 000	-270 761 000	-270 761 000	-270 761 000	-114 117 000	-	-	-114 117 000	-114 117 000	-	-	-91 294 000	-91 294 000	-91 294 000	-	-	-65 350 000	-65 350 000	-65 350 000	-	-	-
RURAL ROADS ASSET MAN SYST(DORA)	3	-3 018 000	-3 153 000	-3 153 000	-3 153 000	-3 153 000	-	-214 402	-196 653	-411 055	-411 055	-388 857	-13 138	-13 137	-414 312	-414 312	-364 873	-414 500	-500 000	-1 279 373	-550 909	-500 000	-500 000	-146 269
CMIM INTEGRATED TRANSPORT PLAN (DORA)	3	-589 000	-982 000	-982 000	-982 000	-982 000	-	-	-	-	-	-	-	-	-	-	-411 886	-182 000	-250 000	-843 886	-747 946	-136 114	-	-
NON MOTORISED TRANSPORT INFRASTRUCTURE	3	-3 500 000	-	-	-	-	-	-	-	-	-	-	-	-	-	-	-	-	-	-	-	-	-	-
FIRE SERVICE CAPACITY BUILDING GRANT	4	-500 000	-500 000	-500 000	-500 000	-500 000	-	-	-	-	-	-	-	-	-	-	-	-	-	-	-	-	-500 000	-
SETA - REFUNDS	2	-334 800	-334 800	-334 800	-334 800	-334 800	-	-	-	-	-	-	-	-	-	-	-	-	-	-	-400 464	-	-	-334 800
COMMUNITY DEVELOPMENT WORKERS (GRANT)	4	-77 598	-76 000	-76 000	-88 404	-88 404	-	-	-	-	-	-5 060	-	-	-5 060	-5 060	-23 065	-24 904	-22 500	-70 469	-29 602	-8 420	-4 426	-
SAFETY PLAN IMPLEMENTATION - (MOSA)	4	-1 000 000	-1 000 000	-1 000 000	-1 069 926	-1 069 928	-	-	-	-	-	-	-	-162 048	-162 048	-162 048	-402 006	-227 928	-78 425	-708 361	-465 384	-100 000	-	-69 519
WC MUNICIPAL INTERVENTIONS GRANT	4	-190 000	-	-	-	-	-	-	-	-	-	-	-	-	-	-	-	-	-	-	-	-	-	-
MUNICIPAL WATER AND RESILIENCE GRANT	4	-1 800 000	-	-	-1 800 000	-1 800 000	-	-	-	-	-	-	-	-	-	-	-	-	-	-	-	-1 800 000	-	-
MUNICIPAL SERVICE DELIVERY AND CAPACITY BUILDING GRANT	4	-290 000	-	-	-290 000	-300 000	-	-	-	-	-	-	-	-	-	-	-8 333	-44 832	-71 132	-144 297	-37 800	-14 633	-14 633	-126 437
PUBLIC CONTRIBUTIONS AND DONATIONS	3	-100 000	-	-	-	-	-	-	-	-	-	-	-	-	-	-	-	-	-	-	-	-	-	-
OTHER INCOME																								
SUBS DOW HIRING OF TOILETS	3	-800 000	-858 000	-858 000	-858 000	-858 000	-	-	-87 365	-87 365	-87 365	-	-43 683	-43 682	-87 365	-87 365	-87 365	-43 683	-43 683	-174 731	-131 048	-43 683	-43 683	-213 575
SERVICE CHAGERS																								
FIRE FIGHTING	4	-120 000	-120 000	-120 000	-120 000	-120 000	-	-	-	-	-	-	-13 551	-	-13 551	-13 551	-39 999	-25 000	-25 000	-89 999	-74 012	-14 450	-	-
EXTERNAL INTEREST																								
INTEREST EARNED	2	-85 000 000	-81 000 000	-85 000 000	-85 000 000	-85 000 000	-7 361 612	-7 678 173	-7 185 842	-22 225 627	-22 225 627	-7 321 529	-8 817 913	-7 203 170	-21 342 612	-21 342 612	-8 207 024	-6 885 748	-6 785 748	-21 878 520	-20 886 506	-6 468 616	-6 468 616	-6 616 007
MISCELLANEOUS INCOME				-																				
SALE: WASTE PAPER	1	-	-500	-856	-800	-800	-	-	-	-	-	-	-	-	-	-	-	-	-	-	-	-	-	-800
SALE: TENDER DOCUMENTS	1	-50 000	-50 000	-50 000	-22 350	-22 350	-	-	-	-	-	-	-	-	-	-	-	-	-	-	-	-	-	-22 350
TRANSACTION HANDLING FEE	1	-50 000	-50 000	-50 000	-50 000	-50 000	-7 684	-7 162	-7 400	-21 846	-21 845	-7 274	-7 354	-7 443	-22 071	-22 071	-1 947	-1 947	-1 947	-3 141	-23 433	-1 947	-1 947	-1 948
ELECTRICITY INCOME	3	-4 000	-4 000	-4 000	-4 000	-4 000	-	-	-	-	-	-	-	-	-	-	-	-	-	-	-	-	-	-4 000
SALE: SCRAP MATERIAL	3	-98 100	-73 575	-73 575	-73 575	-73 575	-	-	-	-	-	3 416	-	-	-3 416	-3 416	-	-15 159	-55 000	-70 159	-	-	-	-
RECYCLING OF WASTE	3	-50 000	-37 500	-37 500	-37 000	-37 000	-	-	-	-	-	-	-	-	-	-	-	-	-37 000	-37 000	-	-	-	-
LICENCE PERMITS & HEALTH CERTIFICATES	4	-500 000	-500 000	-500 000	-500 000	-500 000	-8 821	-74 933	-74 858	-158 613	-158 612	-85 797	-51 407	-89 744	-176 948	-176 948	-15 684	-49 252	-40 064	-105 000	-138 973	-65 147	-66 130	-16 162
INSURANCE REFUND	2	-340 000	-340 000	-340 000	-340 000	-340 000	-	-	-	-	-	-	-	-	-	-	-1 607	-	-	-1 607	-5 477	-	-	-336 393
MERCHANDISING, JOBBINGS & CONTRACTS	3	-	-100 000	-100 000	-	-	-	-	-	-	-	-	-	-	-	-	-	-	-	-	-	-	-	-
MANAGEMENT FEES	2	-13 015 348	-8 243 245	-8 243 245	-8 243 217	-8 243 217	-915 913	-	-1 831 826	-2 747 739	-2 747 739	-915 913	-915 913	-915 913	-2 747 739	-2 747 739	-915 913	-915 913	-915 913	-2 747 739	-2 747 739	-	-	-
MANAGEMENT FEES	3	-156 900	-	-	-157 950	-157 950	-	-26 275	-13 138	-39 413	-39 413	-13 138	-13 138	-1 313 750	-1 340 026	-1 340 025	1 287 475	-13 138	-13 138	1 261 199	1 261 200	-13 138	-13 138	-13 134
DISPOSAL FACILITIES	3	-	-16 875 045	-16 875 045	-	-	-	-	-	-	-	-	-	-	-	-	-	-	-	-	-	-	-	-
PLAN/PRINTING AND DUPLICATES	3	-400	-400	-400	-400	-400	-	-	-	-	-	-	-	-	-	-	-	-	-	-	-100	-	-	-400
ATMOSPHERIC EMISSIONS	4	-53 000	-53 000	-53 000	-23 000	-23 000	-	-	-	-	-	-	-	-	-	-	-	-	-	-	-	-	-	-23 000
ENCROACHMENT FEES	3	-1 900	-1 425	-1 425	-1 925	-1 925	-	-	-	-	-	-	-	-1 850	-1 850	-1 850	-	-75	-	-75	-	-	-	-
CANS	2	-355 000	-355 000	-355 000	-355 000	-355 000	-	-	-	-	-	-	-	-	-	-	-	-	-	-	-	-	-	-355 000
AGENCY																								
ROADS AGENCY	3	-113 650 000	-88 477 500	-88 477 500	-88 477 500	-88 477 500	-	-	-11 181 867	-11 181 867	-11 181 867	-7 769 603	-8 569 683	-12 306 795	-28 896 081	-28 896 081	-8 257 709	-20 170 921	-20 170 921	-48 599 552	-27 193 901	-	-	-
ROADS CAPITAL	3	-992 000	-3 821 000	-3 821 000	-35 000	-35 000	-	-	-	-	-	-	-	-	-	-	-	-	-35 000	-35 000	-	-	-	-
RENTAL FEES				-																				
RENTAL FEES - GENERAL	3	-240 000	-240 000	-240 000	-18 171	-18 171	-1 514	-1 514	-	-3 028	-3 028	-3 026	-1 514	-	-4 542	-4 543	-3 026	-1 514	-1 514	-6 056	-6 057	-1 514	-1 514	-1 517
		-512 850 046	-487 498 290	-487 498 290	-488 697 720	-488 797 720	-122 412 944	-8 664 359	-20 545 961	-151 623 264	-151 623 262	-16 633 257	-16 644 469	-113 407 801	-146 685 527	-146 685 525	-18 648 599	-29 300 785	-97 796 087	-145 743 462	-121 038 338	-9 371 562	-7 820 416	-7 553 489

5. MONTHLY PROJECTIONS OF OPERATING EXPENDITURE TO BE INCURRED PER STRATEGIC OBJECTIVE

1000	EXPENDITURE OF THE COUNCIL	2	15 255 990	16 079 485	16 079 485	15 822 143	15 822 143	1 019 600	1 027 756	1 029 178	3 076 341	3 076 341	4 013 661	1 031 923	1 037 799	6 083 403	6 083 403	1 099 744	1 101 248	1 099 748	3 300 740	3 241	1 099 748	1 099 748	1 262 153
1001	OFFICE OF THE MM	2	5 657 385	5 530 702	5 530 702	5 833 450	5 833 450	224 545	224 334	224 897	673 776	673 776	235 115	1 763	284 653	2 283 162	2 283 164	232 156	237 679	240 386	710 233	1 233	236 386	233 394	1 486 047
1002	SUNDRY EXPENDITURE OF THE COUNCIL	2	38 827 923	31 814 911	31 784 861	30 466 830	30 466 830	1 655 469	199 173	4 360 258	6 214 899	6 214 899	2 409 835	2 952	2 269 247	7 651 788	7 651 787	1 777 258	1 881 542	1 931 962	5 570 762	4 516	1 861 562	1 861 962	7 306 340
1003	OFFICE OF THE MAYOR	2	4 489 116	4 702 196	4 702 196	3 970	3 980	280	310	220	811	811	325	311	297	934	934	313	314	317	946	955	313	314	840
1004	LOCAL ECONOMIC DEVELOPMENT	4	9 557 840	9 757 782	9 757 782	7 792	7 792	274	252	282	849	849	350	446	335	1 132	1 132	261	848	706	1 816	2 687	624	2 310	1 037
1005	OFFICE OF THE SPEAKER	2	1 082 020	1 583	1 583	1 374	1 374	83	83	83	250	250	83	83	83	253	253	138	138	138	409	282	138	138	188
1007	OFFICE OF THE DEPUTY MAYOR	2	992	1 049	1 048	1 054	1 054	79	79	79	239	239	79	79	85	244	244	82	82	82	246	256	82	82	160
1010	PUBLIC RELATIONS	6	5 062 704	5 120	5 120	5 263	5 263	198	218	229	644	644	272	456	356	1 086	1 086	255	533	453	1 243	1 030	275	258	1 774
1020	INTERNAL AUDIT	6	3 567 181	3 574	3 574	3 626	3 626	262	306	235	804	804	252	483	300	1 036	1 036	237	267	379	885	781	257	245	417
1030	LEGAL, RISK AND COMPLIANCE SERVICES	6		3 387	3 387	2 217	2 217	20	5	21	47	47	327	48	479	854	854	5	200	250	455	50	250	50	580
1101	COUNCILLOR SUPPORT	2	1 231 294	1 100	1 100	1 633	1 633	125	125	125	376	376	125	122	123	372	372	136	130	126	387	659	127	127	241
1102	ADMIN SUPPORT SERVICES	2	10 523 811	12 418	12 418	12 142	12 142	829	814	873	2 517	2 517	934	1 306	1 099	3 240	3 240	986	965	946	2 898	2 953	965	965	1 553
1103	TOURISM	4	10 485 805	10 995	10 886	8 229	8 229	347	395	497	1 209	1 209	882	1 025	395	2 022	2 022	438	630	1 134	2 203	1 252	1 115	804	872
1110	HUMAN RESOURCE MANAGEMENT	5	15 505 066	13 351	13 351	12 915	13 015	655	728	727	2 112	2 112	854	1 148	941	3 022	3 022	926	963	1 031	2 943	2 751	926	931	3 078
1164	PROPERTY MANAGEMENT	2	20 498	20 397	20 417	22 158	22 086	726	720	725	2 173	2 173	4 184	1 804	1 536	7 525	7 525	852	2 286	1 092	4 240	4 857	1 083	4 788	2 293
1165	BUILDINGS: MAINTENANCE	3	11 163	9 382	9 382	11 191	11 191	252	888	426	1 367	1 367	475	578	808	1 858	1 858	636	2 241	1 042	3 914	3 279	1 306	685	2 058
1166	COMMUNICATION/TELEPHONE	2	403	421	421	430	430	28	29	28	86	86	39	49	35	125	125	30	31	32	93	92	32	31	80
1201	MANAGEMENT: FINANCIAL SERVICES	1	7 035 346	7 190	7 190	6 902	6 902	480	485	584	1 535	1 535	357	864	492	1 515	1 515	506	545	553	1 605	1 554	541	498	1 297
1202	FINANCIAL MANAGEMENT GRANT	1	1 828	1 877	1 877	1 364	1 364	85	87	87	220	220	58	79	109	246	246	82	82	338	493	287	214	91	98
1205	BUDGET AND TREASURY OFFICE	1	7 810	9 922	9 922	8 968	8 968	837	883	844	1 985	1 985	839	911	653	2 204	2 204	673	673	923	2 291	2 037	673	673	1 157
1210	INFORMATION TECHNOLOGY	2	13 308	13 720	13 720	15 157	15 157	424	1 843	2 978	5 247	5 247	750	869	1 292	2 711	2 711	715	753	782	2 235	2 582	764	764	3 434
1215	TELECOMMUNICATION SERVICES	2	3 366	3 366	3 366	2 363	2 363	22		45	68	68	1 159	332		1 492	1 492	53	53	53	159	1 099	1 277	1 533	153
1235	PROCUREMENT	1	10 520	10 904	10 904	10 466	10 466	684	718	719	2 122	2 122	717	1 130	716	2 564	2 564	938	941	940	2 820	2 232	839	938	1 078
1236	EXPENDITURE	1	3 689	4 419	4 430	4 491	4 491	332	332	333	998	998	382	483	333	1 160	1 160	358	359	359	1 079	1 007	358	359	333
1301	MANAGEMENT ENGINEERING	3	3 049	1 235	1 235	1 219	1 219	85	85	85	257	257	93	148	90	332	332	86	86	110	282	282	95	86	154
1310	TRANSPORT POOL	2	4 284	4 184	4 184	4 518	4 568	1	182	183	363	363	180	274	382	836	836	251	352	225	828	1 432	546	582	827
1330	PROJECTS	3	8 135	10 788	10 788	11 328	11 328	115	371	330	817	817	378	271	1 638	2 289	2 289	1 142	377	260	-504	293	841	1 318	6 587
1332	REGIONAL LANDFILL SITE	3	2 032	19 952	19 952	7 612	7 612	883	889	643	2 015	2 015	728	842	751	2 121	2 121	791	574	727	2 004	16	584	439	446
1361	ROADS-MAINTEN: INDIRECT	3	97 282	84 971	81 501	80 778	80 790	4 740	4 232	5 697	14 670	14 670	5 448	8 198	5 525	19 172	19 172	8 174	6 953	4 170	26 998	22 436			-50
1362	MANAGEMENT: ROADS	3	11 899	7 989	7 989	8 083	7 912	795	808	793	2 397	2 397	809	1 350	825	2 983	2 983	864	867	799	2 530	2 452			
1363	ROADS WORKSHOP	3	12 449	7 908	7 856	7 996	7 751	766	796	703	2 268	2 268	765	1 204	886	2 857	2 857	837	845	942	2 625	2 547			
1364	ROADS: PLANT	3	11 992	7 559	11 079	11 886	12 038	346	1 127	1 652	3 127	3 127	1 584	1 486	1 022	4 087	4 087	1 482	1 034	2 308	4 823	3 914			
1441	MUNICIPAL HEALTH SERVICES	4	45 672	44 888	44 888	48 970	46 970	3 312	3 503	3 583	10 399	10 399	3 471	5 286	3 637	12 374	12 374	3 444	3 583	4 127	11 155	10 449	3 821	3 783	5 446
1475	SOCIAL DEVELOPMENT	4	7 637	7 940	7 940	7 676	7 676	268	353	308	866	866	222	436	316	969	969	286	2 284	874	3 457	858	918	308	1 157
1477	RURAL DEVELOPMENT	4	4 347	4 342	4 342	3 576	3 576	55	185	329	580	580	193	212	99	488	488	151	544	821	1 517	377	648	223	119
1478	MANAGEMENT: RURAL AND SOCIAL	4	8 204	5 515	5 515	5 072	5 072	350	303	313	967	967	338	422	388	1 131	1 131	367	467	494	1 329	888	466	452	724
1511	PERFORMANCE MANAGEMENT	2	288	2 586	2 586	2 435	2 435		17		17			801	140	941	941	148	148	150	447	432	149	148	746
1512	IDP	2	2 705	1 071	1 071	1 080	1 080	201	312	262	676	676	199	396	60	-136	-136	91	78	80	258	196	89	80	120
1521	LANDUSE AND SPATIAL PLANNING	4	3 485	3 996	3 996	3 671	3 671	174	174	174	524	524	257	347	300	904	904	176	387	564	1 129	1 036	260	449	394
1610	DISASTER MANAGEMENT	4	8 364	6 895	6 895	7 082	7 082	248	287	215	731	731	273	548	448	1 273	1 273	709	727	643	2 080	1 640	835	814	1 548
1615	PUBLIC TRANSPORT REGULATION	3	8 388	8 884	8 884	5 725	5 725	122	1 130	509	1 762	1 762	122	201	448	770	770	126	1 208	130	1 465	663	591	245	880
1620	FIRE SERVICES	4	70 103	69 727	69 727	73 953	73 953	3 418	3 857	3 526	10 642	10 642	3 775	6 266	10 551	20 592	20 592	8 384	7 182	5 624	21 991	23 938	8 162	8 251	8 312
			509 558 046	483 177 290	483 177 290	466 382 720	466 462 720	25 329 426	28 507 011	34 558 280	88 685 716	88 685 592	38 399	45 599 327	41 557 167	125 555 954	125 555 909	34 834	43 841 221	48 379	127 054	113 758	30 219	33 203	50 942

6. EXPENDITURE AND DELIVERY (PROJECTS)

Description	SO	Feb Adj Budget 2024/2025	Budget 2025/2026	Roll over Adj Budget 2025/2026	Feb Adj Budget 2025/2026	March Adj Budget 2025/2026	July	August	Sept.	Target Q1	Actual Q1	October	Nov.	Dec.	Target Q2	Actual Q2	January	Feb.	March	Target Q3	Actual Q3	April	May	June
Com. and Dev. Services	4	1.305.773	832.000	832.000	818.219	818.219	2.573	6.225	2.809	11.607	11.607	66.619	60.199	92.524	219.342	219.340	60.071	77.654	182.966	320.691	309.215	163.503	90.146	12.930
Technical Services	3	9.242.851	9.335.000	9.335.000	6.907.500	6.907.500	-	1.007.924	345.001	1.352.925	1.352.924	237	15.000	157.500	172.737	172.737	-	100.000	100.763	200.763	-	1.155.114	1.246.405	2.779.556
Regional Dev. and Planning	4	7.111.151	7.161.151	7.161.151	4.631.513	4.631.513	-	1.800	159.800	161.600	161.600	241.447	313.686	143.805	698.938	698.937	106.689	960.357	933.168	2.000.414	640.584	927.277	530.978	312.306
Rural and Social Dev.	4	8.395.387	8.519.398	8.519.398	7.729.398	7.729.398	33.136	314.322	421.320	768.778	768.776	186.669	327.262	212.870	726.801	726.802	245.446	2.632.895	1.488.933	4.367.274	637.774	1.356.285	333.294	176.966
		26.055.162	**25.847.549**	**25.847.549**	**20.086.630**	**20.086.630**	**35.709**	**1.330.271**	**928.930**	**2.294.910**	**2.294.907**	**494.972**	**716.147**	**606.699**	**1.817.818**	**1.817.816**	**412.406**	**3.770.906**	**2.705.830**	**6.889.142**	**1.587.573**	**3.602.179**	**2.200.823**	**3.281.758**

7. CAPITAL BUDGET (Three Years)

Description	SO	Feb Adj Budget 2024/2025	Budget 2025/2026	Roll over Adj Budget 2025/2026	Feb Adj Budget 2025/2026	March Adj Budget 2025/2026	July	Aug.	Sept.	Target Q1	Actual Q1	Oct.	Nov.	Dec.	Target Q2	Actual Q2	Jan.	Feb.	March	Target Q3	Actual Q3	April	May	June
LOCAL ECONOMIC DEVELOPMENT	4	60.000	31.700	31.700	30.500	30.500	-	-	-	-	-	-	-	-	-	-	-	30.500	-	30.500	-	-	-	-
PUBLIC RELATIONS	6	396.200	400.000	400.000	124.077	124.077	-	-	-	-	-	-	-	50.329	50.329	50.329	-	50.000	-	50.000	-	23.751	-	-
INTERNAL AUDIT	6	46.000	1.005.000	1.005.000	5.000	5.000	-	-	-	-	-	-	-	-	-	-	-	-	-	-	-	-	5.000	-
COUNCILLOR SUPPORT	2	110.700	162.000	162.000	165.000	165.000	-	-	-	-	-	-	-	-	-	-	-	-	15.000	15.000	-	150.000	-	-
ADMINSUPPORT SERVICES	2	968.600	1.202.000	1.202.000	1.657.000	1.657.000	-	-	-	-	-	-	-	-	-	-	-	-	710.000	710.000	-	300.000	-	647.000
PROPERTY MANAGEMENT	2	634.500	117.000	117.000	137.000	137.000	-	-	-	-	-	-	-	-	-	-	-	30.000	-	30.000	-	35.000	42.000	35.000
BUILDINGS MAINTENANCE	3	5.206.370	30.311.000	31.961.000	16.150.058	16.150.058	-	11.086	10.065	21.151	21.151	135.976	232.314	-	368.290	368.290	291.746	309.227	851.822	1.452.795	1.247.896	722.248	1.089.911	12.486.571
MANAGEMENT FINANCIAL SERVICES	1	250.000	173.500	173.500	173.500	173.500	-	-	-	-	-	-	-	-	-	-	8.000	80.000	25.500	113.500	-	63.000	-	-
INFORMATION TECHNOLOGY	2	5.100.000	11.800.000	11.800.000	6.800.000	6.800.000	-	-	253.781	253.781	253.780	1.474.098	-	3.872.338	4.546.436	4.546.436	-	372.121	1.327.662	1.599.783	218.656	200.000	200.000	-
TRANSPORT POOL	2	35.000	5.000.000	5.000.000	5.000.000	5.000.000	-	-	-	-	-	-	-	-	-	-	-	-	-	-	-	-	5.000.000	-
PROJECTS	3	228.500	-	-	-	-	-	-	-	-	-	-	-	-	-	-	-	-	-	-	-	-	-	-
REGIONAL LANDFILL SITE	3	107.000.000	150.000	8.050.000	6.150.000	6.150.000	-	-	2.612.788	2.612.788	2.612.788	133.348	-234.128	-	-100.779	-100.779	-	-	1.500.000	1.500.000	2.012.360	1.200.000	-	937.993
ROADS WORKSHOP	3	992.000	3.821.000	3.821.000	35.000	35.000	-	-	-	-	-	9.600	54.570	-	64.170	64.170	-29.170	-	-	-29.170	-64.170	-	-	-
MUNICIPAL HEALTH SERVICES	4	18.000	192.000	192.000	215.600	215.600	-	-	-	-	-	-	-	-	-	-	-	36.500	178.100	215.600	-	-	-	-
DISASTER MANAGEMENT	4	8.548.800	24.675.000	25.423.300	8.948.043	9.148.043	-	3.743	-	3.743	3.743	-	85.926	483.043	569.971	569.970	-	447.662	659.720	1.107.382	453.965	1.800.000	4.000.000	1.666.947
FIRE SERVICES	4	7.814.168	33.610.000	35.000.000	12.319.903	12.119.903	-	87.605	1.214.307	1.301.912	1.301.912	545.876	607.650	-	1.153.526	1.153.526	-	231.390	796.437	1.028.827	3.232.996	354.904	4.902.615	3.357.119
		136.412.838	**112.650.200**	**123.438.700**	**67.910.681**	**67.910.681**	**-**	**102.434**	**4.090.941**	**4.193.375**	**4.193.374**	**2.298.899**	**747.334**	**3.605.797**	**6.661.940**	**6.661.939**	**270.576**	**1.487.400**	**6.067.241**	**7.825.217**	**7.101.623**	**4.848.896**	**16.258.626**	**19.140.628**

8. IDP/ BUDGET/ PERFORMANCE MANAGEMENT LINK

NR	DIVISION/DEPARTMENT NAME	DIVISIONS/DEPARTMENTS	2025/2026 BUDGET (R)	STRATEGIC OBJECTIVE NR	STRATEGIC OBJECTIVE NAME
1	Office of the Municipal Manager	Office of the Municipal Manager Legal Services Internal Audit Communication Services	R 16 741 247	SO 2	Foster good governance processes as prescribed by legislation and best practice
				SO 6	Facilitate partnerships that cultivate economic growth and development throughout the district
2	Corporate Services	ICT Admin & Council Support Human Resources IDP, IGR & Organisational Performance Management	R 127 733 124	SO 2	Foster good governance processes as prescribed by legislation and best practice
				SO 5	Establish a skilled workforce and performance orientated administration to promote the growth and development of the organisation
3	Financial Services	BTO SCM Compliance	R 32 191 276	SO 1	Provide sustainable strategic financial management and support services
4	Community Development & Planning Services	MHS Disaster Management Fire Services Socio-Economic Development Spatial Planning & Environmental Management	R 164 026 223	SO 4	Monitor and promote a clean, healthy and safe living environment whilst providing emergency response services for all residents throughout the district
				SO 6	Facilitate partnerships that cultivate economic growth and development throughout the district
5	Technical Services	Roads Building Maintenance Regulation of Passenger Transport Services Projects	R 125 770 850	SO 3	Provide sustainable infrastructure services and transport planning services that enable social and economic opportunities
	GRAND TOTAL		R 466 462 720		

9. CWDM STRATEGIC OBJECTIVES

National KPA	SO	Strategic Objectives	Outcomes
Municipal Financial Viability and Management	SO1	Provide sustainable strategic financial management and support services	• *The municipality aims to create sustainable sources of funding and management thereof, ensuring long-term financial viability.* • *Resources are efficiently used to maximise contributions to LED and support services.*
Good Governance and Public Participation	SO2	Foster good governance processes as prescribed by legislation and best practice	• *A foundation for effective governance that promotes political and administrative stability, the mitigation of identified risks, an improved ethical culture and functional oversight, has been established and is adhered to.*
Basic Service Delivery	SO3	Provide sustainable infrastructure services and transport planning services that enable social and economic opportunities	• *Infrastructure services and resources are financially supported and measured.* • *Municipal infrastructure and transport planning systems are developed in a resilient and well-functioning manner as to result in longevity, and a safe and secure communal environment facilitating socio- economic opportunities.*
Basic Service Delivery	SO4	Monitor and promote a clean, healthy and safe living environment whilst providing emergency response services for all residents throughout the district	• *All residents have equal access to basic service delivery.* • *Resources, including stable infrastructure, technological and spatial resources, as well as the promotion of water services, are efficiently utilized to ensure the long-term well-being and unity of the community.* • *Disaster response plans are well-established and regularly tested, enabling an improved response to incidents, which creates stronger relationships within the district and a well-coordinated disaster management centre.* ▪ *A well-coordinated fire services division, establishing a fire safe environment for all.* • *The provision of municipal health services and air quality management.*
Municipal Transformation and Institutional Development	SO5	Establish a skilled workforce and performance orientated administration to promote the growth and development of the organisation	• *A capable and knowledgeable workforce that positively contribute and successfully provide high-quality services to the community and become enablers of development.* • *Consequence/ development management and a performance management system embedded into the functioning of the municipality in order to promote optimal performance.*
Local Economic Development	SO6	Facilitate partnerships that cultivate economic growth and development throughout the district	• *Achieving an enabled environment by creating inclusive and equitable economies, and developmental growth through the economic benefits generated from niche markets, innovation, and partnerships*

9.1 NATIONAL KPA's:

1. Basic Service Delivery;
2. Municipal Institutional Development and Transformation;
3. LED;
4. Financial Viability; and
5. Good Governance and Public Participation.

N/A	KPI Not Yet Applicable	KPIs with no targets or actuals in the selected period.
R	KPI Not Met	0% <= Actual/Target <= 74.999%
O	KPI Almost Met	75.000% <= Actual/Target <= 99.999%
G	KPI Met	Actual meets Target (Actual/Target = 100%)
G2	KPI Well Met	100.001% <= Actual/Target <= 149.999%
B	KPI Extremely Well Met	150.000% <= Actual/Target

10. QUARTERLY PROJECTIONS OF SERVICE DELIVERY TARGETS AND PERFORMANCE INDICATORS (TOP LAYER KPIs)

Municipal Manager

Internal Ref / Indicator Code	KPI	Responsible Owner	Original Annual Target	Revised Annual Target	YTD Actual	Quarter ending March 2026					Overall Performance for Quarter ending September 2025 to Quarter ending March 2026		
						Target	Actual	R	Performance Comment	Corrective Measures	Target	Actual	R
TL1	Review the Organisational Strategic Risk Register (Top 10) and submit to Council by 31 May 2026	Municipal Manager	1	1	0	0	0	N/A			0	0	N/A
TL2	Develop the Annual Risk-Based Audit Plan (RBAP) for 2026/27 and submit to the Audit Committee for consideration by 30 June 2026	Municipal Manager	1	1	0	0	0	N/A			0	0	N/A
TL3	Complete 90% of the Risk Based Audit Plan (RBAP) for the 2025/26 financial year by 30 June 2026 [(Number of audits and tasks completed for the period identified in the RBAP/ Number of audits and tasks identified in the RBAP) x 100]	Municipal Manager	90%	90%	45%	45%	45%	G	Target achieved.		45%	45%	G
TL4	Spend 90% of the municipal capital budget on capital projects by 30 June 2026 ((Actual amount spent on projects (excluding commitments) /Total amount budgeted for capital projects)X100}	Municipal Manager	90%	90%	31%	60%	31%	R			60%	31%	R
TL5	Develop and publish External Communications on a quarterly basis	Municipal Manager	4	6	0	2	0	R			4	0	R
TL6	Create work opportunities (in person days) through CWDM's various initiatives	Municipal Manager	11 000	11 000	7 691	4 000	2 731	R	Target not achieved. Work on the clearing of road reserves project has only commenced recently after the tender was awarded.	The clearing of road reserves project is underway and the target is still expected to be achieved by the end of the financial year.	8 000	7 691	O

Financial Services

Internal Ref / Indicator Code	KPI	Responsible Owner	Original Annual Target	Revised Annual Target	YTD Actual	Quarter ending March 2026					Overall Performance for Quarter ending September 2025 to Quarter ending March 2026		
						Target	Actual	R	Performance Comment	Corrective Measures	Target	Actual	R
TL7	Maintain a sound liquidity ratio as at 30 June 2026 (Current Assets: Current Liabilities)	Chief Financial Officer	5:1	5:1	0	0	0	N/A			0	0	N/A
TL8	Maintain a sound Impairment of Property, Plant and Equipment and Investment Property and Intangible Assets Ratio as at 30 June 2026 (Property, Plant and Equipment + Investment Property + Intangible Assets Impairment/ (Total Property, Plant and Equipment + Investment Property + Intangible Assets) x 100	Chief Financial Officer	0%	0%	0%	0%	0%	N/A			0%	0%	N/A
TL9	Maintain a sound Cash / Cost Coverage Ratio as at 30 June 2026 [(Cash and Cash Equivalents - Unspent Conditional Grants - Overdraft) + Short Term Investment) / Monthly Fixed Operational Expenditure excluding (Depreciation, Amortisation, and Provision for Bad Debts, Impairment and Loss on Disposal of Assets)].	Chief Financial Officer	3	3	0	0	0	N/A			0	0	N/A
TL10	Maintain a sound Level of Cash Backed Reserves Ratio as at 30 June 2026 [(Cash and Cash Equivalents - Bank Overdraft + Short Term Investment + Long Term Investment - Unspent Conditional Grants) / (Net Assets - Accumulated Surplus - Non Controlling Interest - Share Premium - Share Capital - Fair Value Adjustment - Revaluation Reserve)]	Chief Financial Officer	100%	100%	0%	0%	0%	N/A			0%	0%	N/A
TL11	Maintain a sound Net Operating Surplus Margin Ratio as at 30 June 2026 [(Total Operating Revenue - Total Operating Expenditure)/ Total Operating Revenue x 100%]	Chief Financial Officer	0%	0%	0%	0%	0%	N/A			0%	0%	N/A
TL12	Compile and submit the Main Budget to Council by 31 May 2026	Chief Financial Officer	1	1	0	0	0	N/A			0	0	N/A
TL13	Financial viability measured in terms of the municipality's ability to meet its service debt obligations by 30 June 2026 [(Short Term Borrowing + Bank Overdraft + Short Term Lease + Long Term Borrowing + Long Term Lease) / (Total Operating Revenue - Operating Conditional Grant) x 100]	Chief Financial Officer	45%	45%	0%	0%	0%	N/A			0%	0%	N/A

Corporate Services

Internal Ref / Indicator Code	KPI	Responsible Owner	Original Annual Target	Revised Annual Target	YTD Actual	Quarter ending March 2026					Overall Performance for Quarter ending September 2025 to Quarter ending March 2026		
						Target	Actual	R	Performance Comment	Corrective Measures	Target	Actual	R
TL14	Percentage of people from employment equity target groups employed in the three highest levels of management in compliance with the municipality's approved employment equity plan by 30 June 2026 {(Number of appointments in 3 highest level which comply with employment equity target groups / total appointments made in 3 higher level of management x 100)	Executive Director: Corporate Services	90%	90%	0%	0%	0%	N/A			0%	0%	N/A
TL15	Spent 0.10% of operational budget on training by 30 June 2026 {(Actual total training expenditure divided by total operational budget)x100}	Executive Director: Corporate Services	0.10%	0.10%	0%	0%	0%	N/A			0.00%	0%	N/A
TL16	Signed 100% of individual performance agreements for all staff in terms of Regulation 890 by 29 July 2025	Executive Director: Corporate Services	100%	100%	100%	0%	0%	N/A			100%	100%	G
TL17	Limit annual vacancy rate to less than 15% of funded posts {(Number of funded posts vacant / number of funded posts) x100}	Executive Director: Corporate Services	15%	15%	0%	0%	0%	N/A			0%	0%	N/A
TL18	Review the ICT Strategic Plan and submit to Council by 31 May 2026	Executive Director: Corporate Services	1	1	0	0	0	N/A			0	0	N/A
TL19	Spend 90% of the capital budget allocated to ICT by 30 June 2026 [(Actual amount spent on capital projects /Total amount budgeted for capital projects) x 100]	Executive Director: Corporate Services	90%	90%	41%	60%	45%	O	Target not achieved, as the time required for the procurement process was underestimated. In addition, other projects have also fallen behind their original timelines and estimates.	The lessons learnt will be incorporated into future planning and estimation processes to improve the accuracy of project timelines and spending forecasts.	60%	45%	O
TL20	Initiate the DCF and JDMA engagements to improve intergovernmental relations	Executive Director: Corporate Services	8	8	6	2	2	G	Target achieved.		6	6	G
TL21	Submit the Top Layer SDBIP 2026/27 to the Executive Mayor for approval within 14days after the adoption of the IDP and Budget	Executive Director: Corporate Services	1	1	0	0	0	N/A			0	0	N/A
TL22	Submit the revised IDP 2026/27 to Council for adoption by 31 May 2026	Executive Director: Corporate Services	1	1	0	0	0	N/A			0	0	N/A
TL23	Submit the Annual Report 2024/25 to Council for adoption by 31 March 2026	Executive Director: Corporate Services	1	1	1	1	1	G	Target achieved.		1	1	G

Technical Services

Internal Ref / Indicator Code	KPI	Responsible Owner	Original Annual Target	Revised Annual Target	YTD Actual	Quarter ending March 2026					Overall Performance for Quarter ending September 2025 to Quarter ending March 2026		
						Target	Actual	R	Performance Comment	Corrective Measures	Target	Actual	R
TL24	Blade 3 800km's of road by 31 March 2026	Executive Director: Technical Services	3 800	3 800	4 319.28	1 200	1 362.93	G2	Target exceeded for this quarter as well as cumulatively for the year.		3 800	4 319.28	G2
TL25	Re-gravel 11km's of road by 31 March 2026	Executive Director: Technical Services	11	8	5.79	1	3.84	B	Target exceeded for the quarter but not achieved for the financial year to date.	Deputy Director tasked to address the team on poor performance and to see how they can resolve the issues.	8	5.79	R
TL26	Spend 90% of the provincial roads conditional grant allocation received by 31 March 2026 ((Total expenditure/ total budget received)x100)	Executive Director: Technical Services	90%	90%	93.38%	90%	93.38%	G2	Target exceeded.		90%	93.38%	G2
TL27	Submit the District Integrated Transport Plan (DITP) to Council by 30 June 2026	Executive Director: Technical Services	1	1	0	0	0	N/A			0	0	N/A
TL28	Assist 1 school with the provision of water/sanitation (installation /upgrade/etc.) by 30 June 2026	Executive Director: Technical Services	1	1	0	0	0	N/A			0	0	N/A
TL29	Appoint a Service Provider to operate the Cape Winelands Regional Landfill Site by 31 March 2026	Executive Director: Technical Services	1	1	1	1	0	R	Target achieved in previous quarter. Year-to-date target achieved.		1	1	G
TL30	Clear 800km's of road reserves by 30 June 2026	Executive Director: Technical Services	800	500	0	200	0	R	Target not achieved. Work on the clearing of road reserves project has only commenced recently after the tender was awarded.	The clearing of road reserves project is still underway and the target is expected to be achieved by the end of the financial year.	500	0	R
TL31	Complete the annual review of the IWMP and submit to Council by 31 May 2026	Executive Director: Technical Services	1	1	0	0	0	N/A			0	0	N/A
TL32	Spend 90% of the capital budget allocated to Facilities Management by 30 June 2026 [(Actual amount spent on capital projects /Total amount budgeted for capital projects) x 100]	Executive Director: Technical Services	90%	90%	1%	60%	10.14%	R	Target not achieved based on actual amounts spent. Tenders for projects were awarded in Q3 with the majority of the spending only starting in Q4.	The spending % including commitments currently = 65.61%. Projects are still on track to be finalised by 30 June 2026 and budget will therefore also be spent by the end of the financial year.	60%	10.14%	R

Community Development and Planning Services

Internal Ref / Indicator Code	KPI	Responsible Owner	Original Annual Target	Revised Annual Target	YTD Actual	Quarter ending March 2026					Overall Performance for Quarter ending September 2025 to Quarter ending March 2026		
						Target	Actual	R	Performance Comment	Corrective Measures	Target	Actual	R
TL33	Train 60 Fire Services Officials at the CWDM Fire Services Academy by 30 June 2026	Executive Director: Community Development and Planning Services	60	60	131	0	0	N/A			40	131	B
TL34	Submit the Disaster Management Plan to Council by 31 May 2026	Executive Director: Community Development and Planning Services	1	1	0	0	0	N/A			0	0	N/A
TL35	Submit the Spatial Development Framework (SDF) to Council by 31 May 2026	Executive Director: Community Development and Planning Services	1	1	0	0	0	N/A			0	0	N/A
TL36	Submit the quarterly Air Quality Officer Report to the Western Cape Government (WCG)	Executive Director: Community Development and Planning Services	4	4	3	1	1	G	Target achieved.		3	3	G
TL37	Support 24 Early Childhood Development (ECD) centres throughout the district by 30 June 2026	Executive Director: Community Development and Planning Services	25	24	0	0	0	N/A			0	0	N/A
TL38	Submit a report on the health outreach programmes (theatre performance) implemented throughout the district to Council by 30 June 2026	Executive Director: Community Development and Planning Services	1	1	0	0	0	N/A			0	0	N/A
TL39	Procure 1 (Light) 4x4 Fire Fighting vehicle by 30 June 2026	Executive Director: Community Development and Planning Services	2	1	0	0	0	N/A			0	0	N/A

11. CONCLUSION

The SDBIP provides an excellent basis for the Councillors of the CWDM to monitor the implementation of service delivery programmes and initiatives across the Cape Winelands District. The scorecards in the SDBIP presents a clear mandate to the Councillors in terms of playing their oversight function. Regular reports are presented to the Section 79 Committees in terms of the commitments made in departmental service delivery and budget implementation plans.

Administratively, the SDBIP facilitates proper monitoring of performance by SMs and the MM against set targets. The MM's commitments in his scorecard will be used by the Executive Mayor and her Mayoral Committee (MAYCO) to monitor the progress of the CWDM in terms of implementing programmes and initiatives in the Cape Winelands District. Similarly, the MM is being provided with a tool to ensure that his direct reportees are held accountable for all the KPIs as presented in the SDBIP.

12. ANNEXURE A: CIRCULAR 88

The Municipal Finance Management Act (MFMA) Circular No. 88 of 30 November 2017 provided guidance to metropolitan municipalities on a common set of performance indicators applied from the 2018/19 planning and reporting cycle onwards.

The 1st addendum to MFMA Circular No. 88 of 4 December 2019 provided further guidance and clarity to metropolitan municipalities on the preparation of statutory planning and reporting documents required for the 2020/21 Medium Term Revenue and Expenditure Framework (MTREF). The 2nd addendum to MFMA Circular No. 88 of 17 December 2020 expanded the reform in four respects: 1) it more closely integrated and guided planning, budgeting and reporting reforms; 2) it significantly expanded and revised the set of MFMA Circular No. 88 indicators applicable to metropolitan municipalities; 3) it expanded the application of these reforms and the indicators to all municipalities differentially applied per category of municipality in a piloting phase; and 4) it introduced evaluations in the context of these reforms. Addendums 3 - 4 include additional guidance, indicator revisions and expansions, as well as further clarification. It is reflective of the work to date on planning, budgeting, and reporting reforms that should be factored into municipal planning, budgeting and reporting for the 2022/23 MTREF.

The reforms will continue being incrementally implemented in the 2023/24 – 2026/27 MTREF and apply on a differentiated basis per municipal category. Addendums 5 - 6 to MFMA Circular No. 88 include additional planning, budgeting, and reporting guidance, as well as indicator definitional updates and clarifications for non-metro municipalities. In collaboration with relevant departments for the promotion of institutionalisation. In collaboration with relevant departments, the National Treasury will continue to monitor and assess the institutionalisation of the planning, budgeting and reporting reforms for the 2025/2026 MTREF.

Important to note that, as per the requirements of Circular 88 and the mentioned addendums, Outcome indicators relate to the IDP while Output indicators relate to the SDBIP.

Due to the continuing pilot process in the 2025/2026 financial year, intermediary cities, district municipalities and local municipalities will not be required to incorporate the indicators in their existing performance indicator tables in the IDP and SDBIP. However, municipalities are required to report the Circular 88 information to CoGTA and/or WCG DLG on a quarterly and annual basis. More information on the Circular 88 information is also available on request.