CAPE WINELANDS DISTRICT
MUNICIPALITY • MUNISIPALITEIT • UMASIPALA

DRAFT
2nd Review 2024/2025
Integrated Development Plan



As prescribed by Section 25 of the Local Government Municipal Systems Act, 2000 (Act 32 of 2000)

CAPE WINELANDS DISTRICT
MUNICIPALITY • MUNISIPALITEIT • UMASIPALA

The Cape Winelands District Municipality is one of five district municipalities in the Western Cape and is bordered all the other Districts and the City of Cape Town. The Cape Winelands stretches across an area of more 22 000 square kilometers of fertile valleys, majestic mountains and unique fauna and flora. The district is served by five local municipalities namely, Stellenbosch, Drakenstein, Witzenberg, Breede Valley and Langeberg.

The Cape Winelands District is the second most populous district in the Western Cape after the City of Cape Town, accounting for 13,6% of the Western Cape's population and continues to grow. It is natural therefore that the area is also the second largest center of economic activity in the Western Cape and is not only famous because of its wine.

In fact, the Cape Winelands District is the largest exporter of soft fruit in the Southern Hemisphere, has the most diverse tourism related industry, catering for every need and taste and offers internationally renowned educational institutions, including two, that cater specifically to special education. All this available in as little as a half an hour's drive from Cape Town International Airport.



Local Municipal Overview

BREEDE VALLEY
MUNICIPALITY • MUNISIPALITEIT • UMASIPALA

The Breede Valley includes towns such as Rawsonville, De Doorns, Touws River and Worcester. Worcester, approximately 100km from Cape Town, is the main economic node in the Breede Valley municipal area and is well connected through the N1 and the rail network. The Breede Valley municipal area is well known for its scenic beauty, wine industry and other farming activities

DRAKENSTEIN
MUNISIPALITEIT • MUNICIPALITY • UMASIPALA
A city of **excellence**

The Drakenstein municipal area is well known for its fruit and wine production and processing, as well as its heritage sites and tourist attractions. Paarl is the main service centre and has a rich history and several tourist attractions. Other towns in the municipal area include Wellington, Saron, Gouda, Hermon, Mbekweni and Simondium. These towns primarily serve as service centres for the local agriculture industry. The Drakenstein municipal area is very well connected, with the N1 traversing the area.

LANGEBERG
MUNISIPALITEIT **MUNICIPALITY** MASIPALA

The Langeberg municipal area is well known for its wine route (Route 62), which is the longest in the world. The municipal area includes the towns of Robertson, Ashton, Bonnievale, McGregor and Montagu, with Robertson being the main service centre. The towns in the municipal area have a rich history, and the scenic beauty of the area makes it a popular tourist destination

STELLENBOSCH
STELLENBOSCH • PNIEL • FRANSCHHOEK
MUNICIPALITY • UMASIPALA • MUNISIPALITEIT

Towns within the Stellenbosch municipal area include Franschhoek, Stellenbosch, Pniël, Klapmuts, Kylemore, Jamestown, Raithby, Ida's Valley, Cloetesville, Kayamandi and Vlottenburg. The town of Stellenbosch is the main economic node within the municipal area and is the second-oldest town in South Africa. The Stellenbosch and Franschhoek areas are well known for their fruit- and wine- production activities, and cultural and heritage attractions. Stellenbosch is also considered a university town, as it houses Stellenbosch University, which attracts both national and international students

WITZENBERG
Municipality • Munisipaliteit • UMasipala Wase

The Witzenberg municipal area consists of five towns, namely Ceres, Tulbagh, Wolseley, Op die Berg and Prince Alfred Hamlet. These towns provide goods and services for the local agricultural industry, with some agro-processing also taking place. The Witzenberg municipal area is well known for producing export- quality deciduous fruit, vegetables and wine, and has also created a footprint as a family and adventure tourist destination

Contents page

To be included with final document

List of Abbreviations

To be included with final document



Message from the Executive Mayor



Ald (Dr) Elna von Schlicht

To be included

Message from the Municipal Manager



Mr Henry Prins

To be included

WHAT IS THE INTEGRATED DEVELOPMENT PLAN?

What is Integrated Development Planning?

Integrated Development Planning is a process through which municipalities prepare a strategic development plan, for a five-year period. The Integrated Development Plan (IDP) is a product of the integrated development planning process. The IDP is a principal strategic planning instrument which guides and informs all planning, budgeting, management and decision-making in a municipality.

What is the legal status of an IDP?

According to the Municipal Systems Act of 2000 all municipalities must undertake an integrated development planning process to produce integrated development plans (IDPs). As the IDP is a legislative requirement it has a legal status, and it supercedes all other plans that guide development at local government level.

Why is it necessary to do IDP's?

Preparing an IDP is a legal requirement in terms of the Municipal Systems Act (MSA), however that it's not the only reason why municipalities must prepare the plans. Municipalities have been awarded major developmental responsibilities to ensure that the quality of life for its citizens is improved. The role of local government includes provision of basic services, creation of jobs, promoting democracy and accountability and eradication of poverty. Preparing and having the IDP therefore enables the municipality to be able to manage the process of fulfilling its developmental responsibilities.

Chapter 1
Introduction and Overview



CAPE WINELANDS DISTRICT
MUNICIPALITY • MUNISIPALITEIT • UMASIPALA

Vision
A unified Cape Winelands of excellence for sustainable development

Mission
Working together towards effective, efficient and economically sustainable development

The following core values reflect the character and organisational culture of the municipality:



Commitment to the development of people



Integrity in the performance of our duty



Respect for our natural resources



Transparency in accounting for our actions



Regular consultation with customers on the level and quality of service



Higher levels of courtesy and professionalism in the workplace



Efficient spending and responsible utilization of municipal assets



Celebrating Diversity

Top Administrative Structure



Mr Henry Prins

MUNICIPAL MANAGER

Executive Directors



Mrs Fiona Du Raan-Groenewald

CHIEF FINANCIAL OFFICER



Mr Francois van Eck

TECHNICAL SERVICES



Mr Pietie Williams

COMMUNITY DEVELOPMENT AND PLANNING SERVICES

CWDM: MACRO STRUCTURE



Approved by Council on 21 October 2020

POLITICAL LEADERSHIP OF
CAPE WINELANDS DISTRICT MUNICIPALITY

The Cape Winelands District Municipality is an organ of state within the local sphere of government exercising legislative and executive authority within its area of jurisdiction as specified by the Local Government: Municipal Structures Act No. 117 of 1998.



CWDM COUNCIL PARTY MEMBERS

Democratic Alliance	African National Congress	Economic Freedom Fighters	GOOD	Patriotic Alliance	Freedom Front Plus	Breedevallei Onafhanklik
23	10	1	3	1	2	1

STRATEGIC OBJECTIVES AND DEPARTMENTAL ALIGNMENT

OFFICE OF THE MUNICIPAL MANAGER
Integrated Development Planning
Performance Management
Risk Management
Internal Auditing
Communications

STRATEGIC OBJECTIVES	PREDETERMINED DEVELOPMENT OBJECTIVES
SO 1 Creating an environment and forging partnerships that ensure social and economic development of all communities, including the empowerment of the poor in the Cape Winelands District.	1.1 Provide a comprehensive and equitable Municipal Health Service including Air Quality Management throughout the CWDM. 1.2 Ensure coordination of multi-disciplinary and sectoral disaster risk reduction through integrated institutional capacity for Disaster Risk management, Disaster Risk Assessment and Response and Recovery 1.3 Effective planning and coordination of specialized fire-fighting services throughout the CWDM 1.4 To facilitate environmentally sustainable economic development planning through the development and maintenance of strategic partnerships, investment attraction, retention and opportunities, SMME support and development, skills development and information knowledgement. 1.5 To facilitate, ensure and monitor the development and empowerment of the poor by graduating people out of poverty, social inclusion and improving the livelihood of the poor, vulnerable groups, rural farm dwellers and rural communities.
SO 2 Promoting sustainable infrastructure services and a transport system which fosters social and economic opportunities	2.1 To comply with the administrative and financial conditions of the Western Cape Government roads agency function agreement. 2.2 To implement sustainable infrastructure services. 2.3 To increase levels of mobility in the whole of the CWDM area. 2.4 To improve infrastructure services for rural dwellers 2.5 To implement an effective ICT support system
SO 3 Providing effective and efficient financial and strategic support services to the Cape Winelands District Municipality.	3.1 To facilitate and enhance sound financial support services 3.2 To strengthen and promote participative and accountable IGR and governance. 3.3 To facilitate and enhance sound strategic support services

The Cape Winelands District Municipality is currently in the process of reviewing its strategic objectives, pre-determined objectives and KPIs. The information currently shown in this document is therefore in draft format and will be finalised towards the legislative deadlines in May 2024 (5-year Organisational Scorecard in IDP) and June 2024 (SDBIP).

Emanating from the strategic discussions in November 2023 as well as a follow-up in January 2024, the following strategic objectives are currently in draft format:

1. Provide sustainable strategic financial management and support services.
Outcomes: The municipality aims to create sustainable sources of funding and management thereof, ensuring long-term financial viability.

Resources are efficiently used to maximise contributions to LED and support services.

2. Foster good governance processes as prescribed by legislation and best practice.
Outcomes: A foundation for effective governance that promotes political and administrative stability, a clean audit, improved ethical culture and functional oversight, has been established and is adhered to.

3. **Provide sustainable infrastructure services and a transport system that enables social and economic opportunities.**
Outcomes: Infrastructure services and resources are financially supported and measured.

Municipal infrastructure and transport systems are developed in a resilient and well-functioning manner as to result in longevity, and a safe and secure communal environment facilitating social and economic opportunities.

4. Monitor and promote a clean, healthy and safe living environment for all residents of the CWDM area.
Outcomes: All residents have equal access to basic service delivery.

Resources, including stable infrastructure, technological and spatial resources, as well as water security, are efficiently utilized to ensure the long-term well-being and unity of the community.

5. Provide disaster management services to the district.
Outcomes: Emergency response plans are well-established and regularly tested, enabling an improved response to incidents, which creates stronger relationships within the district.

A well-co-ordinated fire services department with easier access to the public, establishing a safe community.

6. Establish a skilled workforce and performance orientated administration to promote the growth and development of the organisation.
Outcomes: A capable and knowledgeable workforce that positively contribute and successfully provide high-quality services to the community, and become enablers to inspire development.

Consequence/ development management and a performance management system embedded into the functioning of the municipality in order to promote optimal performance.

7. Facilitate partnerships that cultivate economic growth and development throughout the district
Outcomes: Achieving an enabled environment by creating inclusive and equitable economies, and developmental growth through the economic benefits generated from new markets, innovation, and partnerships.

Further discussions with the various departments and divisions will be taking place in April 2024, to finalise the IDP organisational scorecard as well as the 2024/2025 SDBIP.

Chapter 2

Socio-Economic Profile of the District



Cape Winelands District: At a Glance

Demographics

Population Estimates, 2023; Actual Households, 2022

Population
877 368
(Source: Department of Health)

Households
242 283
(Source: Cape Winelands District Municipality)

Education 2022

Matric Pass Rate	77.4%
Learner Retention Rate	76.0%
Learner-Teacher Ratio	27.77

Poverty 2022

Gini Coefficient	0.59
Poverty Head Count Ratio (UBPL)	64.83%

Health 2022/23

Primary Health Care Facilities	Immunisation Rate	Maternal Mortality Ratio (per 100 000 live births)	Teenage Pregnancies – Delivery rate to women U/18
40 (excl. mobile/satellite clinics)	76.4%	54.7	13.3%

Safety and Security

Actual number of reported cases in 2022/23

Residential Burglaries	DUI	Drug-related Crimes	Murder	Sexual Offences
4391	768	6783	395	989

Access to Basic Service Delivery

Percentage of households with access to basic services, 2022

Water	Refuse Removal	Electricity	Sanitation	Housing
87.1%	85.6%	97.1%	96.2%	88.8%

Labour 2022

Unemployment Rate (narrow definition)
14.7%

Socio-economic Risks

Risk 1	Job losses
Risk 2	Low learner retention
Risk 3	Low skills base (labour)

Largest 3 Sectors

Contribution to GDP, 2021

Finance, insurance, real estate and business services	Wholesale & retail trade, catering and accommodation	Manufacturing
24.6%	16.8%	15.7%

2023 Socio-Economic Profile: Cape Winelands District Municipality

DEMOGRAPHICS

Population 2022
862 703

Estimated Population
924 815 2027

Estimated Average Annual Population Growth Rate
2023 - 2027
1.7%

Estimated Population Growth

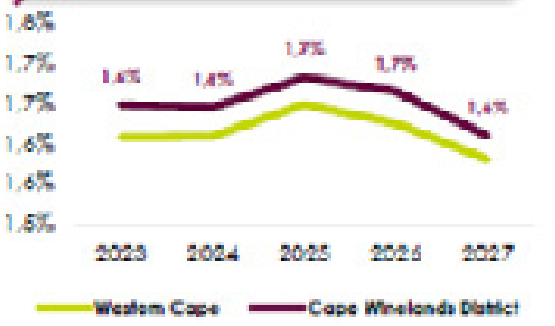

Gender and Age Dynamics



Female 48.5%

Male 51.5%

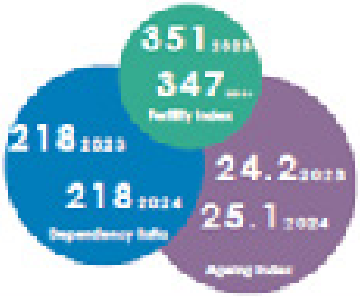

Population by Age 2022



Racial Split

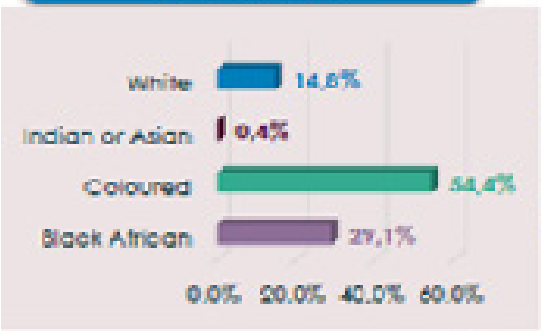

Population and Household Growth 2022



3.6
Household Size

Level of Urbanisation 2021



45.9 people/km² 2023
46.6 people/km² 2024
47.4 people/km² 2025

Urbanisation rate: 75% in 2001 to 77% in 2021

Most populated and urbanised municipal area - Drakenstein with Paarl/ Wellington/ Klapmuts

Largest change in numbers: Paarl/Wellington/ Klapmuts

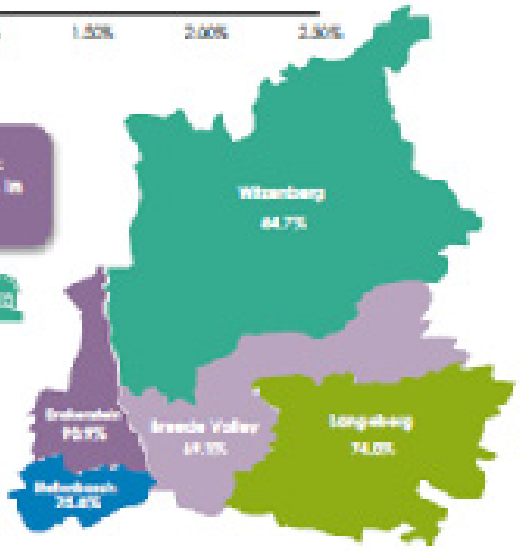

2023 Socio-Economic Profile: Cape Winelands District Municipality

EDUCATION

Learner enrolment

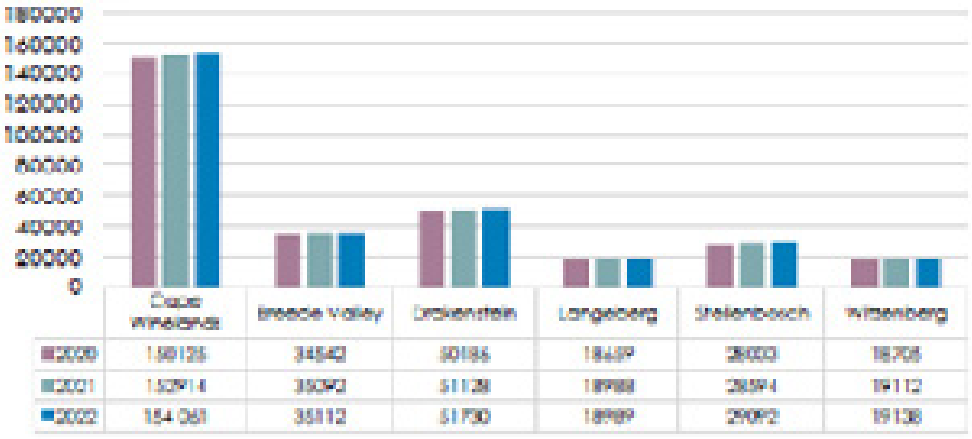

Educational facilities 2022

271
Number of schools

76.4%
Proportion of no-fee schools

Number of schools with libraries 129

Education outcomes

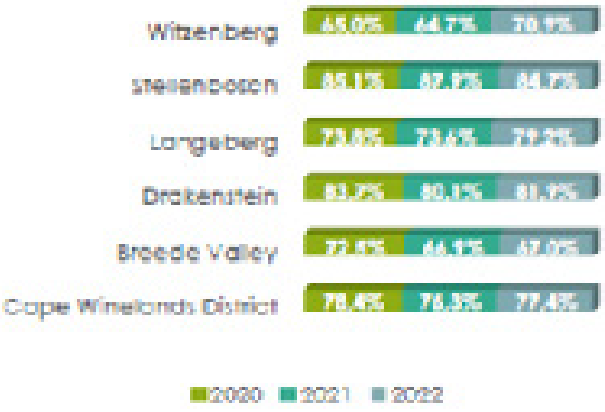

Learner retention 2020 - 2022

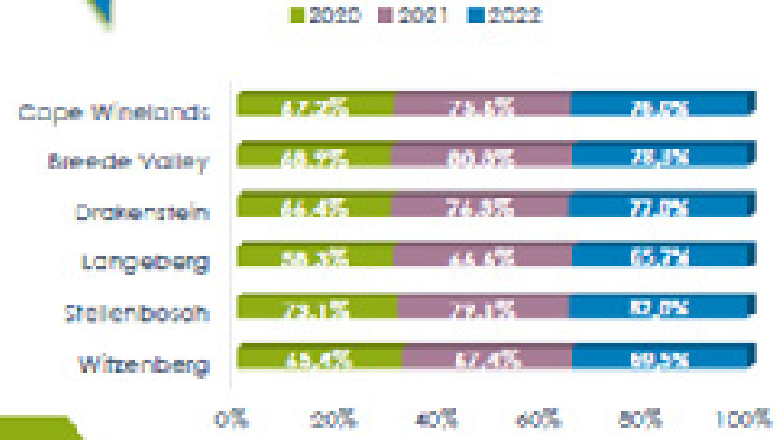

Learner-Teacher Ratio 2020- 2022



Subject Outcomes

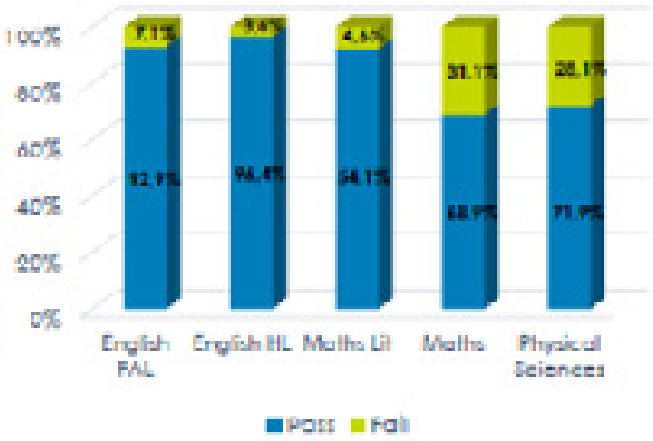

2023 Socio-Economic Profile: Cape Winelands District Municipality

HEALTH

Healthcare Facilities

45 Fixed PHC Facilities
31 Mobile Clinics

59 ART Clinics/ Treatment Sites
83 TB Clinics/ Treatment Sites

4 District Hospitals
2 Regional Hospitals

Emergency Medical Services



EMS per 10 000 people	
CWD	2.5
Witzenberg	2.4
Drakenstein	5.1
Stellenbosch	3.2
Breede Valley	1.7
Langeberg	1.3

Maternal Health

CAPE WINELANDS DISTRICT 2023: Maternal Health Indicators

- Maternal deaths in facility : 7
- Deliveries in facility u19 years : 1 720
- Termination of pregnancy : 2 149

Child Health

CAPE WINELANDS DISTRICT 2023: Child Health Indicators

- Live births under 2500g (low birth weight) : 2 195
- Inpatient deaths 6-28 day : 110
- Immunisation u1 year : 12 238
- Severe acute malnutrition u5 years : 204

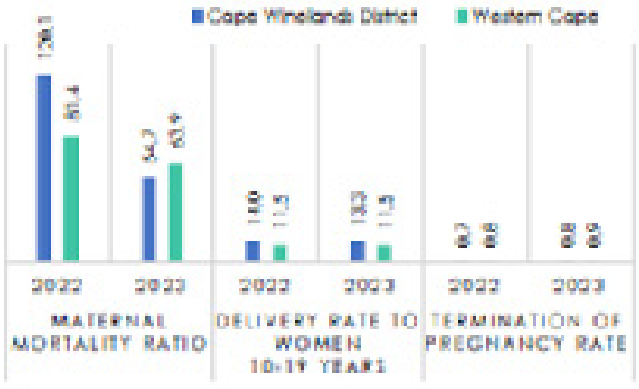

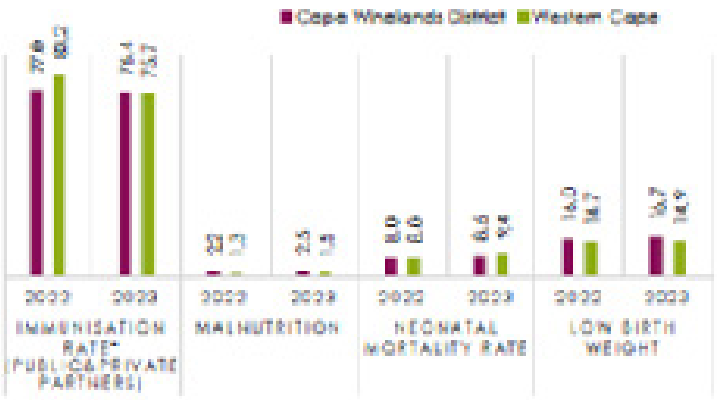

HIV/AIDS

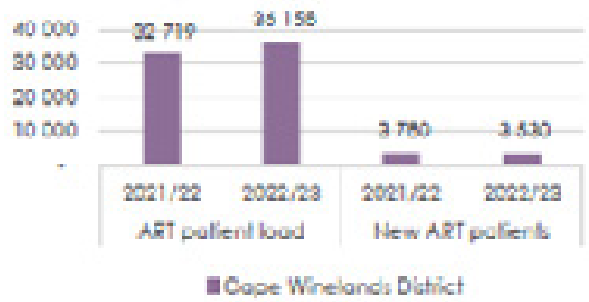

Tuberculosis

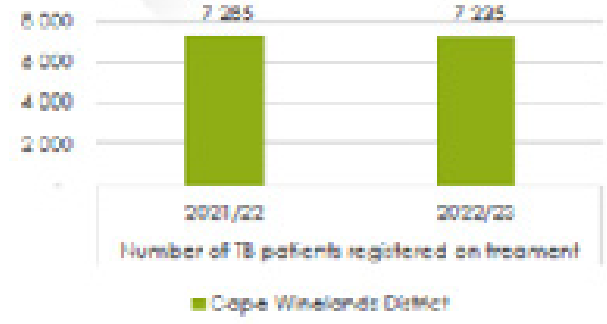

2023 Socio-Economic Profile: Cape Winelands District Municipality

POVERTY

GDP per capita

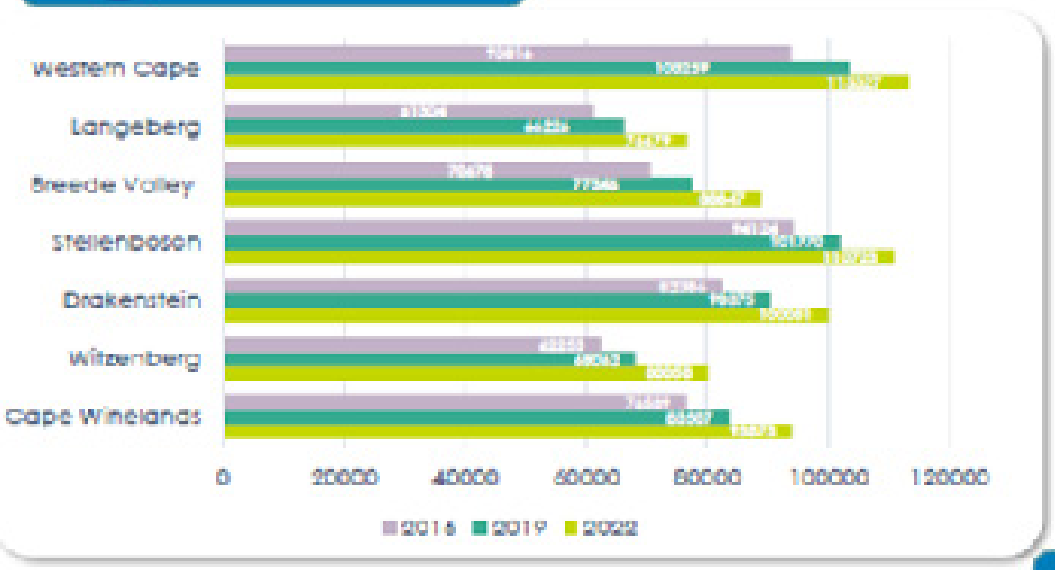

Income Inequality

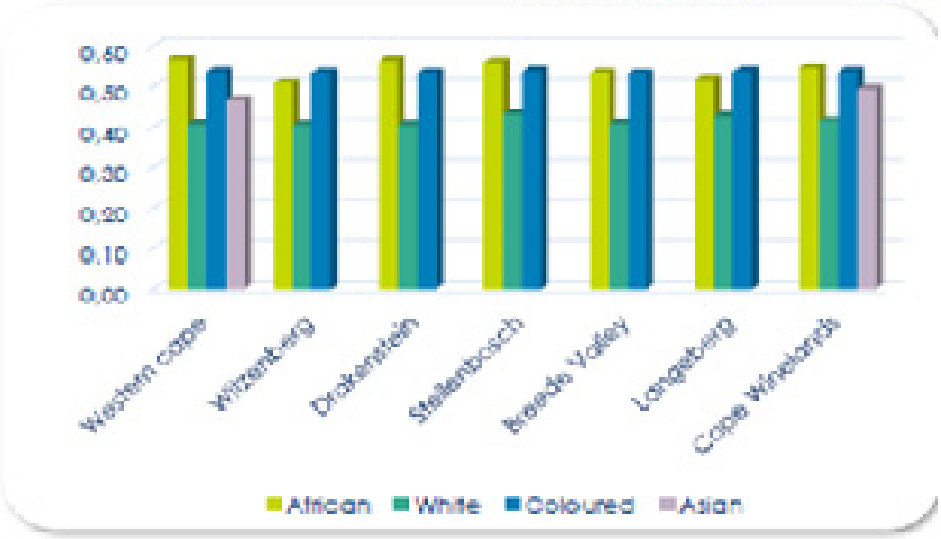

Poverty Line

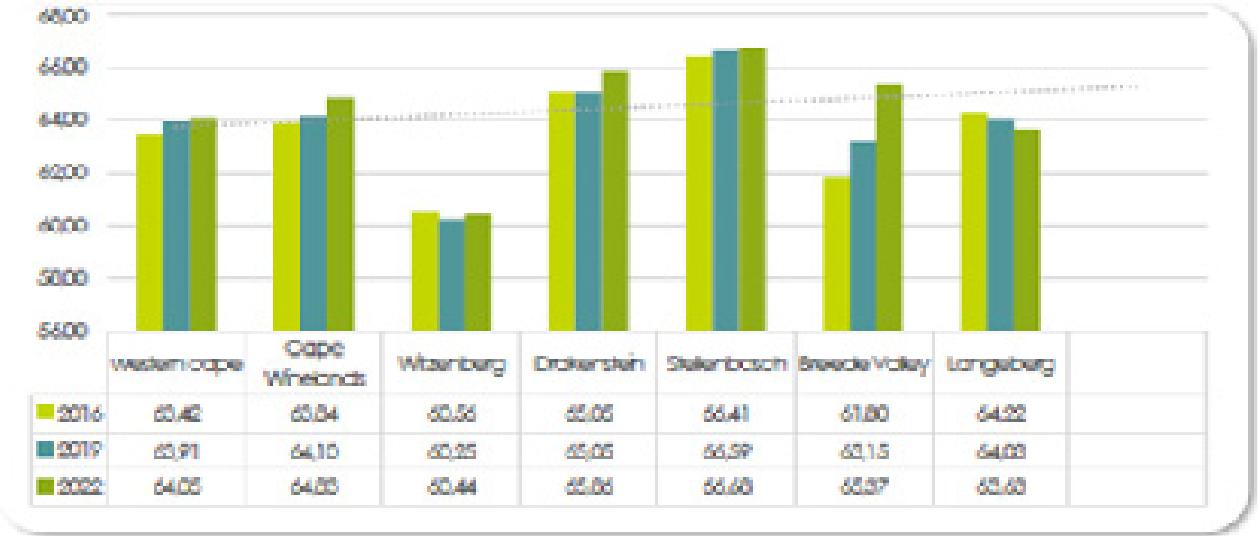

	Western Cape	Cape Winelands	Witzenberg	Drakenstein	Stellenbosch	Breede Valley	Langeberg
2016	63,42	63,84	60,56	65,05	66,41	61,80	64,22
2019	63,91	64,10	60,25	65,05	66,59	63,15	64,03
2022	64,05	64,55	60,44	65,86	66,68	65,37	65,68

2023 Socio-Economic Profile: Cape Winelands District Municipality

BASIC SERVICE DELIVERY

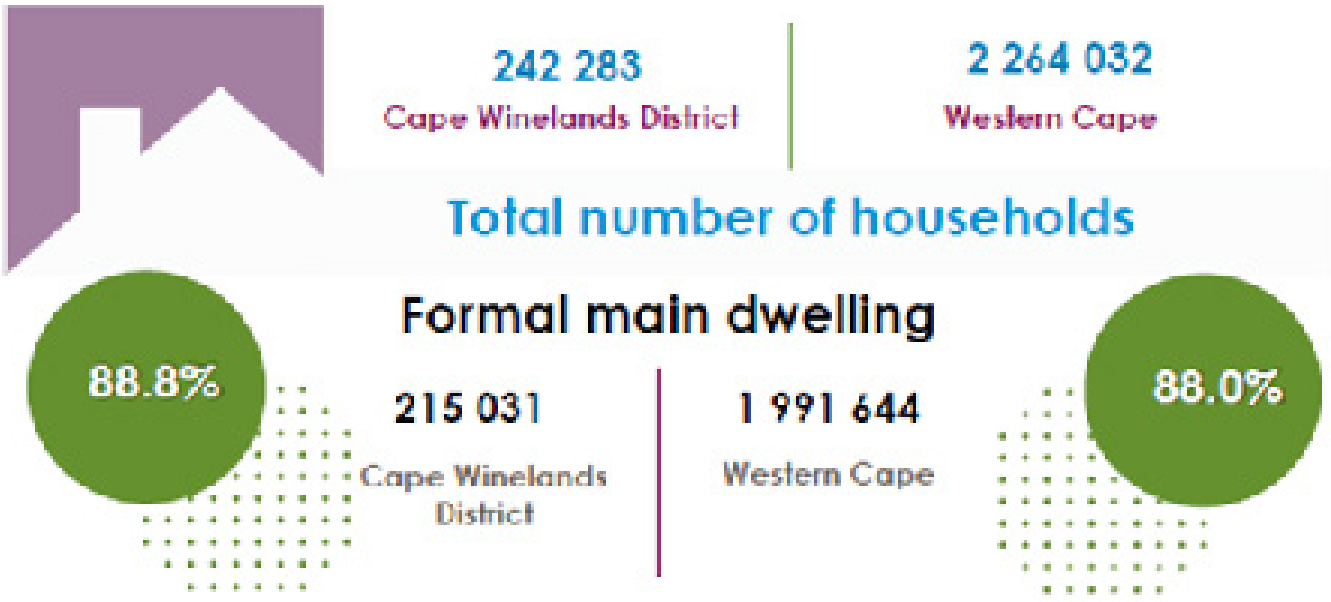

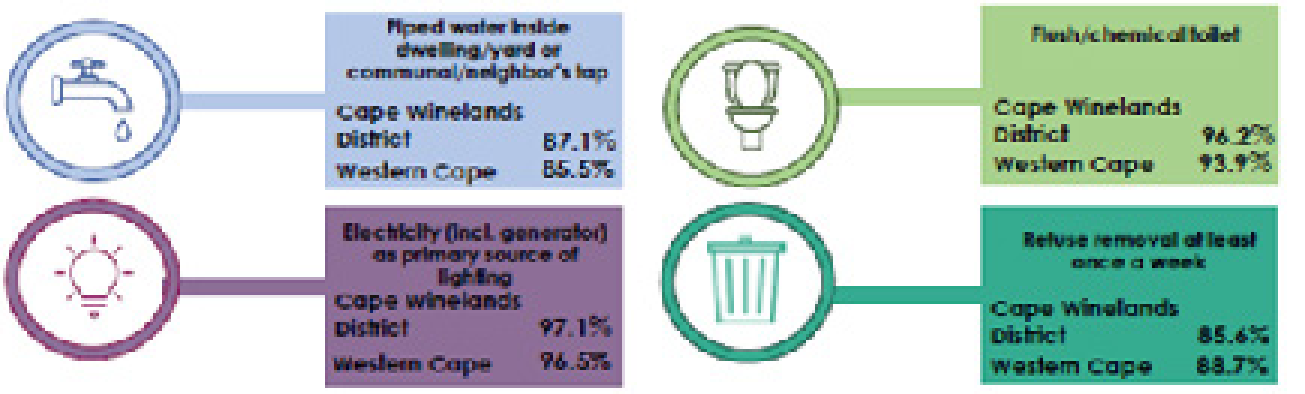

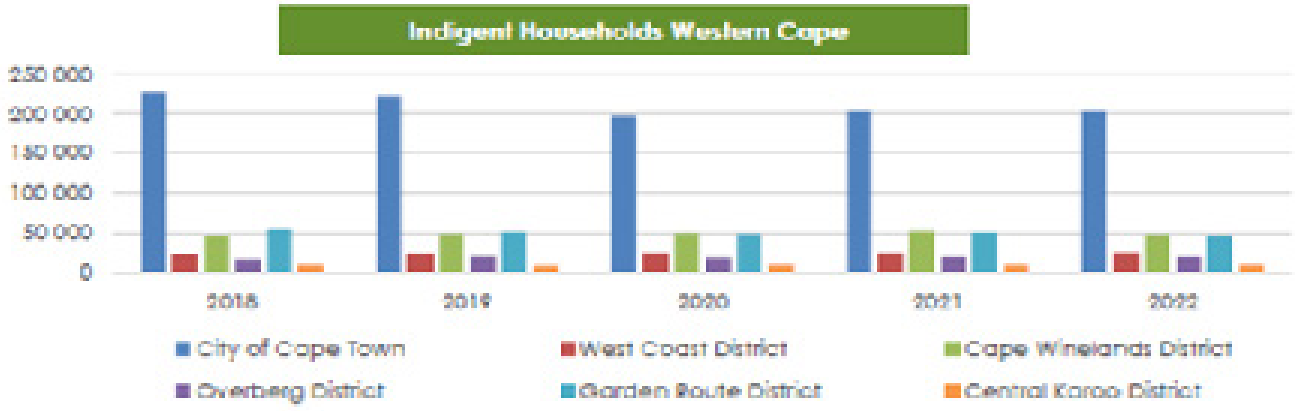

2023 Socio-Economic Profile: Cape Winelands District Municipality

SAFETY AND SECURITY

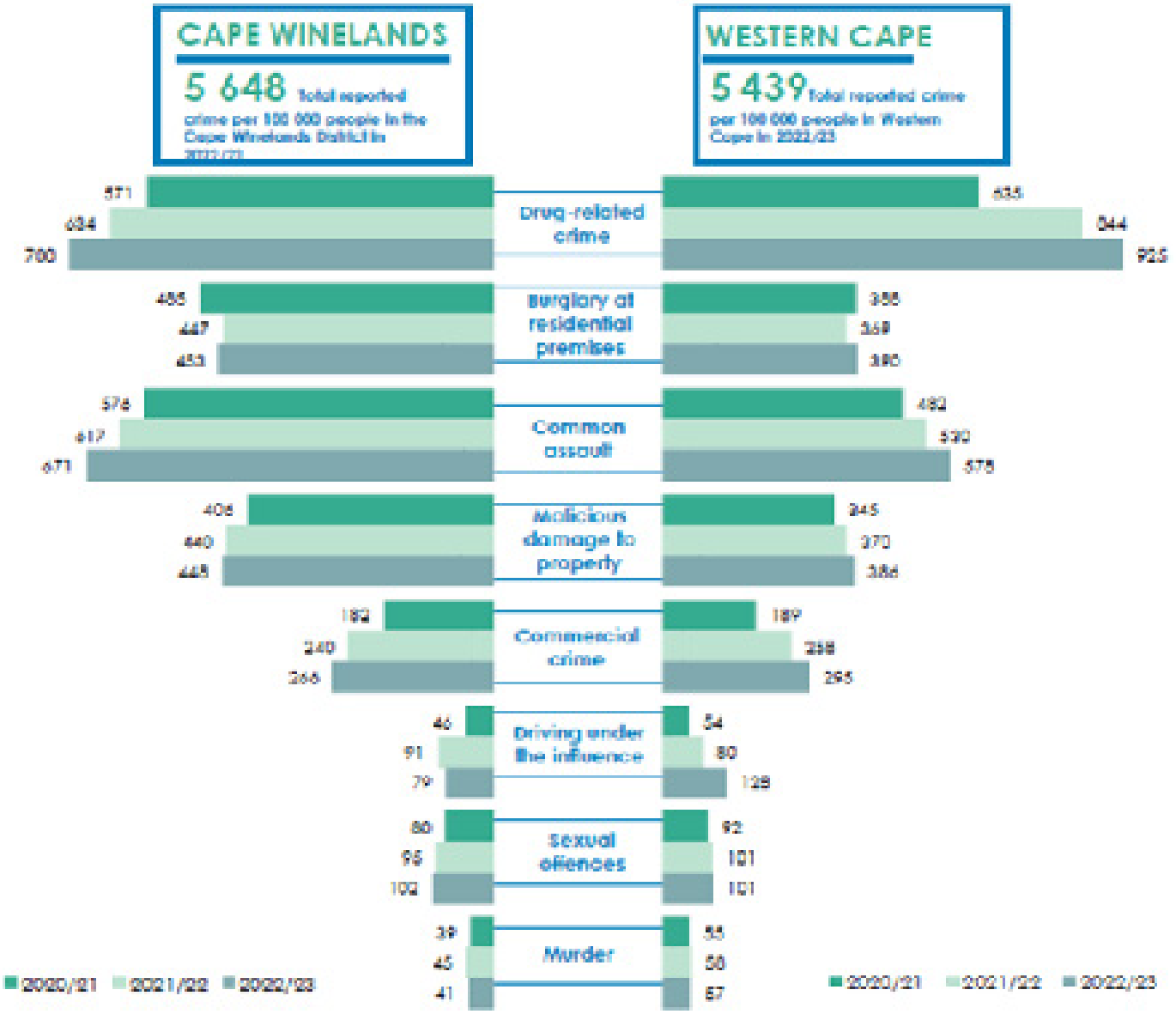



2023 Socio-Economic Profile: Cape Winelands District Municipality

Chapter 3

Strategic Substance of the IDP



CAPE WINELANDS DISTRICT MUNICIPALITY
PUBLIC PARTICIPATION PROCESS

Purpose of Mayoral Monday

The Mayoral Monday is an opportunity for all registered businesses, NGO/NPO's and Community organisations to have one-on-one sessions with the Executive Mayor, Executive Directors and Head of Divisions, to voice challenges, proposals and innovative ideas.

Dates

30 October 2023	-	Breede Valley
6 November 2023	-	Witzenberg
13 November 2023	-	Langeberg
20 November 2023	-	Drakenstein
27 November 2023	-	Stellenbosch

MAYORAL MONDAY CLUSTERED INPUTS

Municipal Health Services	EHP safety issues at ECD's Farmworker safety
Fire Services	Fire fighter training needed Upgrading of fire equipment
Roads	Rebuild and upgrade of certain road on R44. Transport infrastructure damage due to floods. R355 and R354 Tankwa Roads in need of maintenance, sidewalk and embayments
Socio-Economic Development	SMME funding and registration ECD funding, registration and compliance. Sports facilities and development Youth development Elderly funding Preservation of historical building Drug prevention Tourism & artisan training Safe house Soup kitchen assistance

District needs raised by B-Municipalities

Stellenbosch Municipality

Needs raised for the district	Ward	Area
Cleaning of pavements in Devon Valley	11	Devon Valley
Resolution of the inconsistency of issuing of health and safety certificates for the registration of ECD	WCO24	Stellenbosch Area
Fumigation of cockroaches in sewerage pipes and mosquitoes in Helderberg Street in Stellenbosch	WCO24	Helderberg Street in Stellenbosch
Development of a plan or strategy to locate persons with disabilities during fires in Kayamandi	12, 13, 14 & 15	Kayamandi
Cleaning and maintenance of the river by Vlottenburg Primary School	20	Vlottenburg
Assist the people of Dennegeur with sporting equipment and sporting gear	11	Dennegeur
Establishment of youth sporting activities and programmes in Kayamandi	12, 13, 14 & 15	Kayamandi
Construction of netball and soccer fields on the sports field at Elsenburg	19	Elsenburg
Establishment and implementation of sporting activities and programmes for youth at Elsenburg	19	Elsenburg
Repairing of holes on sports field in Elsenburg	19	Elsenburg
Installation of irrigation on sports field	19	Elsenburg
in Elsenburg Installation of lights on sports field in Elsenburg	19	Elsenburg
Construction of a netball field on the sports field at Elsenburg	19	Elsenburg
Construction of changing rooms on the sports field at Elsenburg	19	Elsenburg
Upgrading of Sports fields in Kromme Rhee, Vaaldraai, and De Novo	19	Kromme Rhee, Vaaldraai, and De Novo
Repairing and maintenance of spotlights in Kromme Rhee Sports field	19	Kromme Rhee Sports field
Repairing and maintenance of spotlights in De Novo Sports field	19	De Novo Sports field
Upgrading of spotlights at Vaaldraai Sports field	19	Vaaldraai Sports field
Construction of clubhouse in Vaaldraai and De Novo	19	Vaaldraai and De Novo
Upgrade, Repairing and maintenance of Kromme Rhee Clubhouse	19	Kromme Rhee Clubhouse
Construct tennis courts for Vaaldraai / Elsenburg, Kromme Rhee and De Novo. (1 per community) and train more players.	19	Vaaldraai / Elsenburg, Kromme Rhee and De Novo

District needs raised by B-Municipalities

Needs raised for the district	Ward	Area
Construct Soccer fields for Vaaldraai / Elsenburg, Kromme Rhee and De Novo. (2 Fields Per community), like Nietvoorbij (Stellenbosch) Field was built by the Department of Sports, Arts and Culture.	19	Vaaldraai / Elsenburg, Kromme Rhee and De Novo.
Construction of netball fields like Ida's Valley field for Vaaldraai / Elsenburg, Kromme Rhee and De Novo, (2 Fields per community)	19	Vaaldraai / Elsenburg, Kromme Rhee and De Novo
Provision of Chess equipment for ward 19.	19	Vaaldraai / Elsenburg, Kromme Rhee and De Novo / Smartie Town
Construct swimming pools for Vaaldraai / Elsenburg, Kromme Rhee and De Novo.	19	Vaaldraai / Elsenburg, Kromme Rhee and De Novo.
Construct clubhouses at Vaaldraai and De Novo.	19	Vaaldraai and De Novo
Establishment of more youth development programmes and facilities in Vlottenburg, Lynedoch.	20	Vlottenburg, Lynedoch

Langeberg Municipality

Municipality	Needs raised for the district	Identified area in the district
Langeberg	• Law enforcement towards illegal spaza shops	Whole area
	• Provide land for small scale farmers • Support small scale farmers • Holiday programs for the children	**All Towns**
	• Upgrade Low Water bridges • Repair Konings rivier, Stormsvlei and Steenboksvlakte roads • Cutting of the grass along our roads between Robertson and McGregor, Steenboksvlakte and Stormsvlei gravel roads leading • The river management system should also include rivers in the Mc Gregor area	**McGregor**
	• Cleaning of rivers • Fire break needed in the veld above the houses of Montagu South, from the top of Van Huyssteen all the way across to the top of Brink Street • Montagu needs a Fire Engine in the town itself Rural area • Upgrading of sport field at Wardia and Meelplaas schools • Provide water tanker at Heldersig	**Montagu**

District needs raised by B-Municipalities

Witzenberg Municipality

Municipality	Needs raised for the district	Identified area in the district
Witzenberg	• Broadband connectivity	Ceres, Bella Vista, N'duli
	• Beter mobile clinic services	All rural/farm areas
	• Satellite connectivity	All rural/farm areas
	• Substance abuse escalating under scholars	Witzenberg High Schools
	• Rehabilitation of rest stop areas	R46, R355 and R356
	• Upgrading of main route signage	route signage – to better Tourism industry in the Witzenberg
	• Water security programs	in the previous DMA areas(water security)
	• Small farmers live stock in urban areas	All informal settlements

Chapter 4

Departmental/Divisional IDP inputs 2024/2025





SO1
Community Development and Planning Services



Office of the Municipal Manager

CAPE WINELANDS DISTRICT
MUNICIPALITY • MUNISIPALITEIT • UMASIPALA

DIVISION

IDP, Performance & Risk Management

Predetermined objective:

To facilitate and enhance sound strategic support services.

Legislative context for division:

Functions covered in this division:

1. *Integrated Development Planning (IDP)*
2. *Public Participation (PP)*
3. *Performance Management*
4. *Risk Management*
5. *Fraud Risk Management*
6. *Compliance Coordination*
7. *Municipal Public Accounts Committee (MPAC)*
8. *Inter-governmental Relations (IGR)*
9. *Joint District & Metro Approach (JDMA)*

Current state of function

Current positions:

- Director: IDP, Performance & Risk Management
- Deputy Director: Performance & Risk Management (vacant since March 2023)
- IDP Co-ordinator

Current divisional organogram under review as part of implementation of new Municipal Staff Regulations. Vacant position cannot be advertised and/or filled due to proposed changes in functions.

Desired state (This section refers to your desired state or position you would like the division to be in at the end of 5-year cycle)

- Positions to be filled
- More capacity to be created in form of service providers
- At least 2 interns to be appointed, to assist with administrative and logistical arrangements

Challenges:

- Limited capacity
- Organisational culture

CAPE WINELANDS DISTRICT
MUNICIPALITY • MUNISIPALITEIT • UMASIPALA

DIVISION

Legal Services

Predetermined objective:

To facilitate and enhance sound strategic support services.

Legislative context for division:

Legal Services' main function is to provide an effective and efficient legal support service to Council and the administration in order to enable it to deliver on its constitutional mandate and to manage and limit the legal risks of the District Municipality. Legal Services play a major role in ensuring that the decisions taken by Council and its Structures, as well as the Administration, are legally compliant and that legal support is available to the various line departments as and when they require it. This inevitably decreases the legal risks to which the District Municipality is exposed in its decision-making bodies which ultimately promotes service delivery.

CAPE WINELANDS DISTRICT
MUNICIPALITY • MUNISIPALITEIT • UMASIPALA

DIVISION

Internal Audit

Internal Audit is an independent, objective assurance and consulting activity, designed to add value and improve the organisation's operations.

It helps the organisation to accomplish its objectives by bringing a systematic, disciplined approach to evaluate and improve the effectiveness of risk management, controls, and governance processes – Institute of Internal Audit (IIA).

Predetermined objective:

To strengthen and promote participative and accountable governance.

Legislative context for division:

Municipal Finance Management Act

Section 62 of the Local Government: Municipal Finance Management Act, 2003 (Act No 56 of 2003) (MFMA) determines that the Accounting Officer (AO) of a municipality must take all reasonable steps to ensure that it has and maintains:

- Effective, efficient, and transparent systems of financial and risk management and internal control; and
- An Internal Audit function, operating in accordance with prescribed norms and standards.

Section 165 of the MFMA determines that each municipality must have an independent Internal Audit unit that must:

- Prepare a risk-based audit plan and an internal audit programme for each financial year; and
- Advise the Accounting Officer and report to the Audit and Performance Committee (APC) on the implementation of the Internal Audit Plan.

Municipal Systems Act

Section 45 of the Local Government: Municipal Systems Act, 2000 (Act No 32 of 2000) (MSA) determines that the results of performance measurements must be audited as part of the municipality's internal audit processes.

International Standards for the Professional Practice of Internal Auditing

The core principles for the Professional Practice of Internal Auditing, the Code of Ethics, and the International Standards for the Professional Practice of Internal Auditing (Standards) are mandatory.

Current state of function	Desired state (This section refers to your desired state or position you would like the division to be in at the end of 5-year cycle)
Internal Audit currently consist of three officials: • Chief Audit Executive • Senior Internal Auditor • Internal Auditor	***Internal Audit desire to consist of five officials:*** • Chief Audit Executive • Audit Manager • Senior Internal Auditor • Internal Auditor X2

Planned projects for 2024/2025 (take IDP needs inconsideration)	Purpose of project	Allocated budget
1. None	Not Applicable	Not Applicable

Major operation items for 2025/2026 – 2026/2027	Purpose of item	Allocated budget
1. Procurement of an Automated Internal Audit and Risk Management Software System and Associated Support.	In order to facilitate the Municipality in implementing an integrated approach to assurance, a solution is needed to support the planning, management, execution, monitoring, and implementation of activities related to Internal Audit and Enterprise Risk Management over a three-year period. Additionally, the solution should facilitate the implementation of Combined Assurance within the Municipality.	• License fees for Automated Internal Audit and Risk Management Software System – R250 000.00 • Training for Automated Internal Audit and Risk Management Software System – R55 000.00

Major capital items for 2024/25– 2026/27	Purpose of item	Allocated budget
1. Contracted Services (Update of Internal Audit Policies and External Quality Assurance Assessment).	The new Global Internal Audit Standards were issued on 9 January 2024, and will take effect on 9 January 2025. During a one-year transition period, the previous version, the International Standards for the Professional Practice of Internal Auditing, released in 2017, remains authorised for use. The Internal Audit Division is tasked with updating all policies affected by the new Global Standards. To accomplish this, the services of a Service Provider will be engaged to compile and revise documents such as the Internal Audit Strategy (a requirement under the new standards), Combined Assurance Framework, Internal Audit Manual, Methodology, and the Internal Audit Charter, among others. In light of the issuance of the new Global Standards, the Internal Audit Division must undergo an External Quality Assurance assessment before the new standards take effect. External assessments are required to be conducted at least once every five years by a qualified, independent assessor or assessment team from outside the organisation.	R1 500 000.00

Sector Plan	Review date
Not applicable	Not applicable

Challenges:

Capacity Constraints – Operating as a small unit poses significant challenges. The workload has consequently escalated within a highly intricate environment, necessitating enhanced capacity for establishing and executing risk-based plans, aligning internal audit activities with the municipality's objectives, focusing on municipality-exposed risks, and formulating a strategic audit plan guided by a logical process. The Internal Audit division faces substantial workload burdens, compounded by extensive administrative responsibilities that could be efficiently managed at a clerical level. Internal audit stands as one of the municipality's most crucial management tools, offering independent assurance and value-added services. When adequately resourced and objectively operated, internal audit furnishes management with assurance concerning the efficacy of internal control systems, risk management, and governance processes.

CAPE WINELANDS DISTRICT
MUNICIPALITY • MUNISIPALITEIT • UMASIPALA

DIVISION

Municipal Health Services

Predetermined objective:

Provide a comprehensive and equitable Municipal Health Services including Air Quality Management throughout the CWDM.

Legislative context for division:

Section 32(1) of the The NATIONAL HEALTH ACT, 2003c(Act 61 of 2003) determines that every metropolitan and district municipality mustensure that appropriate municipal health services are effectively and equitably provided in their respective areas.

Current state of function	Desired state (This section refers to your desired state or position you would like the division to be in at the end of 5-year cycle)
MHS has a well equipped and staffed function although shortcoming have been identified in terms of communication, transport, and staffing ratios.	To have a well equipped and fully functional function in line with national norms and standards with adequate communication tools in place and adequate safe and reliable transport for all staff members.

Planned projects for 2024/2025 (take IDP needs inconsideration)	Purpose of project	Allocated budget
1. WATER AND SANITATION PROJECT	This Project entails the provision of subsidies to farms and rural schools for the provision of water and sanitation. The Project will also be implemented on properties (Hot Spots) where there is a lack of adequate water and sanitation facilities that poses health risks to inhabitants.	R 1 000 000
2. ENVIRONMENTAL HEALTH EDUCATION PROJECT	The project entails a puppet show, using live theatre techniques and pre-recorded music at schools and in communities in order to promote environmental awareness amongst young children and the development of educational material on a variety of environmental health topics.	R 639 000
3. CLEANUP AND REHABILITATION PROJECT	This project aims to clean and rehabilitate identified areas throughout the Cape Winelands District. A secondary objective of this project is job creation.	R 250 000

Major operational items for 2024/25 – 2026/27	Purpose of item	Allocated budget
1. MICROBIOLOGICAL AND CHEMICAL ANALYSES OF FOOD AND WATER SAMPLES	MONITOR AND ENSURE FOOD AND WATER SAFETY	R 1 666 000

CAPE WINELANDS DISTRICT
MUNICIPALITY • MUNISIPALITEIT • UMASIPALA

DISASTER MANAGEMENT - CAPE WINELANDS

DIVISION

Disaster Management

Predetermined objective:

Ensure coordination of multi-disciplinary and sectoral disaster risk reduction through integrated institutional capacity for Disaster Risk management, Disaster Risk Assessment and Response and Recovery.

Legislative context for division:

The Disaster Management Act 57 of 2002 provides for an integrated & coordinated disaster management policy that focuses on: Prevention; Mitigation; Emergency preparedness; Rapid & effective response; & Post-disaster recovery

Current state of function	Desired state (This section refers to your desired state or position you would like the division to be in at the end of 5-year cycle)
Human Capital: • Capacity Constraints	**Human Capital** • All Post to be filled and Organogram be revised in terms of the new staff regulations.
Infrastructure: • In a process of upgrading Disaster Management Centre	**Infrastructure:** • A fully fledged DM Centre • Satelite – Information with the Communication/Radio Room
Response & Recovery Tools: • Disaster Management fleet not conducive for incidents at rural areas • No mobile internet connectivity	**Response & Recovery Tools:** • 4x4 Vehicles • Cellphones • Internet connectivity when responding to incidents

Planned projects for 2024/2025 (take IDP needs inconsideration)	Purpose of project	Allocated budget
1. Ward Based Risk Assessment (WBRA)	To identify hazards and risks that communities/wards are exposed to.	R 250 000
2. Training of Role Players in Disaster Management	To capacitate internal and eternal role players	R 100 000
3. Peace Officers Training	To improve the safety of communities in the District.	R300 000
4. Awareness campaigns	For disaster prevention and mitigation purposes	R200 000

Major capital items for 2024/25– 2026/27	Purpose of item	Allocated budget
1. Response Vehicle	To respond to incidents	R1 600 000
2. Radio Room Renovations	To be able to communicate with different role players	R250 000
3. Upgrade of Disaster Management Centre (Satellite)	To ensure effective coordination of incdent/disasters	R2 500 000
4. Storage Facility Renovations	To store Disaster Relief items	R290 000
5. Printer	To be able to perform our administrative tasks effectively	R180 000

Sector Plan	Review date
Corporate Disaster Management Plan	2019
Cape Winelands Flood Management Plan	2016

Challenges:

- Capacity constraints
- No Integrated Radio system with Roleplayers
- Lack of degnated Disastee Management staff at local municipalities

CAPE WINELANDS DISTRICT
MUNICIPALITY • MUNISIPALITEIT • UMASIPALA

DIVISION

Fire Services

Predetermined objective:

Effective planning and coordination of specialized fire-fighting services throughout the CWDM.

Legislative context for division:

- Schedule 4 Part B of the Constitution of the Republic of South Africa Act 108 of 1996 assigns the function Fire Fighting Services to Local Governments.

- The Fire Brigade Act 99 of 1987 provides for the establishment, maintenance, employment, co-ordination and standardization of Fire Brigade Services; and for matters connected therewith.

- 84.(1).(j). of the Municipal Structures amended Act 33 of 2000 further mandates a District Municipality to provide Fire Fighting Services in its area as whole which includes –
  - (i) Planning, co-ordination and regulation of Fire Services
  - (ii) Specialised Fire Fighting Services such as mountain, veld and chemical fire services
  - (iii) Co-ordination of the standardisation of infrastructure, vehicles, equipment and procedures
  - (iv) Training of Fire Officers

Current state of function

Human Capital:
The Cape Winelands Fire Services has a permanent staff compliment of 58 members. The Service consists of the following Sections:
• Fire Services Support which has 7 staff members.
• Fire Services Training has 1 staff member.
• Fire Services Operations has 51 staff members.

The shortage of staff is complimented by reservists and students.

Infrastructure:
Cape Winelands has a major radio network which covers an area of ± 22 000 km², but 100% coverage is not always guaranteed due to the mountainous terrain. It has a control room in Stellenbosch for the taking of emergency calls, recording callers' information and dispatching resources. There are 5 Fire Depots located throughout the District which houses operational personnel, fire fighting vehicles and equipment. The Fire and Rescue Training Academy is accredited by SAESI/IFSAC to conduct internationally recognised courses and provides basic and advance training for fire personnel.

Fire Fighting Resources:
The Fire Services has a substantial compliment of firefighting and HAZMAT vehicles to ensure effective and efficient service delivery. It also contracts helicopters and ground firefighting teams annually to assist during the peak veld fire season.

Mutual Aid Agreements:
The Fire Services have standards and protocols for providing the communities with an effective fire service across jurisdictional and functional boundaries through mutual aid agreements. Cape Winelands District Municipality have Mutual Aid agreements with its Local Municipalities and neighbouring Districts, Western Cape Government and the Winelands Fire Protection Association. They will assist our Fire Service at Major Incidents and when we experienced a high number of fires or major fires and our resources are stretched to the limit.

Desired state (This section refers to your desired state or position you would like the division to be in at the end of 5-year cycle)

Human Capital:
The revised organisational structure must be approved, job descriptions drafted in line with the staffing regulations, post be at TASKED, funded and filled.
The reservists programme to be continued to provide for an accredited training opportunity and skill for unemployed youth in our community, so that they are more employable for the Fire and Rescue industry throughout the world.

Infrastructure:
• An improved radio network with at least 85% coverage, that is compatible with other role players within the Western Cape Province.
• Revamping the control room in Stellenbosch to an Emergency Communication Centre that serves the entire Municipality and our community.
• At least Nuiwedrift Fire Depot is upgraded and repaired.
• The training simulators must be in place and our accreditation maintained and expanded in order to meet the Local Government staffing regulations and upskill Fire Services personnel throughout the District and those of our partners.

Fire Fighting Resources:
It has been proven that an integrated multi-disciplinary response to veld and mountain fires are most effective, to save lives, livelihoods and keep damages to property to a minimum.

Therefore, the compliment of Fire Services vehicles must be well maintained and replaced when it becomes redundant, and budget must be secured for aerial resources and ground firefighting teams.

Mutual Aid Agreements:
Agreements are regularly reviewed and maintained to ensure that assistance is available when required, thus ensuring service delivery to our Community.

Major operational items for 2024/25 – 2026/27	Purpose of item	Allocated budget
1. Ground Crews	These self-sustained groundcrews assist professional fire fighters at veld and mountain fires.	2024/2025 – R 7.400.000 2025/2026 – R 9.351.643 2026/2027 – R 10.790.000
2. Helicopters	Helicopters do water drops on the fire line so that the area is cool enough for fire crews to extinguish the fire.	2024/2025 - R 10.037.754 2025/2026 – R 9.955.000 2026/2027 – R 13.264.330

Major capital items for 2024/25– 2026/27	Purpose of item	Allocated budget
1. Building upgrades/ repairs – Nuiwedrift Fire Depot	To house staff, specialised vehicles and equipment in a healthy and safe environment.	2024/2025 – R15.000.000
2. Major 4x4 Firefighting Vehicle	Replaces aged vehicle which is not fit for purpose anymore.	2025/2026 – R5.300.000 2026/2027 – R5.400.000
3. Building upgrades/ repairs – Robertson Fire Depot	To house staff, specialised vehicles and equipment in a healthy and safe environment.	2026/2027 – R8.000.000

CAPE WINELANDS DISTRICT
MUNICIPALITY • MUNISIPALITEIT • UMASIPALA

DIVISION

Socio Economic Development

Predetermined objective:

To facilitate environmentally sustainable economic development planning through the development and maintenance of strategic partnerships, investment attraction, retention and opportunities, SMME support and development, skills development and information knowledgement.

Legislative context for division:

Constitution of the Republic of South Africa

152. Objectives of local government:
(c) to promote socio and economic development.
153. Developmental duties of municipalities:
(a) structure and manage its administration and budgeting and planning processes to give priority to the basic needs of the community, and to promote the social and economic development of the community.

Local Government: Municipal Structures Act

84. Division of functions and powers between district and local municipalities
(m) Promotion of local tourism for the area of the district municipality.

National Framework for Local Economic Development (LED) 2018-2028

The National Framework for LED (2018) sets out its understanding of the role and responsibilities of the different spheres of government in terms of LED.

The Tourism Act, 1993 (Act No 72 of 1993) as amended

Makes provision for:

i). The promotion of tourism to and in the Republic.
ii). Further regulation and rationalisation of the tourism industry.
iii). Measures aimed at the maintenance and enhancement of the standards of facilities; and
iv). Services hired out or made available for the tourism industry.

Tourism Second Amendment Act (Act 70 of 2000)

i) To amend the Tourism Act 1993, so as to insert certain definitions.
ii) To further provide for the training and registration of tourist guides.
iii) To make provision for a code of conduct and ethics for tourist guides.
iv) To regulate the procedure for lodging complaints.
v) To make provision for the endorsement of certain registers.

Western Cape Investment and Trade Promotion Agency Law, 1996 (Act 3 of 1996), and Western Cape Tourism Act (Act 1 of 2004).

This act regulates the formal corporative legislated functions of tourism in the Western Cape Province as follows:

i) To amend the Western Cape Investment and Trade Promotion Agency Law, 1996.
ii) To provide for the amendment of the procedure in terms of which directors are nominated.
iii) To provide for the amendment of the powers and duties of directors.
iv) The funding provisions for the Agency.
v) The repeal of the Western Cape Investment and Trade Agency constitution.
vi) Provide for matters incidental thereto.

Current state of function

1. LED and Tourism unit in the CWDM has been established during 2003 and in full operation towards the end of 2004.

2. The unit is divided into two sub-sections:

3. LED and Tourism

4. LED is divided into two sub-sections:
   (a) LED Information and Knowledge Management
   (b) LED Projects

5. Tourism is divided into two sub-sections
   (a) Tourism Marketing
   (b) Tourism Product Development

6. The LED and Tourism unit has formal working relationships with WESGRO, SAT, 13 LTAs, 5 B-municipalities, DEDAT, Department of Agriculture, DTi, chambers of commerce and the various LED and tourism stakeholders within the region.

7. The unit fulfils the role of regional local economic development and as the regional tourism organisation (RTO) for the CWDM.

8. The unit is providing financial and non-financial support to the Bs, LTAs and relevant tourism stakeholders regarding marketing, product development, networking, capacity building, training and mentoring.

Desired state (This section refers to your desired state or position you would like the division to be in at the end of 5-year cycle)

1. To ensure that all LED and tourism staff adheres to the requirement of the new staff regulations applicable to Local Government

2. Continuing building and strengthening partnerships and collaboration by mobilising resources for Social, Economic and Rural Development in the Cape Winelands District

3. To strive to re-establish the region as the preferred tourism destination for domestic (internal), inbound (national) and outbound (international) tourism.

4. Continue to explore in collaboration with WESGRO new markets for Cape Winelands products and services.

5. Continue to provide a platform for SMMEs in the district to penetrate new markets for their products and services.

6. The Cape Winelands District will endeavour to create a premier location for innovation and new firm creation by both encouraging entrepreneurship and innovation from local residents and attracting aspiring entrepreneurs from outside the region.

7. To strengthen the existing business relationships with WESGRO, SAT, 15 LTAs, 5 B-municipalities and the various tourism stakeholders within the region.

8. To investigate new approaches in engaging tourists and tourism stakeholders, physically, emotionally, online and in destination, pre/ post and during both high and low seasons, towards increasing visitors into the region.

Tourism

Planned projects for 2024/2025 (take IDP needs inconsideration)	Purpose of project	Allocated budget
1. LTA Projects	Supporting the development of new tourism projects and creating tourism awareness for local communities within the region.	R390 000
2. Tourism Training	Capacity building, training, skills development and mentoring to Tourism Staff and relevant stakeholders.	R950 000
3. Township Tourism	Provision of financial and non-financial support for existing and developing new tourism routes.	R500 000
4. Women In Tourism	Capacity building, empowering and support for Women owned tourism businesses.	R50 000
5. Media Educationals	Promote hidden tourism gems and experiences within the Cape Winelands region	R300 000
6. Tourism Campaign	Promote and market the Cape Winelands District Municipality as a preferred tourism destination during the low tourism season	R439 000
7. Tourism Events	To increase visitors into the region with a special focus on the hinterland areas.	R477 000
8. Tourism Month	To encourage South Africans to travel domestically to increase awareness of local tourism products on offer, help sustain jobs and support the recovery of the economy.	R71 000
9. Mayoral Tourism Awards	To recognise tourism products who contributes positive to the promotion of tourism in the region.	R200 000

LED

Planned projects for 2024/2025 (take IDP needs inconsideration)	Purpose of project	Allocated budget
1. . SMALL SCALE FARMERS SUPPORT PROGRAMME	Small Scale Farmers & Small and Medium Agro-Enterprises (SMAEs) Project. Value-added processing and manufacturing give Cape Winelands producers and agri-businesses exponential benefit from the raw products and services they produce. Facilitate rural diversification through small and medium agro-enterprises (SMAEs) and employment in the rural non-farm economy can help to build resilient livelihoods in rural areas. Value-addition for agricultural products will seriously be considered to advance diversification of the rural economy.	R500 000

LED

Planned projects for 2024/2025 (take IDP needs inconsideration)	Purpose of project	Allocated budget
2.ENTREPRENEURIAL SEED FUND PROGRAMME	Continue with Entrepreneurial Seed Fund Project. Investing in small business by 'Grow your own' through provision of seed funding for small businesses. The Entrepreneurial Seed Fund programme has been a partnership programme between the CWDM and its five local municipalities.	R500 000
3. SMME BUSINESS TRAINING AND MENTORSHIP DEVELOPMENT	Continue with Training and mentorship project. The CWDM training and mentorship programme was developed to assist the SMMEs that were receiving Entrepreneurial Seed & Small-Scale Farmer Support Funding from the municipality through providing business training and one-on-one mentorship to these SMMEs.	R550 590.32
4.BUSINESS RETENTION & EXPANSION PROGRAMME	The Business Retention & Expansion Programme is a comprehensive economic development programme that builds locally based strategies to support businesses, retain and create new jobs and grow opportunities for the district economy. It includes all efforts to encourage the survival and growth of existing businesses by helping firms to become more productive and thus more competitive.	R550 000
5.INVESTMENT ATTRACTION PROGRAMME: • Trade Investment Project (Namibia Tourism Expo) • CW Tourism Expo • Investment Programme: Digital Tourism • Investment Programme: Wine Tourism	Trade Investment Project (Namibia Tourism Expo): Continue to explore in collaboration with WESGRO new markets for Cape Winelands products and services. Continue to provide a platform for SMMEs in the district to penetrate new markets for their products and services. CW Tourism Expo: The CWDM will continue to host a tourism expo in the Cape Winelands that gives wine, tourism, and other related businesses an opportunity to market and sell their products. Investment Programme (Digital Tourism): From numerous surveys conducted internationally, it is now generally known that most millennials would rather text than make a call. From tourism trends we know that they travel more frequently than any other generation before them. It becomes therefore crucial that we need to make the most of mobile tourism marketing. It is important to tell our marketing story where consumers want to see it the most and that is on mobile. Continued support and innovation for the Tourism Town mobile Apps and the Cape Winelands Routes and Events App. CWDM have also embarked on assisting LTAs with capturing visitor data. CWDM will assist LTAs with renewing their license via VINPRO (Flow Networks). CWDM is assisting LTAs with the purchasing of compatible routers and licenses during the 2023/2024 financial year for this specific project. Investment Programme: Wine Tourism. Continue to work with organisations such as VINPRO, WESGRO and Wines of South Africa (WOSA) to support innovative developments and programmes in wine tourism.	R500 00 R2 000 000 R120 000 R250 000

Major operational items for 2024/25 – 2026/27	Purpose of item	Allocated budget
1.Branding items	Gift and promotions items in promoting the region as the preferred tourism destination.	R200 000
2. Tourism exhibitions	Promoting and marketing Cape Winelands region as the preferred tourism destination to domestic, inbound and outbound tourist on various platforms.	R750 000
3. Brochures & e-brochures	Printing, publications and books for tourism marketing purposes.	R190 000

Sector Plan	Review date
Cape Winelands Regional Socio Economic Development Strategy	To be determined

Challenges:

- Lack of buy-in from Stakeholders
- Climate change
- Load Shedding
- Limited funding to support new projects
- Capacity challenges

SPATIAL PLANNING AND ENVIRONMENTAL MANAGEMENT

Legislative context for division:

a) Spatial Planning:
Cape Winelands District Municipal Spatial Development Framework (CWDM SDF); compile, review and amend internally in terms of the Municipal Systems Act (32 of 2000), the Spatial and Land Use Management Act (16 of 2013), and the Western Cape Land Use Planning Act (3 of 2014).

Municipal Planning Tribunals (MPTs); serve on MPTs in terms of Section 36 of the Spatial and Land Use Management Act (16 of 2013).

b) Environmental Resource Management:
Natural Resource Management programmes; projects pertaining to water and biodiversity conservation in terms of the,
- National Environmental Management: Biodiversity Act, 2004
- National Environmental Management: Protected Areas Act, 2003

c) Geographic Information Systems:
Geographic information systems and spatial data management in accordance with the Spatial Data Infrastructure Act, 2003 (Act No.54 of 2003).

Current state of function	Desired state (This section refers to your desired state or position you would like the division to be in at the end of 5-year cycle)
The Spatial Planning and Environmental Management Division consist of 1 post/warm body. Project output and networking with stakeholders are subject to the availability of a single person. A Job Description for a vacant post to grow the staff component was submitted to the Regional Task Committee for approval.	The desired state is to appoint a Conservation Ecologist & GIS Specialist (single post). Strategic and project outputs across the three functional areas (Spatial Planning, Environmental Management and GIS) will increase as well as networking and taking part in relevant function related initiatives.

Planned projects for 2024/2025 (take IDP needs inconsideration)	Purpose of project	Allocated budget
1. Invasive Alien Vegetation Management		R2 217 000, 00
2. River Rehabilitation		R 100 000, 00

Sector Plan	Review date
CWDM Spatial Development Framework (2021-2026)	2025/2026

Challenges:

Appointment of vacant post; The outcome of the Job Description process is unknown.

RURAL AND SOCIAL DEVELOPMENT

Legislative context for division:

Municipal Finance Management Act

Legislative context for division:

• Section 153 of the South African Constitution (Act 108 of 1996) defines developmental duties for all categories of Municipalities, stating that a Municipality must:

(a) Structure and manage its administration, budgeting and planning processes to give priority to the basic needs of the community; and to promote the social and economic development of the community; and must

(b) Participate in national and provincial development programmes.

• Constitutional Schedules 4B and 5B define the core functional services of local government, which need to be effectively planned, delivered and regulated, as the foundation for social & community development in our Municipal Integrated Development Plans and performance management systems.

Policy Alignment

National Development Plan

- ***Chapter 3: Economy and Development*** *(e.g. economic & social infrastructure investment)*
- ***Chapter 6: Inclusive Rural Economy*** *(e.g. EPWP, skills training,)*
- ***Chapter 9: Improving education, training and innovation*** *(e.g. awareness and capacity building programmes)*
- ***Chapter 10: Health Care for all*** *(e.g. HIV/AIDs, TB, Alcohol abuse)*
- ***Chapter 11: Social Protection*** *(e.g. food security, opportunities for unemployed, public employment)*
- ***Chapter 12: Building Safer Communities*** *(e.g.16 days of activism, domestic violence awareness, holiday programmes)*
- ***Chapter 15: Nation Building & Social Cohesion*** *(e.g. sport, recreation, arts and culture)*

Cape Vision 2040

- ***Enterprising Cape*** *(e.g. EPWP; social enterprise creation; entrepreneurship)*
- ***Living Cape*** *(e.g. multi-opportunity communities)*
- ***Educating Cape*** *(e.g. skills development, innovation)*
- ***Leading Cape*** *(Leadership skills training, Grade 12 top achiever's awards)*

Current state of function	Desired state (This section refers to your desired state or position you would like the division to be in at the end of 5-year cycle)
9. Rural and Social development unit in the CWDM has been established during 2008 and in full operation towards mid-year of 2009.	9. To ensure that all Rural and Social development staff adheres to the requirement of the new staff regulations applicable to Local Government
10. The unit is divided into two sub-sections: (c) Tourism Marketing (d) Tourism Product Development	10. To strengthen the existing partnerships with various state departments, NGO's, NPO's and sport federations at large within our region.
11. The Rural and Social development unit has formal working relationships with Department of Social Development, department of Education and department of health in our region, Sport federations, DCAS, NGO's and NPO's within our region.	
12. The unit fulfils the role of support social development and the B- Municipalities on their unfunded mandates.	
13. The unit is providing financial and non-financial support to the NGO's, Sport Federations, Clubs , NPO's and relevant stakeholders regarding rendering social development services to communities.	

Planned projects for 2024/2025 (take IDP needs inconsideration)	Purpose of project	Allocated budget
10. Community support Programme	Funding is provided to support civil society organizations in rendering services focusing on poverty alleviation and rural development amongst rural poor and impoverished households. This programme enhances the capacity of beneficiary organisations to render service that will contribute to the achievement of our strategic objectives	R400 000
11. Disabled	This project aims to improve the livelihoods of people with disabilities and to address social barriers that exclude people with disabilities from the various systems of society. Accessibility is important to achieve the principles of full inclusion, equality and participation in mainstream society. Skills training programmes for persons with disabilities provides access to employment in the open Labour market. The provision of assistive devices enhance removes social and educational barriers that exclude persons with disabilities on the basis of their hearing, visual and physical impairments. The commemoration of the International Day for Persons with Disabilities was implemented as part of the interventions in support of breaking barriers and stigma posed to people with disabilities in the district.	R795 990

Planned projects for 2024/2025 (take IDP needs inconsideration)		Purpose of project	Allocated budget
12.	ECD	Chapter 6 of the Children's Amendment Act (2006) clearly states that successful ECD is a joint effort between parents, the community and the government and to which many individuals in the community must contribute. In promoting the rights of the child as enshrined in these policies Municipalities should play a central role in partnership with provincial and national government. For the past years CWDM has invest on various programs to better the education of Early Childhood Development, because it's not about care and protection of children but also the development of young children. Also to ensure that these babies and toddlers go to a crèche that has the facilities to give children a good start in life.	R200 000
13.	Women	Women month's programmes are implemented in partnership with various stakeholders during August. These programmes focus on empowerment of women and raise awareness on issues of Gender Based Violence. The partners included the Worcester Thuthuzela Care Centre, Department of Social Development, Legal Aids South Africa-Worcester; ACVV, FAMSA, BADISA, SAPS and the Women's Network. Material support is provided to survivors of sexual offences through the Thuthuzela Care Centre and SAPS.	R349 890
14.	Families and Children	Families are the corner stone of communities. Dysfunctional families lead to dysfunctional communities. Interventions to support vulnerable families are vital in alleviating abuse, neglect and poverty. The project aims to strengthen the capacity of families and communities to care for and protect children. Through this project poor rural schools were afforded opportunities to embark on educational excursion which are related to the school curriculum	R601 500

Planned projects for 2024/2025 (take IDP needs inconsideration)		Purpose of project	Allocated budget
15.	Youth	Youth Development initiatives are crucial for the economy and the prevention of social crimes. The municipality implement Youth Dialogues; Life Skills Camps; Young People @ Work Workshops; Media Training Workshops for unemployed youth in partnership with Government Departments; Koinonia; B-Municipalities and Civil society organisations. These programmes are implemented to address issues that are affecting youth. Activities like career exhibitions, honouring of the Grade 12 Top Achievers awards, Matric Motivation programmes and Spring school programmes are supported in order to enhance opportunities for Grade 11 and 12 Learners. Youth month initiatives are implemented to raise awareness on available skills training, employment and SMME development opportunities.	R624 000
16.	HIV/AIDS	HIV and AIDS impact on the sustainability of communities and their development conditions. The implementations of interventions are crucial in ensuring that the vulnerability of infected and affected persons are increased. The interventions namely HIV/Aids awareness campaigns, World Aids Day, HIV/Aids &Male circumcision; HIV & breastfeeding and 16 Days of Activism against the Abuse of Women and Children are implemented in partnership with the Multi Sectoral Action Team (MSAT) structures in each B-Municipal area. These programmes focus on reversing the effects of the HIV/AIDS pandemic and support to infected and affected families in the district. Educational items were provided for children living with HIV/AIDS ECD programme. The Ithemba Fun walk is implemented annually in partnership with Department of Education to raise awareness on HIV/AIDS amongst primary schools	R349 890
17.	Elderly	Through the implementation of such a project, the Municipality strives to maintain and protect the status, wellbeing, safety and rights of older persons. This project also aims to promote and create an enabling environment for elderly to participate actively in healthy lifestyle, wellness and cultural activities. The vibrant partnership with Service Centres, Western Cape Older Persons forum, Age –in-Action; B-Municipalities; Department of Health, Department of Social Development and Department of Cultural Affairs and Sport contributes to the successful implementation of this project.	R342 240

Planned projects for 2024/2025 (take IDP needs inconsideration)	Purpose of project	Allocated budget
18. Sport, Recreation and Culture	Sports Statistics have shown that sport and recreation participation plays a big role in the decrease of the crime rate and crime activity in communities who regularly participate in sport and recreation. Community based mass participation recreation, cultural and sports development programmes focus more non-competitive fun rather than competitive sport so as to create and build social cohesion among youth and in communities. The objectives of these programmes are to promote social development, youth empowerment, social cohesion and community upliftment. Sports, recreational and cultural programmes provide opportunities for vulnerable groups to participate in mass participation programmes. It allow children, families, senior citizens, disabled, men and women to participate in and attend numerous events that would have otherwise been denied.	R3 307 410
19. Skills development	Skills development is identified as one of the priority needs for sustainable development in rural communities within the Cape Winelands District Municipality. Violence, social isolation and low education levels makes young unemployed women more vulnerable and increases their risks of sexual exploitation. Economic empowerment opportunities reduce conditions of vulnerability and improve the resilience of young women. Young people and women are the important focus and a priority because the lack of skills development contributes to increasing unemployment rate amongst them in rural areas. Skills development programmes enhance the employability and SMME development amongst women and youth. The municipality identify training needs in partnership with B-municipalities, Department of Social Development and NGOs and rotate amongst the B-municipal areas each year.	R300 000

Challenges:

- Lack of buy-in from B= Municipalities and sector departments
- Climate change
- Load Shedding
- Limited funding to support new projects.
- Capacity challenges

SO2
Technical Services



CAPE WINELANDS DISTRICT
MUNICIPALITY • MUNISIPALITEIT • UMASIPALA

DIVISION

Roads

Predetermined objective:

To comply with the administrative and financial conditions of the Western Cape Government roads agency function agreement.

Legislative context for division:

- **CWDM is performing an Agency-function for WCG in terms of a Memorandum of Agreement.**
- **Under this mandate CWDM maintains and does limited construction on the 1232km surfaced roads and 3127km gravel roads within its boundaries.**
- **Under this agreement WCG will supply the fleet and vehicles, with CWDM providing the staff and buildings.**
- **An annual budget is provided to CWDM by WCG to perform its mandate, with CWDM claiming expenditure monthly.**
- **CWDM is paid a %-fee to provide supporting services i.t.o. HR, SCM, etc**

Current state of function	Desired state (This section refers to your desired state or position you would like the division to be in at the end of 5-year cycle)
Due to a shortage of operators, drivers, graders, water trucks and material from distant commercial quarries, the Roads division is currently struggling to execute its maintenance mandate. Over the last year, continuous floods in the area added to the operational challenges.	Have the manpower, fleet and materials to, at a predetermine schedule, maintain the gravel and tar road network in the region. To provide a service level to the public and farmers that will allow them to travel safe and get produce to markets at acceptable quality. Have minimum complaints on poor gravel roads.

Planned projects for 2024/2025 (take IDP needs inconsideration)	Purpose of project	Allocated budget
1. Fencing of borrow pits	To allow mining of borrow pits and to regravel nearby roads at a cheaper than commercial cost	Tenders to be funded from Road budget – R400 000

Major operation items for 2025/2026 – 2026/2027	Purpose of item	Allocated budget
1. Start boreholes in road reserve programme	To start with wet blading which will allow gravel roads to perform better and last longer between blading cycles	Tenders to be funded from Road budget – R1 000 000 annually for 24/25 – 26/27

Sector Plan	Review date
3-Year BUSINESS Plan (2023 – 2026)	July 2026

Challenges:

Limited budgets allocations from Western Cape Government may lead to postponement of projects.

CAPE WINELANDS DISTRICT
MUNICIPALITY • MUNISIPALITEIT • UMASIPALA

DIVISION

Project Management

Predetermined objective:

To implement sustainable infrastructure services.

Legislative context for division:

- **District Municipality**

Section 84 of the Municipal Systems Act (Act 32 of 2000) assigns a function of waste disposal to District Municipalities. Not all District Municipalities are fulfilling this role. However, when the need arises for a Regional Landfill, the District Municipality must perform this role.

- **Local Municipalities**

The NEM:WA (Act 59 of 2008) requires local authorities to implement mechanisms for the provision of waste collection services including collection, storage and disposal. Local authorities are also required to facilitate recycling and waste diversion from landfill and manage waste information appropriately.

Current state of function	Desired state (This section refers to your desired state or position you would like the division to be in at the end of 5-year cycle)
Currently the Waste Function lies with the Local Municipalities but due to the state of the airspace of the Landfill Sites, which have reached the end of their lifespan and needs to be closed, it was important for the District Municipality to start with the process of establishing a Landfill Site to accommodate Langeberg -, Breede Valley - and Witzenberg Municipalities. The implementation of the project was delayed several times due to objections and legal processes pertaining to the said objections.	CWDM's objective is to implement the Landfill Site within the 5-year cycle and to be operational around March 2025. CWDM also foresee the implementation of a Waste Awareness Programme within all the 5 Local Municipalities to assist them with minimization of waste to landfill within the next financial year.

Planned projects for 2024/2025 (take IDP needs inconsideration)	Purpose of project	Allocated budget
1. Construction of Regional Landfill Site	The project will consist of the construction of landfill infrastructure as well as Cell 1 to assist the Langeberg -, Breede Valley - and Witzenberg Municipalities with the solid waste function as all these municipal current landfill sites have a lack of capacity and must be closed down.	R 20 000 000 (2024/25) R 87 000 000 (2025/26)

Major operation items for 2025/2026 – 2026/2027	Purpose of item	Allocated budget
1. Operation of Landfill Site	The CWDM did a Section 78 investigation and as a result, the new Landfill Site will be managed and operated by an external service provider due to capacity and skill shortages in the Technical Services Department.	This tender is still in evaluation phase and the cost will be determined with the awarding of the tender.

Sector Plan	Review date
Integrated Waste Management Plan	April 2024

Challenges:

None at this stage.

CAPE WINELANDS DISTRICT
MUNICIPALITY • MUNISIPALITEIT • UMASIPALA

DIVISION

Regulation Passenger Transport Services

Predetermined objective:

To increase levels of mobility in the whole of the Cape Winelands District area.

Legislative context for division:

- **NATIONAL LAND TRANSPORT ACT (NLTA) ACT5 OF 2009**

In terms of the National Land Transport Act (NLTA), Act 5 of 2009 requires all Planning Authorities to compile an Integrated Transport Plan, which is a specific sector plan that feeds into the Integrated Development Plan (IDP) of the relevant authority. The DITP also supports and forms part of the development of the Provincial Land Transport Framework (PLTF).

Current state of function	Desired state (This section refers to your desired state or position you would like the division to be in at the end of 5-year cycle)
The division is functioning well. However, there is a challenge of Shortage of Personnel.	To have enough capacity to perform all the duties of the division.

Planned projects for 2024/2025 (take IDP needs inconsideration)	Purpose of project	Allocated budget
1. Transport Register and Operating Licence for Drakenstein local Municipality.	To guide the municipalities on the award of operating licences for non-contracted un-scheduled minibus-taxi services.	R 939 000
2. Road Safety	Greater road safety awareness and responsibility for own safety on our rural road network	R 928 000
3. Sidewalk and embayment's	Greater road safety awareness and responsibility for own safety on our rural road network	R 3.5 000 000

Sector Plan	Review date
CAPE WINELANDS DISTRICT INTEGRATED TRANSPORT PLAN 2022-2027	Approved date 20 March 2023

Challenges:

Shortage Of Personnel.



SO3
Financial and Strategic Support Services

CAPE WINELANDS DISTRICT
MUNICIPALITY • MUNISIPALITEIT • UMASIPALA

DIVISION

Administrative Support Services

Predetermined objective:

To facilitate and enhance sound strategic support services.

Legislative context for division:

- Provide administrative support services to the Council and Mayoral Committee of the Cape Winelands District Municipality, established in terms of the Local Government: Municipal Structures Act, 1998 (Act No. 117 of 1998), as well as any other statutory committees.
- Assist the Municipal Manager with the executive of administrative functions in terms of section 55 of the Local Government: Municipal Systems Act, 2000 (Act No. 32 of 2000), where applicable.
- Manage the records of the Cape Winelands District Municipality in a well-structured record keeping system in terms of section 9 of the Provincial Archives and Records Service of the Western Cape Act, 2005 (Act No. 3 of 2005).
- Ensure that the District Municipality and its employees comply with the requirements imposed by the Protection of Personal Information Act, 2013 (Act No. 4 of 2013).

Current state of function	Desired state (This section refers to your desired state or position you would like the division to be in at the end of 5-year cycle)
Currently a hybrid administrative model in place	Paperless committee system

	Major operation items for 2025/2026 – 2026/2027	Purpose of item	Allocated budget
1.	Security Services	To safeguard property, assets, employees and visitors of the CWDM	R5,000,000

	Major capital items for 2024/25– 2026/27	Purpose of item	Allocated budget
1.	Sedan vehicles	To ensure that the CWDM has a fit for purpose, safe, reliable and cost-effective vehicle fleet in place	R700,000
1.	Photocopiers	Ensure effective reprography services	R1,200,000

INFORMATION ON RECORDS MANAGEMENT

Section 9 of the Provincial Archives and Records Service of the Western Cape Act, 2005 (Act No. 3 of 2005) requires the Cape Winelands District Municipality to manage its records in a well-structured record keeping system, and to put the necessary policies and procedures in place to ensure that its record-keeping and records management practices comply with the requirements of the Act. Information is a resource of the same importance to good management as other standard resources like people, money and facilities. The information resources of the Cape Winelands District Municipality must therefore be managed as a valuable asset. Appropriate records management is a vital aspect of maintaining and enhancing the value of this asset.

Records management policy documents of the Cape Winelands District Municipality are developed in accordance with the Provincial Archives and Records Service of the Western Cape Act, 2005 (Act No. 3 of 2005) as well as to the National Archives and Records Service of South Africa Act (Act No. 43 of 1996). In order to support continued service delivery and provide the necessary accountability, the District Municipality should create and maintain authentic, reliable and usable records.

Sound records management is fundamental for good governance and effective and efficient administration. It also provides a basis for accountability and protects the rights of individuals. The Cape Winelands District Municipality must ensure that the integrity of the records is protected for as long as they are required as evidence of business operations by managing the information resources for good records management practices stipulated in the legislation.

All personal information provided to the Registry will thus not be distributed to third parties and will be used only for the benefit of the Cape Winelands District Municipality and for the purposes it was collected for. In addition, all personal information will be filed and stored securely in an appropriate filing facility which will not be accessible to any unauthorised person and digital copies of personal information will be safeguarded by a variety of native security mechanisms. Once the personal information is no longer required, it will be destroyed according to the prescribed and approved retention schedules. Records management policy documents also provide the mandate, mission and objectives of the District Municipality to ensure appropriate physical care of records.

Management has a responsibility to ensure that Cape Winelands District Municipality creates and have access to complete and credible information resources to enable the decision-making process to be in the best interest of the public. Information is one of the key resources required to run an efficient organization.

For example, well-organized records:

(a) Enable an organization to find the right information easily and comprehensively.

(b) Enable the organization to perform its functions successfully and efficiently and in an accountable manner.

(c) Support the business, legal and accountable requirements of the organization.

(d) Ensure the consistent delivery of services.

(e) Support and document policy formation and administrative decision-making.

(f) Provide continuity in the event of a disaster.

(g) Protect the interest of the organization and the rights of employees, clients and present and future stakeholders; and

(h) Support and document the organization's activities, development and achievements.

CAPE WINELANDS DISTRICT
MUNICIPALITY • MUNISIPALITEIT • UMASIPALA

DIVISION

Supply Chain Management

Predetermined objective:

To facilitate and enhance sound financial support services.

Legislative context for division:

The legal regulation of public procurement is constitutionalised. Section 217(1) of the Constitution provides that organs of state must contract for goods or services in accordance with a system that is fair, equitable, transparent, competitive and cost-effective.

Subsection 217 (1) does not prevent the organs of state referred to in that subsection from implementing a procurement policy providing for—

(a) categories of preference in the allocation of contracts; and
(b) the protection or advancement of persons, or categories of persons, disadvantaged by unfair discrimination.

Section 217(3) stipulates that National legislation must prescribe a framework within which such a policy must be implemented.

The procurement principles enunciated in the Constitution have been given further legislative impetus by, amongst others, section 112(1) of the Municipal Finance Management Act, 2003 which provides:

“The supply chain management policy of a municipality must be fair, equitable, transparent, competitive and cost-effective and comply with a prescribed regulatory framework for municipal supply chain management”.

The same principles are repeated in the Municipal Supply Chain Management Regulations, 2005 which require the accounting officer to develop an effective and efficient supply chain management system that is fair, equitable, transparent, competitive and cost effective.

Current state of function	Desired state (This section refers to your desired state or position you would like the division to be in at the end of 5-year cycle)
Administrative, rigid and reactive supply chain management system operating in isolation of the broader strategic planning and management of the municipality.	Having a Supply chain management (SCM) system that that contributes to efficient, effective and economical spending of municipal budgets, and achieving critical outputs and outcomes identified in the Integrated Development Plan.

Challenges:

- Capacity constraints to effectively implement legislative changes and enhanced operational initiatives relevant to t he supply chain management environment.
- Complex, complicated, fragmented, and inconsistent regulatory requirements
- Undesirable Level of Demand Planning
- Lack of Innovative tools and technology

Chapter 5

Support to Local Municipalities

-

Financial Impact (2024/25)



All projects, planning initiatives and programmes are implemented within the jurisdiction areas of the applicable local municipalities or district wide, as illustrated in the following table:

District Wide Support		
Type of support	**Deliverable**	**Financial Impact**
Subsidies – Water & Sanitation	Number of farms serviced (44) – Educationals (20)	R 1000 000
Environmental Health Education	Number of theatre performances	R 639 000
Clearing of road reserves	643 km cleaned	R 1 430 000
Rural infrastructure support	Provision of water services to schools	R 600 000
Renewable Infrastructure – Rural Areas	Solar systems supply to farmers	R 1 000 000
Upgrading of Sport Facilities	Number of Sport Facilities upgraded	R 700 000
Entrepreneurial Seed Funding	Number of SMME's supported	R 500 000
Business Retention Expansion Programme	Number of action plans for tourism sector	R 550 000
Investment Attraction Programme	Number of projects implemented	R 370 000
Small Farmers Support Programme	Number of small farmers supported	R 500 000
SMME Training and Mentorship	Number of processes implemented	R 532 000

Tourism Business Training	Number of training and mentoring sessions	R 950 000
Tourism Educational	Number of educational	R 260 000
Tourism Month	Tourism month activities	R 171 000
Township Tourism	Number of SMME's linked with formal economy	R 500 000
LTA Projects	Number of LTA's participating	R 390 000
Tourism Events	Number of tourism events	R 477 008
Sport Tourism Winter Campaign	Campaign implemented	R 889 000
EPWP Invasive Alien Management Programme	Number of hectares cleared	R 2 217 000
HIV/AIDS Programme	Number of HIV/AIDS Programmes implemented	R 161 900
Elderly	Number of Active Age programmes implemented	R 342 240

Disabled	Number of interventions implemented which focus on the rights of people with disabilities	R	3 830 400
Community Support Programme	Number of Service Level Agreements signed with community-based organisations	R	400 000
Families and Children (Substance Abuse)	Programmes and support for vulnerable children Provision of sanitary towels Support for ECDs	R	719 700
Early Childhood Development	Number of Early Childhood Development Toolkits distributed	R	199 982
Sport, Recreation and Culture Programmes	Number of programmes	R	3 034 410
Youth	Number of youth development programmes	R	664 000
Women	Number of awareness programmes	R	349 890
Sidewalks and Embayment's	Number of sidewalks and Embayment's completed	R	6 500 000
Road Safety Education	Number of Road Safety Education programmes	R	1 556 000
River rehabilitation (EPWP)	Hectares cleared	R	100 000
Skills Development (EPWP)	Number of skills development initiatives implemented	R	300 000

OFFICE OF THE MUNICIPAL MANAGER

CAPE WINELANDS DISTRICT
MUNICIPALITY • MUNISIPALITEIT • UMASIPALA

NAVRAE/ENQUIRIES/IMIBUZO: HF PRINS
TELEFOON/TELEPHONE/UMNXEBA: 021-888 5272 / 021-888 5130
FAKS/FAX/iFEKSI: 021-887 3451
E-POS/E-MAIL/iE-MAIL: mm@capewinelands.gov.za
U VERW/YOUR REF/iREF YAKHO:
ONS VERW/OUR REF/iREF YETHU: 5/15/1/3/1

Alexanderstraat 46 Alexander Street
✉ 100
STELLENBOSCH
7599

27 February 2024

For attention: Mr D McThomas

The Municipal Manager
Breede Valley Municipality
Private Bag X3046
WORCESTER
6849

By email: mm@bvm.gov.za

Sir,

FINANCIAL ALLOCATION TOWARDS BREEDE VALLEY MUNICIPALITY FOR THE 2024/2025 FINANCIAL YEAR

1. This communiqué serves as a notification to enable Breede Valley Municipality to include allocations from the Cape Winelands District Municipality in their budget and to plan effectively for the spending of such allocations.

2. The Cape Winelands District Municipality intends to provide capacity and support for the local municipalities within its area of jurisdiction. Additional provision has been made in the 2024/2025 Medium Term Revenue Expenditure Framework for an allocation towards **Breede Valley Municipality** of **R500 000.00** (**five hundred thousand rand)** as part of its 2024/2025 budget.

3. In view of the above-mentioned, it will be highly appreciated that Breede Valley Municipality provides the Cape Winelands District Municipality with the final business plan for which the allocation will be used. Business plans must be submitted in order to proceed with the transfer, upon which a concomitant Service Level Agreement (SLA) will be concluded, followed by the relevant allocation in the 2024/2025 financial year.

Yours faithfully

HF PRINS
MUNICIPAL MANAGER

OFFICE OF THE MUNICIPAL MANAGER

CAPE WINELANDS DISTRICT
MUNICIPALITY • MUNISIPALITEIT • UMASIPALA

NAVRAE/ENQUIRIES/IMIBUZO: HF PRINS
TELEFOON/TELEPHONE/UMNXEBA: 021-888 5272 / 021-888 5130
FAKS/FAX/iFEKSI: 021-887 3451
E-POS/E-MAIL/iE-MAIL: mm@capewinelands.gov.za
U VERW/YOUR REF/iREF YAKHO:
ONS VERW/OUR REF/iREF YETHU: 5/15/1/3/1

Alexanderstraat 46 Alexander Street
✉ 100
STELLENBOSCH
7599

27 February 2024

For attention: Dr J Leibbrandt

The City Manager
Drakenstein Municipality
Berg River Boulevard
PAARL
7622

By email: Johan.Leibbrandt@drakenstein.gov.za

Sir,

FINANCIAL ALLOCATION TOWARDS DRAKENSTEIN MUNICIPALITY FOR THE 2024/2025 FINANCIAL YEAR

1. This communiqué serves as a notification to enable Drakenstein Municipality to include allocations from the Cape Winelands District Municipality in their budget and to plan effectively for the spending of such allocations.

2. The Cape Winelands District Municipality intends to provide capacity and support for the local municipalities within its area of jurisdiction. Additional provision has been made in the 2024/2025 Medium Term Revenue Expenditure Framework for an allocation towards **Drakenstein Municipality** of **R500 000.00 (five hundred thousand rand)** as part of its 2024/2025 budget.

3. In view of the above-mentioned, it will be highly appreciated that Drakenstein Municipality provides the Cape Winelands District Municipality with the final business plan for which the allocation will be used. Business plans must be submitted in order to proceed with the transfer, upon which a concomitant Service Level Agreement (SLA) will be concluded, followed by the relevant allocation in the 2024/2025 financial year.

Yours faithfully

HF PRINS
MUNICIPAL MANAGER

OFFICE OF THE MUNICIPAL MANAGER

CAPE WINELANDS DISTRICT
MUNICIPALITY • MUNISIPALITEIT • UMASIPALA

NAVRAE/ENQUIRIES/IMIBUZO: HF PRINS
TELEFOON/TELEPHONE/UMNXEBA: 021-888 5272 / 021-888 5130
FAKS/FAX/iFEKSI: 021-887 3451
E-POS/E-MAIL/iE-MAIL: mm@capewinelands.gov.za
U VERW/YOUR REF/iREF YAKHO:
ONS VERW/OUR REF/iREF YETHU: 5/15/1/3/1

Alexanderstraat 46 Alexander Street
✉ 100
STELLENBOSCH
7599

27 February 2024

For attention: Mr ASA de Klerk

The Municipal Manager
Langeberg Municipality
Private Bag X2
ASHTON
6715

By email: mm@langeberg.gov.za

Sir,

FINANCIAL ALLOCATION TOWARDS LANGEBERG MUNICIPALITY FOR THE 2024/2025 FINANCIAL YEAR

1. This communiqué serves as a notification to enable Langeberg Municipality to include allocations from the Cape Winelands District Municipality in their budget and to plan effectively for the spending of such allocations.

2. The Cape Winelands District Municipality intends to provide capacity and support for the local municipalities within its area of jurisdiction. Provision has been made in the 2024/2025 Medium Term Revenue Expenditure Framework for an allocation towards **Langeberg Municipality** of **R500 000.00** (**five hundred thousand rand)** as part of its 2024/2025 budget.

3. In view of the above-mentioned, it will be highly appreciated that Langeberg Municipality provides the Cape Winelands District Municipality with the final business plan for which the allocation will be used. Business plans must be submitted in order to proceed with the transfer, upon which a concomitant Service Level Agreement (SLA) will be concluded, followed by the relevant allocation in the 2024/2025 financial year.

Yours faithfully

HF PRINS
MUNICIPAL MANAGER

OFFICE OF THE MUNICIPAL MANAGER

CAPE WINELANDS DISTRICT
MUNICIPALITY • MUNISIPALITEIT • UMASIPALA

NAVRAE/ENQUIRIES/IMIBUZO: HF PRINS
TELEFOON/TELEPHONE/UMNXEBA: 021-888 5272 / 021-888 5130
FAKS/FAX/iFEKSI: 021-887 3451
E-POS/E-MAIL/iE-MAIL: mm@capewinelands.gov.za
U VERW/YOUR REF/iREF YAKHO:
ONS VERW/OUR REF/iREF YETHU: 5/15/1/3/1

Alexanderstraat 46 Alexander Street
✉ 100
STELLENBOSCH
7599

27 February 2024

For attention: Ms G Mettler

The Municipal Manager
Stellenbosch Municipality
P.O Box 17
STELLENBOSCH
7600

By email: Geraldine.mettler@stellenbosch.gov.za
mm@stellenbosch.gov.za

Madam,

FINANCIAL ALLOCATION TOWARDS STELLENBOSCH MUNICIPALITY FOR THE 2024/2025 FINANCIAL YEAR

1. This communiqué serves as a notification to enable Stellenbosch Municipality to include allocations from the Cape Winelands District Municipality in their budget and to plan effectively for the spending of such allocations.

2. The Cape Winelands District Municipality intends to provide capacity and support for the local municipalities within its area of jurisdiction. Provision has been made in the 2024/2025 Medium Term Revenue Expenditure Framework for an allocation towards **Stellenbosch Municipality** of **R500 000.00** (**five hundred thousand rand)** as part ofits 2024/2025 budget.

3. In view of the above-mentioned, it will be highly appreciated that Stellenbosch Municipality provides the Cape Winelands District Municipality with the final business plan for which the allocation will be used. Business plans must be submitted in order to proceed with the transfer, upon which a concomitant Service Level Agreement (SLA) will be concluded, followed by the relevant allocation in the 2024/2025 financial year.

Yours faithfully

HF PRINS
MUNICIPAL MANAGER

OFFICE OF THE MUNICIPAL MANAGER

CAPE WINELANDS DISTRICT
MUNICIPALITY • MUNISIPALITEIT • UMASIPALA

NAVRAE/ENQUIRIES/IMIBUZO: HF PRINS
TELEFOON/TELEPHONE/UMNXEBA: 021-888 5272 / 021-888 5130
FAKS/FAX/iFEKSI: 021-887 3451
E-POS/E-MAIL/iE-MAIL: mm@capewinelands.gov.za
U VERW/YOUR REF/iREF YAKHO: 2/3/I/I
ONS VERW/OUR REF/iREF YETHU: 5/15/1/3/1

Alexanderstraat 46 Alexander Street
✉ 100
STELLENBOSCH
7599

27 February 2024

Mr D Nasson
The Municipal Manager
Witzenberg Municipality
P.O. Box 44
CERES
6835

Sir,

FINANCIAL ALLOCATION TOWARDS WITZENBERG MUNICIPALITY FOR THE 2024/2025 FINANCIAL YEAR

1. This communiqué serves as a notification to enable Witzenberg Municipality to include allocations from the Cape Winelands District Municipality in their budget and to plan effectively for the spending of such allocations.

2. The Cape Winelands District Municipality intends to provide capacity and support for the local municipalities within its area of jurisdiction. Additional provision has been made in the 2024/2025 Medium Term Revenue Expenditure Framework for an allocation towards **Witzenberg Municipality** of **R500 000.00 (five hundred thousand rand)** as part of its 2024/2025 budget.

3. In view of the above-mentioned, it will be highly appreciated that Witzenberg Municipality provides the Cape Winelands District Municipality with the final business plan for which the allocation will be used. Business plans must be submitted in order to proceed with the transfer, upon which a concomitant Service Level Agreement (SLA) will be concluded, followed by the relevant allocation in the 2024/2025 financial year.

Yours faithfully

HF PRINS
MUNICIPAL MANAGER

Chapter 6

Organisational Performance Scorecard and Financial Plan

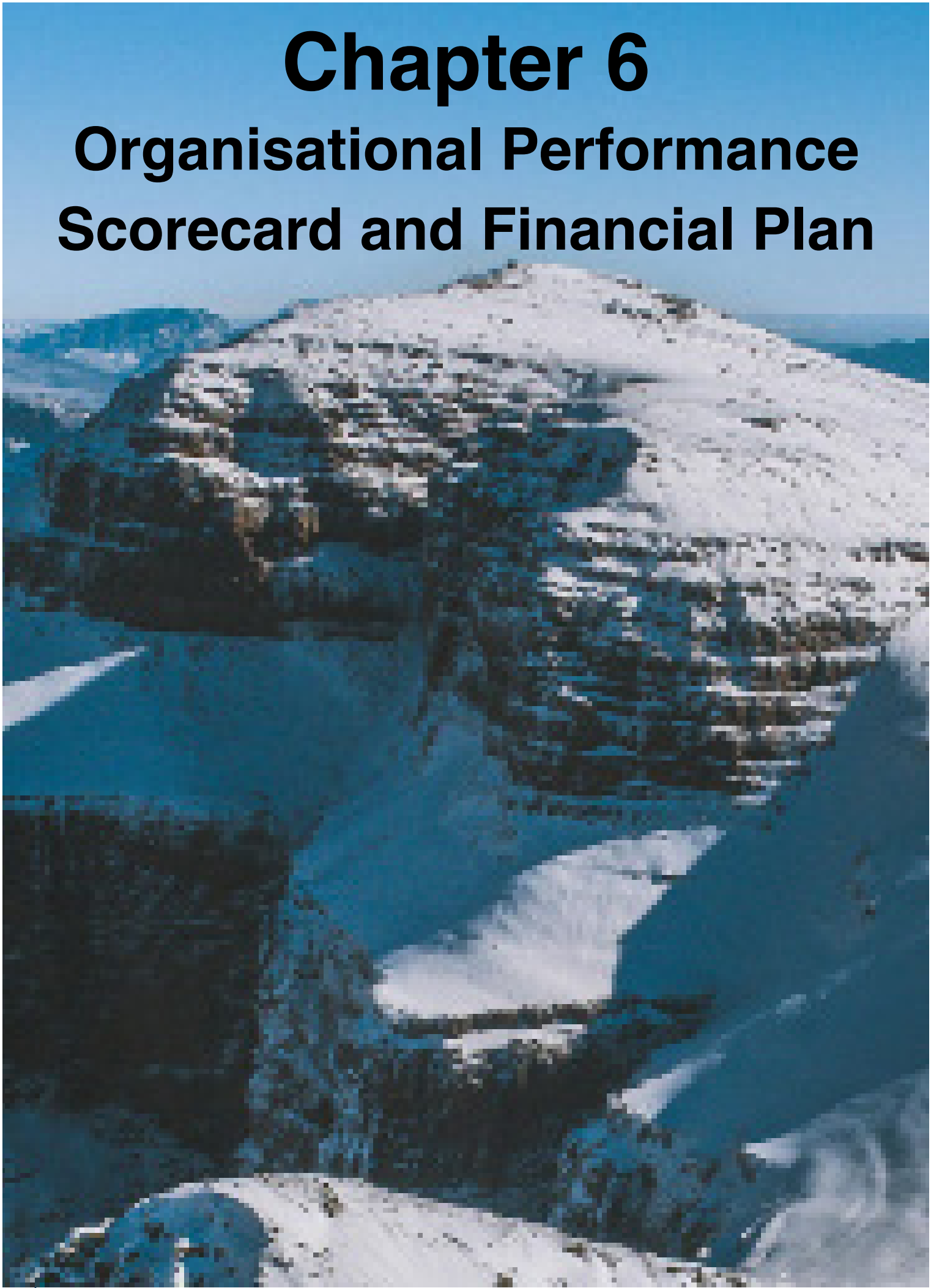

The Cape Winelands District Municipality is currently in the process of reviewing its strategic objectives, pre-determined objectives and KPIs.

The information currently shown in this document is therefore in draft format and will be finalised towards the legislative deadlines in May 2024 (5-year Organisational Scorecard in IDP) and June 2024 (SDBIP)

STRATEGIC OBJECTIVE 1 - Creating an environment and forging partnerships that ensure social and economic development of all communities, including the empowerment of the poor in the Cape Winelands District						Quarterly Targets				
CWDM PDO	PDO Nr	Outcome Indicator	KPI Nr	Key Performance Indicator	Baseline	Annual Target Year 1	Annual Target Year 2	Annual Target Year 3	Annual Target Year 4	Annual Target Year 5
1.1	1.1.1	To administer an effective environmental health management system in order to achieve the environmental health objectives set.	1.1.1.1	Monthly report to PGWC on all MHS matters by the 15th of the following month (Signed report).	12	12	12	12	12	12
	1.1.2	To facilitate effective environmental pollution control through identification, evaluation and/or monitoring to prevent air pollution.	1.1.2.1	Submission of the annual Air Quality Officer Report to PGWC.	1	1	1	1	1	1
	1.1.3	To improve the livelihoods of citizens in the Cape Winelands District.	1.1.3.1	Number of water and/or sanitation subsidies granted to citizens in the Cape Winelands District.	14	25	25	25	25	25
1.2	1.2.1	To coordinate an effective disaster management division in order to achieve the disaster management objectives set.	1.2.1.1	Number of bi-annual Disaster Management Advisory Forums held.	2	2	2	2	2	2
1.3	1.3.1	Effective planning and co-ordination of specialized fire-fighting services.	1.3.1.1	Pre-fire season and post-fire season reports submitted to Council for consideration for approval.	2	2	2	2	2	2
	1.3.2	Build fire-fighting capacity.	1.3.2.1	Number of fire officials trained by the CWDM Fire Services Academy.	301	60	60	60	60	60
1.4	1.4.1	To fulfil a coordinating role in terms of town and regional planning within the Cape Winelands District.	1.4.1.1	Annual review of CWDM's SDF, submitted to Council for consideration for approval.	0	0	0	0	0	0

STRATEGIC OBJECTIVE 1 - Creating an environment and forging partnerships that ensure social and economic development of all communities, including the empowerment of the poor in the Cape Winelands District										
CWDM PDO	PDO Nr	Outcome Indicator	KPI Nr	Key Performance Indicator	Baseline	Quarterly Targets				
						Annual Target Year 1	Annual Target Year 2	Annual Target Year 3	Annual Target Year 4	Annual Target Year 5
	1.4.2	Implement environmental management activities to achieve environmental sustainability.	1.4.2.1	Number of hectares cleared through the EPWP Invasive Alien Vegetation Management Project.	2 447.61	2300	2300	2300	2 300	2 300
1.5	1.4.3	To fulfil a coordinating role in terms of Economic and Tourism Development within the Cape Winelands District.	1.4.3.1	Number of LTA Forums coordinated by the CWDM.	4	4	4	4	4	4
			1.4.3.2	Number of LED Forums coordinated by the CWDM.	4	4	4	4	4	4
	1.5.1	To improve the livelihoods of citizens in the Cape Winelands District.	1.5.1.1	Number of ECD centres supported by the CWDM.	34	33	33	33	33	33
			1.5.1.2	Number of youths who complete the skills development project.	24	23	23	23	23	23

STRATEGIC OBJECTIVE 2 - Promoting sustainable infrastructure services and a transport system which fosters social and economic opportunities						Quarterly Targets				
CWDM PDO	PDO Nr	Outcome Indicator	KPI Nr	Key Performance Indicator	Baseline	Annual Target Year 1	Annual Target Year 2	Annual Target Year 3	Annual Target Year 4	Annual Target Year 5
2.1	2.1.1	Roll-out and implementation of the maintenance function and activities for proclaimed roads as an agent on behalf of the Western Cape Department of Transport and Public Works.	2.1.1.1	Conclude the annual MOA or addendum with PGWC.	1	1	1	1	1	1
			2.1.1.2	Kilometres of roads re-sealed.	0	0	0	0	0	0
			2.1.1.3	Kilometres of roads bladed.	4 969.99	5 000	5 000	5 000	5 000	5 000
			2.1.1.4	Kilometres of roads re-gravelled.	2.15	3	3	3	3	3
2.2	2.2.1	Coordinate and improve the planning of infrastructure services in the Cape Winelands District.	2.2.1.1	Annual review, and alignment with review outcome, of the IWMP and submit to Council for consideration for approval.	0	1	1	1	1	1
2.3	2.3.1	Improve pedestrian safety throughout the Cape Winelands District.	2.3.1.1	Annual review, and alignment with review outcome, of the DITP and submit to Council for consideration for approval.	1	1	1	1	1	1
			2.3.1.2	Number of sidewalks and/or embayments and/or bus shelters completed or upgraded.	2	2	2	2	2	2
2.4	2.4.1	To improve infrastructure services for citizens in the Cape Winelands District.	2.4.1.1	Percentage of project budget spent on rural projects.	91.15%	90%	90%	90%	90%	90%
	2.4.2	To improve the livelihoods of citizens in the Cape Winelands District.	2.4.2.1	Number of schools assisted with ablution facilities and/or improved water supply.	2	2	2	2	2	2
			2.4.2.2	Number of solar geysers installed.	78	80	80	80	80	80

STRATEGIC OBJECTIVE 2 - Promoting sustainable infrastructure services and a transport system which fosters social and economic opportunities										
CWDM PDO	PDO Nr	Outcome Indicator	KPI Nr	Key Performance Indicator	Baseline	Quarterly Targets				
						Annual Target Year 1	Annual Target Year 2	Annual Target Year 3	Annual Target Year 4	Annual Target Year 5
			2.4.2.3	Number of sport facilities upgraded or completed and/or supplied with equipment.	3	11	11	11	11	11
2.5	2.5.1	To improve ICT governance in the Cape Winelands District	2.5.1.1	Annual review, and alignment with review outcome, of the ICT Governance Framework and/or the ICT Strategic Plan and submit to Council for consideration for approval.	1	1	1	1	1	1

STRATEGIC OBJECTIVE 3 - Providing effective and efficient financial and strategic support services to the Cape Winelands District Municipality (Chief Financial Officer and Municipal Manager)						Quarterly Targets				
CWDM PDO	PDO Nr	Outcome Indicator	KPI Nr	Key Performance Indicator	Baseline	Annual Target Year 1	Annual Target Year 2	Annual Target Year 3	Annual Target Year 4	Annual Target Year 5
3.1	3.1.1	To compile a budget that is available before the start of the financial year.	3.1.1.1	Completion of a budget and submitted to Council by 31 May.	1	1	1	1	1	1
	3.1.2	Transparent and accountable reporting to all stakeholders.	3.1.2.1	Completion of a mid-year assessment (section 72 report), submitted to Council by 31 January.	1	1	1	1	1	1
	3.1.3	Fair, equitable, transparent, competitive and cost-effective SCM practices.	3.1.3.1	Submit to Council a report on the implementation of SCM (within 30 days after financial year-end).	1	1	1	1	1	1
	3.1.4	To promote the financial viability of the CWDM through sound financial management practices	3.1.4.1	Maintaining a sound liquidity ratio as at financial year-end.	12.00:1	5.55:1	5.55:1	5.55:1	5.55:1	5.55:1
			3.1.4.2	Maintaining a sound Impairment of Property, Plant and Equipment and Investment Property and Intangible Assets Ratio	0%	0%	0%	0%	0%	0%
			3.1.4.3	Maintain a sound Cash / Cost Coverage Ratio as at financial year-end.	19.02 months	1 to 3 months	1 to 3 months	1 to 3 months	1 to 3 months	1 to 3 months
			3.1.4.4	Maintain a sound Level of Cash Backed Reserves Ratio as at financial year-end.	1 157%	100%	100%	100%	100%	100%
			3.1.4.5	Maintain a sound Net Operating Surplus Margin Ratio as at financial year-end.	12%	Equal to and greater than 0%	Equal to and greater than 0%	Equal to and greater than 0%	Equal to and greater than 0%	Equal to and greater than 0%
			3.1.4.6	Maintain a sound Creditors Payment Period Ratio as at financial year-end.	29 days	30 days	30 days	30 days	30 days	30 days
3.2	3.2.1	To coordinate functional statutory and other committees	3.2.1.1	Number of Council meetings that are supported administratively	11	7	7	7	7	7
			3.2.1.2	Number of MAYCO meetings that are supported administratively	11	9	9	9	9	9

STRATEGIC OBJECTIVE 3 - Providing effective and efficient financial and strategic support services to the Cape Winelands District Municipality (Chief Financial Officer and Municipal Manager)										
CWDM PDO	PDO Nr	Outcome Indicator	KPI Nr	Key Performance Indicator	Baseline	Quarterly Targets				
						Annual Target Year 1	Annual Target Year 2	Annual Target Year 3	Annual Target Year 4	Annual Target Year 5
3.3	3.3.1	To capacitate a skilled and competent workforce in order to realise organisational PDO's	3.3.1.1	Number of WSP submissions to the LGSETA	1	1	1	1	1	1
			3.3.1.2	The percentage of CWDM's training budget actually spent on implementing its WSP	73.23%	90%	95%	90%	95%	90%
	3.3.2	Facilitate an administrative function in so far as it relates to labour relations	3.3.2.1	Number of Employment Equity report submissions to the Department of Labour.	1	1	1	1	1	1
3.5	3.3.3	To manage the capital funds spent in relation to the receipt thereof for improved service delivery	3.3.3.1	The percentage of CWDM's capital budget actually spent by the end of the financial year	67%	90%	95%	90%	95%	90%
	3.3.4	To promote good governance in the CWDM	3.3.4.1	Number of Audit & Performance Audit Committee meetings that are supported administratively	NEW KPI	4	4	4	4	4
	3.3.5	To transform the work force of the CWDM in terms of representation	3.3.5.1	Number of people from employment equity target groups employed in the 3 highest levels of management in compliance with CWDM's approved Employment Equity Plan	72.55% of appointments	90% of appointments	95% of appointments	90% of appointments	95% of appointments	90% of appointments
	3.3.6	To improve the livelihoods of citizens in the CWDM area	3.3.6.1	Number of work opportunities created (in person days) through CWDM's various initiatives	10 629	9 550	9 550	9 550	9 550	9 550
	3.3.7	To improve inter-governmental relations within the district as with other districts.	3.3.7.1	Improve inter-governmental relations within the district by initiating and participating in the DCF and JDMA meetings.	7	6	6	6	6	6

Budget Allocation for 2024/2025 Financial Year

Nr	Strategic Objective	Budget Allocation 2024/2025	Nr	Predetermined Objective	Budget Allocation 2024/2025
1.	Creating an environment and forging partnerships that ensure social and economic development of all communities, including the empowerment of the poor in the Cape Winelands District.	177.868.940	1.1	Provide a comprehensive and equitable Municipal Health Service including Air Quality Management throughout the CWDM.	49.410.812
			1.2	Ensure coordination of multi-disciplinary and sectoral disaster risk reduction through integrated institutional capacity for Disaster Risk management, Disaster Risk Assessment and Response and Recovery.	8.628.605
			1.3	Effective planning and coordination of specialized fire-fighting services throughout the CWDM.	77.044.073
			1.4	To facilitate environmentally sustainable economic development planning through the development and maintenance of strategic partnerships, investment attraction, retention and opportunities, SMME support and development, skills development and information knowledgement.	27.213.596
			1.5	To facilitate, ensure and monitor the development and empowerment of the poor by graduating people out of poverty, social inclusion and improving the livelihood of the poor, vulnerable groups, rural farm dwellers and rural communities.	15.571.854
2.	Promoting sustainable infrastructure services and a transport system which fosters social and economic opportunities.	199.075.439	2.1	To comply with the administrative and financial conditions of the Western Cape Government roads agency function agreement.	133.603.492
			2.2	To implement sustainable infrastructure services.	16.236.776
			2.3	To increase levels of mobility in the whole of the CWDM area.	11.905.499
			2.4	To improve infrastructure services for rural dwellers.	10.619.889
				Regional Landfilll site (NEW COST Centre)	10.278.839
			2.5	To implement an effective ICT support system.	16.430.944
3.	Providing effective and efficient financial and strategic support services to the Cape Winelands District Municipality.	143.493.772	3.1	To facilitate and enhance sound financial support services.	34.871.253
			3.2	To strengthen and promote participative and accountable IGR and governance.	36.820.846
			3.3	To facilitate and enhance sound strategic support services.	71.801.673
Total		**520.438.151**			**520.438.151**

Budget Allocation for 2025/2026 Financial Year

Nr	Strategic Objective	Budget Allocation 2025/2026	Nr	Predetermined Objective	Budget Allocation 2025/2026
1.	Creating an environment and forging partnerships that ensure social and economic development of all communities, including the empowerment of the poor in the Cape Winelands District.	180.074.983	1.1	Provide a comprehensive and equitable Municipal Health Service including Air Quality Management throughout the CWDM.	50.326.017
			1.2	Ensure coordination of multi-disciplinary and sectoral disaster risk reduction through integrated institutional capacity for Disaster Risk management, Disaster Risk Assessment and Response and Recovery.	8.410.527
			1.3	Effective planning and coordination of specialized fire-fighting services throughout the CWDM.	78.874.090
			1.4	To facilitate environmentally sustainable economic development planning through the development and maintenance of strategic partnerships, investment attraction, retention and opportunities, SMME support and development, skills development and information knowledgement.	27.899.816
			1.5	To facilitate, ensure and monitor the development and empowerment of the poor by graduating people out of poverty, social inclusion and improving the livelihood of the poor, vulnerable groups, rural farm dwellers and rural communities.	14.564.533
2.	Promoting sustainable infrastructure services and a transport system which fosters social and economic opportunities.	204.207.435	2.1	To comply with the administrative and financial conditions of the Western Cape Government roads agency function agreement.	140.272.858
			2.2	To implement sustainable infrastructure services.	17.022.751
			2.3	To increase levels of mobility in the whole of the CWDM area.	6.657.770
			2.4	To improve infrastructure services for rural dwellers.	12.465.731
				Regional Landfilll site (NEW COST Centre)	11.269.404
			2.5	To implement an effective ICT support system.	16.518.921
3.	Providing effective and efficient financial and strategic support services to the Cape Winelands District Municipality.	146.846.881	3.1	To facilitate and enhance sound financial support services.	35.646.834
			3.2	To strengthen and promote participative and accountable IGR and governance.	39.074.485
			3.3	To facilitate and enhance sound strategic support services.	72.125.562
Total		531.129.299			531.129.299

Budget Allocation for 2026/2027 Financial Year

Nr	Strategic Objective	Budget Allocation 2026/2027	Nr	Predetermined Objective	Budget Allocation 2026/2027
1.	Creating an environment and forging partnerships that ensure social and economic development of all communities, including the empowerment of the poor in the Cape Winelands District.	184.226.079	1.1	Provide a comprehensive and equitable Municipal Health Service including Air Quality Management throughout the CWDM.	51.010.522
			1.2	Ensure coordination of multi-disciplinary and sectoral disaster risk reduction through integrated institutional capacity for Disaster Risk management, Disaster Risk Assessment and Response and Recovery.	8.689.037
			1.3	Effective planning and coordination of specialized fire-fighting services throughout the CWDM.	81.993.105
			1.4	To facilitate environmentally sustainable economic development planning through the development and maintenance of strategic partnerships, investment attraction, retention and opportunities, SMME support and development, skills development and information knowledgement.	28.191.285
			1.5	To facilitate, ensure and monitor the development and empowerment of the poor by graduating people out of poverty, social inclusion and improving the livelihood of the poor, vulnerable groups, rural farm dwellers and rural communities.	14.342.130
2.	Promoting sustainable infrastructure services and a transport system which fosters social and economic opportunities.	205.029.507	2.1	To comply with the administrative and financial conditions of the Western Cape Government roads agency function agreement.	140.259.751
			2.2	To implement sustainable infrastructure services.	20.918.053
			2.3	To increase levels of mobility in the whole of the CWDM area.	6.346.562
				Regional Landfilll site (NEW COST Centre)	10.139.193
			2.5	To implement an effective ICT support system.	16.608.754
3.	Providing effective and efficient financial and strategic support services to the Cape Winelands District Municipality.	152.583.483	3.1	To facilitate and enhance sound financial support services.	38.453.662
			3.2	To strengthen and promote participative and accountable IGR and governance.	39.690.408
			3.3	To facilitate and enhance sound strategic support services.	74.439.413
Total		541.839.069			541.839.069

Chapter 7
Medium term revenue and Expenditure framework

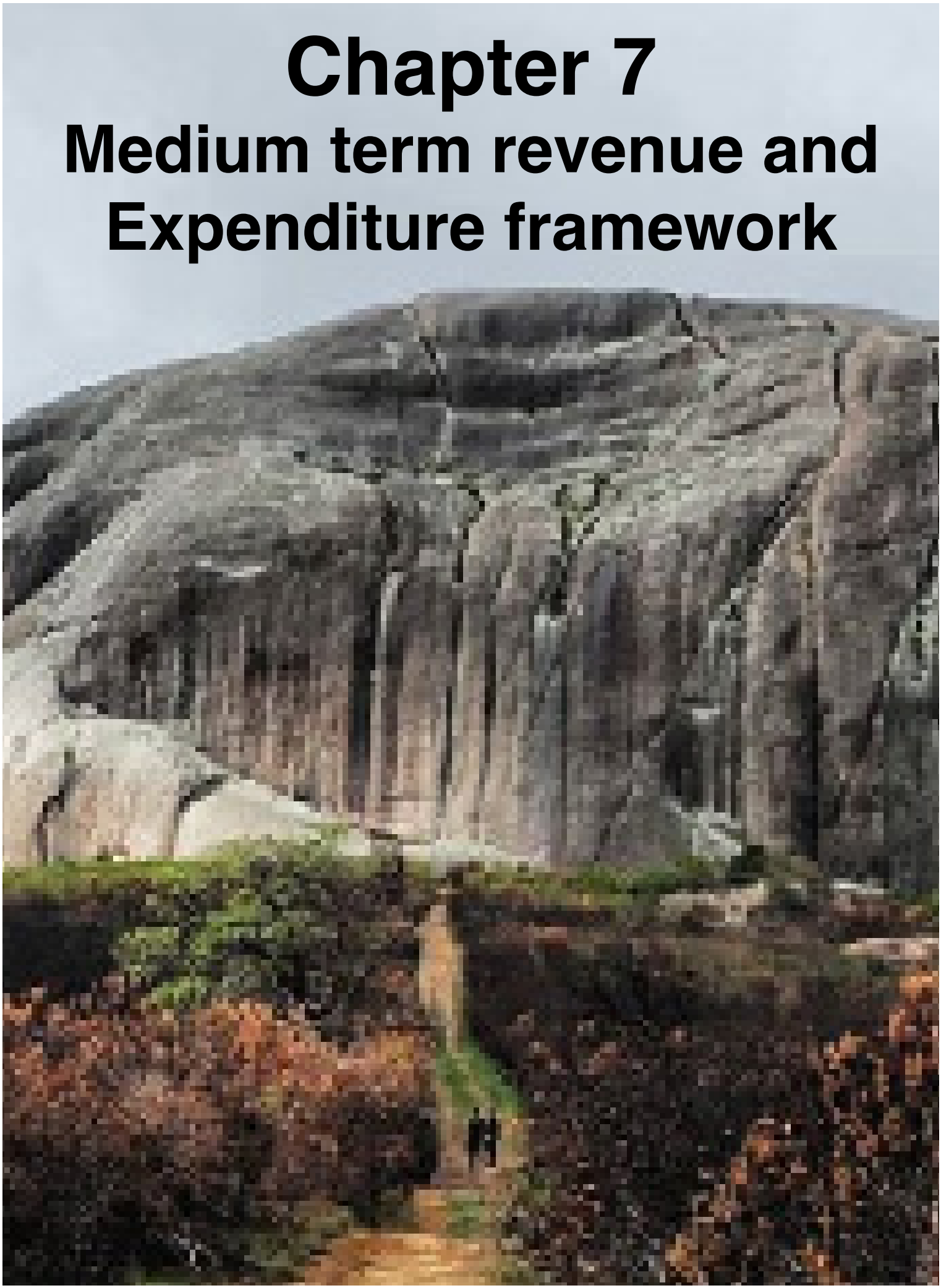

Introduction

The application of sound financial management principles for the compilation of the Municipality's financial plan is essential and critical to ensure that the Municipality remains financially viable and that municipal services are provide sustainably, economically and equitably to all communities.

The Municipality's business and service delivery priorities were reviewed as part of this year's planning and budget process. The municipality also strives to deliver sustainable services to its community without overburdening the consumers with excessive tariffs.

The top strategic risks identified by the annual risk assessments can be summarised as follows:

1. Financial viability
2. Inadequate contract management
3. Lack of Business Continuity
4. Climate change
5. Lack of succession planning and talent management
6. Increasing employee costs year-on-year

For each of the above risk areas the municipality has put mitigating measures in place aligned to the specific department in the budget. These measures will be implemented over the MTREF period.

Due to the decreasing Equitable Share Allocation the municipality could not budget for a surplus, which will have a negative effect on its Accumulated Surplus. In addressing the key considerations contained in National Treasury's MFMA Circular 74, the following are highlighted in the budget:

- The municipality cut back on capital and operating expenditure related to the upgrading of rural roads (which is the property of the Provincial Government) to maintain accumulated reserves and ensure long term sustainability of the municipality
- Capital projects were spread out over the MTREF to avoid large fluctuations in spending and ensure that priority is given to projects with high importance
- Tariff increases were kept as low as possible to ensure affordability thereof, whilst keeping in mind the cost of delivering services of a high quality.
- The municipality recognizes the importance of cash reserves and therefor strives to maintain a current ratio of not lower than 2.1(Current Assets: Current Liabilities)

In view of the aforementioned, the following table is a consolidated overview of the proposed 2023/2024 Medium-term Revenue and Expenditure Framework

OPERATING BUDGET

YEAR	EXPENDITURE	INCOME	SURPLUS (-) /DEFICIT
2024/2025	520.438.151	-521.484.651	-1.046.500
2025/2026	531.129.299	-535.535.299	-4.406.000
2026/2027	541.839.069	-541.855.069	-16.000

CAPITAL BUDGET

YEAR	EXPENDITURE	INCOME	SURPLUS (-) /DEFICIT
2024/2025	125.770.800	-125.770.800	-
2025/2026	66.680.500	-66.680.500	-
2026/2027	40.638.000	-40.638.000	-

OPERATING BUDGET – REVENUE

The Cape Winelands District Municipality is reliant on Grant funding as its main source of revenue. This is as a result of the abolishment of the RSC Levi.

Sources of Income	2023/2024	2024/2025	% Inc./-Dec. Between 2023/24 & 2024/25	2025/2026	2026/2027
Ex Rev: Operational Revenue	- 13.779.253	- 15.419.432	12%	- 15.576.597	- 15.513.576
Ex Rev: Rental Fixed Assets	- 240.000	- 240.000	0%	- 240.000	- 240.000
Ex Rev: Agency Services	- 128.127.514	- 134.696.000	5%	- 144.238.500	- 140.348.500
Ex Rev: Sales Goods and Services	- 427.800	- 427.800	0%	- 427.800	- 427.800
Ex Rev: Service Charges	-	- 10.278.839	0%	- 11.269.402	- 10.139.193
Ex Rev: Int Divident Rent on Land	- 73.103.481	- 83.370.580	14%	- 82.000.000	- 83.000.000
Non-Ex Rev:	- 600.000	- 600.000	0%	- 600.000	- 600.000
Non-Ex Rev: Transfers & Subsidies	- 273.642.422	- 276.452.000	1%	- 281.183.000	- 291.586.000
- RSC Replacement Grant	- **255.683.000**	- 260.486.000	2%	- 270.761.000	- 282.435.000
- Equitable Share	- 3.046.000	- 3.174.000	4%	- 3.089.000	- 2.907.000
- LG Finance Management Grant	- 1.000.000	- 1.000.000	0%	- 1.000.000	- 1.200.000
- CWDM Integrated Transprot Plan	-	- 939.000	#DIV/0!	- 982.000	-
- Community Development Workers	- 90.116	- 76.000	-16%	- 76.000	- 76.000
- Local Government Internship Grant	-	-	#DIV/0!	-	-
- Joint District and Metro Approach	-	-	#DIV/0!	-	-
- Non Motorised Transport Infrastructure	- 3.500.000	- 3.500.000	100%		
- WC Municipal Interventions Grant	- 198.482	-	-100%	-	-
- Expanded Public Works Programme	- 2.271.000	- 1.249.000	-45%	-	-
- Safety Plan Implementation Grant	- 2.315.824	- 1.560.000	-33%	- 1.622.000	- 1.671.000
- Emergency Municipal Load-Shedding Relief Grant	- 950.000	- 950.000	0%	-	-
- Fire Service Capacity Building Grant	- 500.000	- 500.000	100%	- 500.000	-
- Municipal Water Resliance Grant	- 1.200.000				
- Rural Roads Asset Man, System (Dora)	- 2.888.000	- 3.018.000	5%	- 3.153.000	- 3.297.000
Discontinued Opearations	-	-	-	-	-
Public Contributions and donations	-	-	#DIV/0!	-	-
Total	- 489.920.470	- 521.484.651	6%	- 535.535.299	- 541.855.069
	-	-521.484.650.83		-535.535.299	-541.855.069
		-		0	0

OPERATING EXPENDITURE

The table below illustrates the operating Expenditure for 2023/2024 to 2026/2027 financial years:

Expenditure Categories	2023/2024	2024/2025	% Inc./-Dec. Between 2023/24 & 2024/25	2025/2026	2026/2027
Employee Related Costs	257.216.521	289.659.076	13%	297.831.628	305.721.079
Remuneration of Councillors	15.186.828	15.946.179	5%	16.265.101	16.590.404
Operational Cost	89.991.168	87.381.943	-3%	88.090.663	89.411.938
Contracted Services	81.402.295	79.389.908	-2%	73.583.524	78.841.033
Operating Leases	300.000	300.000	0%	300.000	300.000
Bad Debt Written Off	500.000	500.000	0%	500.000	500.000
Depreciation and Amortisation	9.580.700	9.818.010	2%	9.564.400	9.564.400
Inventory	24.488.349	21.304.790	-13%	25.120.989	23.554.776
Interest Cost	1.744.480	9.031.635	100%	11.014.346	10.352.691
Transfers and Subsidies	19.485.115	19.595.610	1%	20.847.648	18.991.748
Gains and Losses	- 12.480.000	- 12.489.000	0%	- 11.989.000	- 11.989.000
Total	487.415.456	520.438.151	7%	531.129.299	541.839.069

EMPLOYEE RELATED COST:

Remuneration of Councilors is budgeted for in terms of the Public Office Bearers Act and the approval of the MEC.

OPERATIONAL COST:

The decrease in Operational Cost is mainly due to savings identified during the budget process.

CAPITAL BUDGET

In terms of the MFMA, the Mayor must at least 90 days before commencement of the new financial year, table a draft budget for consideration. The budget must be approved in May 2023 after the completion of the public participation process. The Annual Budget of a municipality must be prepared in terms of Section 17 of the MFMA. Council's Budget must be in line with the Government's spending priorities. Key legal provisions are to be Strictly Enforced.

All grants, including national, provincial and local allocations, should be included in the 2024/25 budget of the municipality as reflected under both the revenue and expenditure budget components. A three-year capital and operating budgets for 2024/2025, 2025/26 and 2026/27 MTREF period should be prepared. Reporting requirements for conditional grants must be satisfied.

The budget must be tabled for consultation at least 90 days before the start of the Budget year (Section. (16)(2)) of the MFMA. There must be a clear link between the Budget, IDP and Performance Targets. Municipalities are required to seriously assess their revenue situation and financial health for purposes of determining whether or not they have sufficient revenue and adequate financial stability to fund and deliver on their proposed budget.

The Cape Winelands District Municipality will implement a five-year Medium-Term Revenue and Expenditure Framework, aligned to the five-year Integrated Development Plan for the 2023/24 - 2026/27 cycle.

TOTAL ACTUAL BUDGET

	2024/2025	2025/2026	2026/2027
Operating Expenditure	489.749.031	509.256.741	520.172.411
Project Expenditure	30.689.120	21.872.558	21.666.658
Sub Total	**520.438.151**	**531.129.299**	**541.839.069**
Capital Expenditure	125.770.800	66.680.500	40.638.000
Total Budget	646.208.951	597.809.799	582.477.069

COMPARISON BETWEEN THE ADJUSTMENT BUDGET AND THE 2023/2024 BUDGET

	Adjustment budget Feb 2024	2023/2024	% Variance
Operating Expenditure	457.054.354	489.749.031	7%
Project Expenditure	30.361.102	30.689.120	1%
Sub Total	**487.415.456**	**520.438.151**	7%
Capital Expenditure	70.219.802	125.770.800	79%
Total Budget	557.635.258	646.208.951	16%

-

FUNDING OF THE BUDGET

Definition of a Reserve:

A reserve is part of retained earnings set aside for a specified purpose, and hence, unavailable for disbursements.

The only reserves disclosed in Council's financial statements are the following:

- Capital Replacement Reserve – to finance Property Plant and Equipment
- Revaluation reserve – to offset depreciation on the re-valued portion of building and de-valuation of buildings.

(*Both the above reserves are non-distributable reserves*)

Definition of a Provision:

Provisions are made to make future payments towards liabilities that you already have (Future Medical Aid Liability).

	2024/2025	2025/2026	2026/2027
RSC Replacement Grant	-260.486.000	-270.761.000	-282.435.000
Equitable Share	-3.174.000	-3.089.000	-2.907.000
Finance Management Grant	-1.000.000	-1.000.000	-1.200.000
EPWP Incentive	- 1.249.000	-	-
Other National Dora Grants	-3.018.000	-3.153.000	-3.297.000
Provincial Dora Grants	-7.525.000	-3.180.000	-1.747.000
Other income	-16.687.232	-16.844.397	-16.781.376
Interest Received	-83.370.580	-82.000.000	-83.000.000
Service Charges	-10.278.839	-11.269.402	-10.139.193
Agency Services:	-134.696.000	-144.238.500	-140.348.500
Total Budget	-521.484.651	-535.535.299	-541.855.069

FINANCIAL POSITION

	Adjustment Budget Feb 2024	2024/2025	2025/2026	2026/2027
Operating Expenditure	487.415.456	520.438.151	531.129.299	541.839.069
Operating Income	- 489.920.470	- 521.484.651	- 535.535.299	- 541.855.069
(Surplus) / Deficit	- 2.505.014	- 1.046.500	- 4.406.000	- 16.000

LIQUIDITY AND DEBT-EQUITY RATIO'S

Current Ratio = Current Assets / Current Liabilities

2021 / 2022	2022 / 2023
17.37:1	13.04:1

This ratio indicates that Council's Current Assets exceed its Current Liabilities

Cash Ratio = Cash and Cash Equivalents / Current Liabilities

2021 / 2022	2022 / 2023
16.26:1	11.76:1

This ratio indicates that Council will be able to honour current payments.

CAPITAL REPLACEMENT RESERVE FOR THE 2022/2023 - 2024/2025 MTREF

Capital Replacement Reserve	2024/2025	2025/2026	2026/2027
Opening Balance	66.387.819	617.019	3.936.519
Acquisitions for the year	- 125.770.800	- 66.680.500	- 40.638.000
Contributions to Reserve	60.000.000	70.000.000	60.000.000
Closing Balance	617.019	3.936.519	23.298.519

PROJECTS BUDGET 2024/2025, 2025/2026 & 2026/2027

	Unique Key	Cost Account	Item Description	BUDGET 2024/2025	BUDGET 2025/2026	BUDGET 2026/2027
LOCAL ECONOMIC DEVELOPMENT						
Small Farmer support						
Small Farmer Support_Stellenbosch	20220705055449	11004278520000	Allocations_in-kind: Private Enterprises	250.000	90.000	90.000
Small Farmer Support_Witzenberg	20220707040751	11004278520000	Allocations_in-kind: Private Enterprises	-	150.000	150.000
Small Farmer Support_Langeberg	20220707041321	11004278520000	Allocations_in-kind: Private Enterprises	200.000	170.000	170.000
Small Farmer Support_Drakenstein	20220811002812	11004278520000	Allocations_in-kind: Private Enterprises	50.000	90.000	90.000
				500.000	500.000	500.000
Entreprenurial Seed funding						
Entrepreneurial Seed Funding_Stellenbosch	20220705055459	11004278520000	Allocations_in-kind: Private Enterprises	125.000	109.000	109.000
Entrepreneurial Seed Funding_Drakenstein	20220707042757	11004278520000	Allocations_in-kind: Private Enterprises	100.000	108.000	108.000
Entrepreneurial Seed Funding_Breede Valley	20220707042903	11004278520000	Allocations_in-kind: Private Enterprises	75.000	154.000	154.000
Entrepreneurial Seed Funding_Witzenberg	20220707043031	11004278520000	Allocations_in-kind: Private Enterprises	75.000	74.000	74.000
Entrepreneurial Seed Funding_Langeberg	20220707043134	11004278520000	Allocations_in-kind: Private Enterprises	125.000	55.000	55.000
				500.000	500.000	500.000
Investment Programme						
Wine Tourism	20210706014051	11004277880000	Tourism	250.000	250.000	250.000
Digital Tourism_Drakenstein	20210706014076	11004278430000	Monetary Allocations:Local Tourism Boards	20.000	20.000	20.000
Digital Tourism_Breede Valley	20210706014072	11004278430000	Monetary Allocations:Local Tourism Boards	40.000	40.000	40.000
Digital Tourism_Witzenberg	20210706014075	11004278430000	Monetary Allocations:Local Tourism Boards	30.000	30.000	30.000
Digital Tourism_Langeberg	20210706014071	11004278430000	Monetary Allocations:Local Tourism Boards	30.000	30.000	30.000
				370.000	370.000	370.000
Mentorship Programme						
SMME Training and mentorship_Stellenbosch	20210706012577	11004200790000	Project Management	38.000	202.650	202.650
SMME Training and mentorship_Drakenstein	20210706012580	11004200790000	Project Management	76.000	121.650	121.650
SMME Training and mentorship_Breede Valley	20210706012590	11004200790000	Project Management	114.000	162.150	162.150
SMME Training and mentorship_Witzenberg	20210706012579	11004200790000	Project Management	114.000	141.900	141.900
SMME Training and mentorship_Langeberg	20210706012576	11004200790000	Project Management	190.000	121.650	121.650
				532.000	750.000	750.000
Business retention expansion						
Business Retension Expansion_Stellenbosch	20210706014028	11004277880000	Tourism	50.000	140.000	140.000
Business Retension Expansion_Drakenstein	20210706014030	11004277880000	Tourism	130.000	50.000	50.000
Business Retension Expansion_Breede Valley	20210706014027	11004277880000	Tourism	245.000	240.000	240.000
Business Retension Expansion_Witzenberg	20210706014050	11004277880000	Tourism	70.000	90.000	90.000
Business Retension Expansion_Langeberg	20210706014020	11004277880000	Tourism	55.000	30.000	30.000
				550.000	550.000	550.000
TOTAL: LOCAL ECONOMIC DEVELOPMENT				2.452.000	2.670.000	2.670.000
TOURISM						
Tourism training						
Tourism Training_Stellenbosch	20210706012528	11103200480000	Professional Staff	200.000	200.000	200.000
Tourism Training_Stellenbosch	20210706012722	11103201270000	Catering Services	10.000	10.000	10.000
Tourism Training_Drakenstein	20210706012519	11103200480000	Professional Staff	200.000	200.000	200.000
Tourism Training_Drakenstein	20210706012703	11103201270000	Catering Services	10.000	10.000	10.000
Tourism Training_Breede Valley	20210706012511	11103200480000	Professional Staff	200.000	200.000	200.000
Tourism Training_Breede Valley	20210706012702	11103201270000	Catering Services	8.300	8.300	8.300
Tourism Training_Witzenberg	20210706012518	11103200480000	Professional Staff	100.000	100.000	100.000
Tourism Training_Witzenberg	20210706012701	11103201270000	Catering Services	6.700	6.700	6.700
Tourism Training_Langeberg	20210706012532	11103200480000	Professional Staff	200.000	200.000	200.000
Tourism Training_Langeberg	20210706012727	11103201270000	Catering Services	15.000	15.000	15.000
				950.000	950.000	950.000
Tourism month						
Launch of Tourism Month						
	20210706013697	11103222630000	Transport Provided as Part of Departmental Act.	6.000	6.000	6.000
	20210706013925	11103223080000	Hire Charges	12.000	12.000	12.000
	20210706012637	11103201200000	Artists and Performers	2.000	2.000	2.000
	20210706012818	11103201670000	Stage and Sound Crew	3.000	3.000	3.000
	20210706012765	11103201270000	Catering Services	10.000	10.000	10.000
	20210706012649	11103201220000	Audio-visual Services	3.000	3.000	3.000
				36.000	36.000	36.000
Mayoral Tourism Awards						
	20210706013926	11103223080000	Hire Charges	35.000	35.000	100.000
	20170601023101	11103201200000	Artists and Performers	100.000	100.000	100.000
				135.000	135.000	200.000
TOTAL: TOURISM MONTH				171.000	171.000	236.000
Educationals						
Visit Stellenbosch (Educationals)	20220705055409	11103277880000	Tourism	20.000	20.000	20.000
Hex Valley Tourism	20220705055421	11103277880000	Tourism	20.000	20.000	20.000
Franschoek Wine Valley	20220705055415	11103277880000	Tourism	20.000	20.000	20.000
Breedekloof Wine & Tourism	20210706014042	11103277880000	Tourism	20.000	20.000	20.000
Worcester Wine & Olive Tourism	20210706014065	11103277880000	Tourism	20.000	20.000	20.000
Tulbagh Wine & Tourism	20210706014041	11103277880000	Tourism	20.000	20.000	20.000
Wolseley Tourism	20210706014024	11103277880000	Tourism	20.000	20.000	20.000
Ceres Tourism	20210706014060	11103277880000	Tourism	20.000	20.000	20.000
McGregor Tourism	20210706014023	11103277880000	Tourism	20.000	20.000	20.000
Robertson Tourism Office	20210706014047	11103277880000	Tourism	20.000	20.000	20.000
Ashton-Montague Tourism office	20210706014022	11103277880000	Tourism	20.000	20.000	20.000
Visit Stellenbosch / Dwarsrivier Valley Tourism	20220705055418	11103277880000	Tourism	20.000	20.000	20.000
Touwsriver tourism	20210706014046	11103277880000	Tourism	20.000	20.000	20.000
Visit Stellenbosch	NEW	11103277880000	Tourism	40.000	40.000	40.000
				300.000	300.000	300.000

PROJECTS BUDGET 2024/2025, 2025/2026 & 2026/2027

				BUDGET 2024/2025	BUDGET 2025/2026	BUDGET 2026/2027
LTA Projects						
LTA Projects_Stellenbosch		20210706014026	11103277880000 Tourism	90.000	90.000	90.000
LTA Projects_Drakenstein		20210706014029	11103277880000 Tourism	-	60.000	60.000
LTA Projects_Breede Valley		20210706014032	11103277880000 Tourism	120.000	120.000	120.000
LTA Projects_Witzenberg		20210706014036	11103277880000 Tourism	90.000	90.000	90.000
LTA Projects_Langeberg		20210706014031	11103277880000 Tourism	90.000	90.000	90.000
				390.000	450.000	450.000
Tourism Campaign						
		20180704051102	11103221430000 Achievements and Awards	20.000	20.000	20.000
		20180704051118	11103221490000 Gifts and Promotional Items	29.000	29.000	29.000
		20170601023068	11103222630000 Transport Provided as Part of Departmental Act.	20.000	20.000	20.000
		20210310003154	11103221810000 Radio and TV Transmissions	800.000	800.000	800.000
		20180704050805	11103201270000 Catering Services	20.000	20.000	20.000
				889.000	889.000	889.000
Tourism Events						
Stellenbosch Wine Festival		20230705026422	11103277880000 Tourism	17.036	17.036	17.036
Stellenbosch Street Soiree		20230705026427	11103277880000 Tourism	17.036	17.036	17.036
Adam Small Festival		20230705026353	11103277880000 Tourism	17.036	17.036	17.036
Chrysanthemum Festival		20230705026348	11103277880000 Tourism	17.036	17.036	17.036
Robertson Wedding Faire	NEW		11103277880000 Tourism	17.036	17.036	17.036
Halaal Tourism Festival	NEW		11103277880000 Tourism	17.036	17.036	17.036
Breakfast with the Boss 2024	NEW		11103277880000 Tourism	17.036	17.036	17.036
Franschhoek arts and Culture festival		20210706014034	11103277880000 Tourism	17.036	17.036	17.036
Montagu Art Deco Festival		20210706014045	11103277880000 Tourism	17.036	17.036	17.036
Montagu "Local is Lekker" Indaba		20210706014044	11103277880000 Tourism	17.036	17.036	17.036
Tulbagh Spring Flowers & October Fest	NEW		11103277880000 Tourism	17.036	17.036	17.036
Tulbagh Wine and Faire	NEW		11103277880000 Tourism	17.036	17.036	17.036
Zwelethemba Heritage for Elderly	NEW		11103277880000 Tourism	17.036	17.036	17.036
De Doorns Heritage for Elderly	NEW		11103277880000 Tourism	17.036	17.036	17.036
Zwelethemba Heritage for Elderly	NEW		11103277880000 Tourism	17.036	17.036	17.036
Witzenville Festival Faire		20210706014039	11103277880000 Tourism	17.036	17.036	17.036
Christmas in Winter		20210706014055	11103277880000 Tourism	17.036	17.036	17.036
Gravel and Grit Festival		20210706014062	11103277880000 Tourism	17.036	17.036	17.036
Multi-Cultural Food Festival		20230705026437	11103277880000 Tourism	17.036	17.036	17.036
Christmas Day Market Festival		20230705026358	11103277880000 Tourism	17.036	17.036	17.036
Garden Town Stellenbosch	NEW		11103277880000 Tourism	17.036	17.036	17.036
Stellenbosch Harvest Parade	NEW		11103277880000 Tourism	17.036	17.036	17.036
Meet Stellenbosch	NEW		11103277880000 Tourism	17.036	17.036	17.036
Journey of Hope and Healing	NEW		11103277880000 Tourism	17.036	17.036	17.036
Woordfees Wynskool	NEW		11103277880000 Tourism	17.036	17.036	17.036
Easter Market Festival	NEW		11103277880000 Tourism	17.036	17.036	17.036
Heritage Celebration Festival	NEW		11103277880000 Tourism	17.036	17.036	17.036
Zolani Heritage for the Elderly	NEW		11103277880000 Tourism	17.036	17.036	17.036
				477.008	477.008	477.008
Township Tourism						
Township Tourism_Stellenbosch		20210706012578	11103200790000 Project Management	50.000	50.000	50.000
Township Tourism_Drakenstein		20210706012597	11103200790000 Project Management	100.000	100.000	100.000
Township Tourism_Breede Valley		20210706012592	11103200790000 Project Management	100.000	200.000	200.000
Township Tourism_Witzenberg		20210706012596	11103200790000 Project Management	50.000	50.000	50.000
Township Tourism_Worcester Tourism		20230705026432	11103277880000 Tourism	50.000	-	-
Township Tourism_Drakenstein		20230705026447	11103277880000 Tourism	150.000	-	-
Women in Tourism	NEW		11103277880000 Tourism	50.000	50.000	50.000
				550.000	450.000	450.000
TOTAL: TOURISM				3.727.008	3.687.008	3.752.008
LAND-USE AND SPATIAL PLANNING						
EPWP Invasive Alien Vegetation						
Invasive Alien Vegetation_BVM		20220705054704	11521200160000 Alien Vegetation Control	407.500	520.000	520.000
Invasive Alien Vegetation_Drakenstein		20220705054703	11521200160000 Alien Vegetation Control	507.500	520.000	520.000
Invasive Alien Vegetation_Drakenstein (EPWP Grant)		20230705024583	11521200160000 Alien Vegetation Control	250.000	-	-
Invasive Alien Vegetation_Langeberg (EPWP Grant)		20210706012461	11521200160000 Alien Vegetation Control	250.000	-	-
Invasive Alien Vegetation_Langeberg		20220302052959	11521200160000 Alien Vegetation Control	94.500	490.000	490.000
Invasive Alien Vegetation_Witzenberg (EPWP Grant)		20230705024582	11521200160000 Alien Vegetation Control	250.000	-	-
Invasive Alien Vegetation_Witzenberg		20210706012468	11521200160000 Alien Vegetation Control	457.500	-	-
				2.217.000	1.530.000	1.530.000
River Rehabilitation						
		20170601022895	11521200160000 Alien Vegetation Control	100.000	100.000	100.000
				100.000	100.000	100.000
TOTAL: LAND-USE AND SPATIAL PLANNING				2.317.000	1.630.000	1.630.000
PROJECTS AND HOUSING						
Infrastructure Rural Area Farmers						
		20220705055400	11330277340000 Monetary Allocations:Farmer Support Households	500.000	1.000.000	1.000.000
				500.000	1.000.000	1.000.000
Provision of water to Schools						
PO-0334_Provision of Water Schools_Langeberg		20220705055394	11330277340000 Monetary Allocations:Farmer Support Households	100.000	200.000	200.000
PO-0334_Provision of Water Schools_Breede Valley			11330277340000 Monetary Allocations:Farmer Support Households	-	100.000	100.000
PO-0334_Provision of Water Schools_Witzenberg			11330277340000 Monetary Allocations:Farmer Support Households	500.000	300.000	300.000
				600.000	600.000	600.000
Upgrade of Sport Facilities						
PO-0331_Upgrading Slanghoek Sportfield_Breede Valley		20230705026132	11330276075200 SPORT AND RECREATION	400.000		
PO-0637_Pavilions_CWDM		20230705026137	11330276075200 SPORT AND RECREATION	800.000		

PROJECTS BUDGET 2024/2025, 2025/2026 & 2026/2027

				BUDGET 2024/2025	BUDGET 2025/2026	BUDGET 2026/2027
Upgrading Soetendal Sportfield_Drakenstein	0	11330276075200	SPORT AND RECREATION	1.600.000		
				2.800.000	-	-
Clearing of Road Reserves						
PO-0336_Clearing of Road Reserves_Witzenberg	20220705054706	11330200350000	Outsourced Services:Clearing and Grass Cutting	450.000	470.000	490.000
PO-0337_Clearing of Road Reserves_Langeberg	20230705024607	11330200350000	Outsourced Services:Clearing and Grass Cutting	240.000	260.000	280.000
PO-0646_Clearing of Road Reserves_Langeberg (EPWP)	20230705024606	11330200350000	Outsourced Services:Clearing and Grass Cutting	-	-	-
PO-0338_Clearing of Road Reserves_Stellenbosch	20220705054705	11330200350000	Outsourced Services:Clearing and Grass Cutting	210.000	250.000	290.000
PO-0397_Clearing of Road Reserves_Stellenbosch_EPWP	20210706012495	11330200350000	Outsourced Services:Clearing and Grass Cutting	-	-	-
PO-0339_Clearing of Road Reserves_Breede Valley	20230705024605	11330200350000	Outsourced Services:Clearing and Grass Cutting	220.000	235.000	245.000
PO-0396_Clearing of Road Reserves_Drakenstein	20230705024604	11330200350000	Outsourced Services:Clearing and Grass Cutting	310.000	330.000	350.000
PO-0647_Clearing of Road Reserves_Drakenstein_EPWP	20230705024603	11330200350000	Outsourced Services:Clearing and Grass Cutting	-	-	-
				1.430.000	1.545.000	1.655.000
TOTAL: PROJECTS AND HOUSING				5.330.000	3.145.000	3.255.000
PUBLIC TRANSPORT REGULATION						
Road Safety Education						
Learner Peak Caps	20210706013429	11615221490000	Gifts and Promotional Items	300.000	-	-
Reflective Bibs	New ukey	11615221490000	Gifts and Promotional Items	78.000	-	-
Reflective Beanies	New ukey	11615221490000	Gifts and Promotional Items	50.000	-	-
Road Safety Promotional Items	New ukey	11615221490000	Gifts and Promotional Items	628.000	328.000	328.000
Transport Month Event	New ukey	11615200790000	Gifts and Promotional Items	500.000	600.000	600.000
				1.556.000	928.000	928.000
Sidewalks and Embayments						
	20181207004243	11615220180000	Standard rated	-	200.000	200.000
Pioneer School -Side Walks	New ukey	11615200950000	Civil	3.500.000	-	-
	20230705024682	11615200950000	Civil	3.000.000	2.000.000	2.000.000
				6.500.000	2.200.000	2.200.000
TOTAL: PUBLIC TRANSPORT REGULATION				8.056.000	3.128.000	3.128.000
MUNICIPAL HEALTH SERVICES						
Subsidy:Water/Sanitation-Farms						
Health & Hygiene Education - Breede Valley	20210706012527	11441200480000	Professional Staff	20.100	20.100	20.100
Health & Hygiene Education - Drakenstein	20210706012526	11441200480000	Professional Staff	13.900	13.900	13.900
Health & Hygiene Education - Langeberg	20210706012524	11441200480000	Professional Staff	27.000	27.000	27.000
Health & Hygiene Education - Stellenbosch	20210706012510	11441200480000	Professional Staff	22.000	22.000	22.000
Health & Hygiene Education - Witzenberg	20210706012509	11441200480000	Professional Staff	29.000	29.000	29.000
Subsidy allocations Breede Valley	20210706014018	11441277340000	Farmer Support Households (Cash)	156.000	156.000	156.000
Subsidy allocations Drakenstein	20210706014014	11441277340000	Farmer Support Households (Cash)	45.000	45.000	45.000
Subsidy allocations Langeberg	20210706014016	11441277340000	Farmer Support Households (Cash)	162.000	162.000	162.000
Subsidy allocations Stellenbosch	20210706014013	11441277340000	Farmer Support Households (Cash)	45.000	45.000	45.000
Subsidy allocations Witzenberg	20210706014015	11441277340000	Farmer Support Households (Cash)	150.000	150.000	150.000
Hot Spot Interventions Drakenstein	20210706014017	11441277340000	Farmer Support Households (Cash)	110.000	110.000	110.000
Hot Spot Interventions Langeberg	20210706014011	11441277340000	Farmer Support Households (Cash)	110.000	110.000	110.000
Hot Spot Interventions Stellenbosch	New ukey	0	Farmer Support Households (Cash)	110.000	110.000	110.000
Hot Spot Interventions Witzenberg	20220705055402	11441277340000	Farmer Support Households (Cash)	-	-	-
				1.000.000	1.000.000	1.000.000
Annual Environmental Health Educ. Prog.						
	20170601023087	11441221490000	Gifts and Promotional Items	57.000	57.000	57.000
	New ukey	11441201270000	Catering Services	6.000	6.000	6.000
	20170601023088	11441222470000	Printing, Publications and Books	11.000	11.000	11.000
Pre-Production District Wide	20210706012633	11441201200000	Artists and Performers	150.000	150.000	150.000
Theatre Performances Breede Valley	20210706012634	11441201200000	Artists and Performers	90.000	90.000	90.000
Theatre Performances Drakenstein	20210706012632	11441201200000	Artists and Performers	115.000	115.000	115.000
Theatre Performances Langeberg	20210706012639	11441201200000	Artists and Performers	60.000	60.000	60.000
Theatre Performances Stellenbosch	20210706012635	11441201200000	Artists and Performers	90.000	90.000	90.000
Theatre Performances Witzenberg	20210706012638	11441201200000	Artists and Performers	60.000	60.000	60.000
				639.000	639.000	639.000
TOTAL: MUNICIPAL HEALTH SERVICES				1.639.000	1.639.000	1.639.000
SOCIAL DEVELOPMENT						
Skills Development						
Artisan Skills Development Women	20230705024620	11475200480000	Outsourced Services:Professional Staff	150.000	-	-
PO-0305_Drivers Licence	20230705024622	11475200480000	Outsourced Services:Professional Staff	150.000	150.000	150.000
TOTAL: SKILLS DEVELOPMENT				300.000	150.000	150.000
HIV/AIDS						
Aids Day Event						
	20220705055186	11475221490000	Gifts and Promotional Items	5.000	5.000	5.000
	20220705055232	11475222630000	Transport Provided as Part of Departmental Act.	5.000	5.000	5.000
	20220705054712	11475200480000	Outsourced Services:Professional Staff	2.000	2.000	2.000
	20220705054736	11475201220000	Audio-visual Services	2.200	2.200	2.200
	20220705054743	11475201270000	Catering Services	30.700	30.700	30.700
	20220705055148	11475220180000	Consumables:Standard Rated	8.200	8.200	8.200
				53.100	53.100	53.100
Aids Awareness programmes: District wide						
	20220705055256	11475222630000	Transport Provided as Part of Departmental Act.	20.000	20.000	20.000
	20220705054764	11475201270000	Catering Services	35.000	15.000	15.000
				55.000	35.000	35.000

PROJECTS BUDGET 2024/2025, 2025/2026 & 2026/2027

			BUDGET 2024/2025	BUDGET 2025/2026	BUDGET 2026/2027
16 days of Activism Launch					
	20220705054745	11475201270000 Catering Services	34.400	15.000	15.000
	20220705055244	11475222630000 Transport Provided as Part of Departmental Act.	19.400	19.400	19.400
			53.800	34.400	34.400
TOTAL: HIV/AIDS			161.900	122.500	122.500
ELDERLY					
Active Age Programme District wide					
	20220705055250	11475222630000 Transport Provided as Part of Departmental Act.	20.000	20.000	20.000
	20220705054741	11475201270000 Catering Services	26.000	26.000	26.000
	20220705054791	11475201670000 Stage and Sound Crew	1.600	1.600	1.600
			47.600	47.600	47.600
District Golden Games Event					
	20220705055176	11475221430000 Achievements and Awards	20.000	20.000	20.000
	20220705055240	11475222630000 Transport Provided as Part of Departmental Act.	30.000	30.000	30.000
	20220705054766	11475201270000 Catering Services	89.000	89.000	89.000
	20220705054788	11475201670000 Stage and Sound Crew	5.000	5.000	5.000
			144.000	144.000	144.000
Elderly Grant in Aid					
	20220705055380	11475277260000 Social Assistance: Old Age Grant	150.640	150.640	150.640
			150.640	150.640	150.640
TOTAL: ELDERLY			342.240	342.240	342.240
FAMILIES AND CHILDREN					
Families and Children Programmes					
	20220705054765	11475201270000 Catering Services	50.000	50.000	50.000
	20220705054780	11475201530000 Plants, Flowers and Other Decorations	2.700	2.700	2.700
	20220705054774	11475201430000 Interior Decorator	6.800	6.800	6.800
	20220705055255	11475222630000 Transport Provided as Part of Departmental Act.	30.000	30.000	30.000
			89.500	89.500	89.500
Holiday Programmmes					
	20220705055229	11475222630000 Transport Provided as Part of Departmental Act.	70.000	70.000	70.000
	20220705054753	11475201270000 Catering Services	35.000	35.000	35.000
	20220705054784	11475201670000 Stage and Sound Crew	3.000	3.000	3.000
			108.000	108.000	108.000
Substance Abuse Awareness					
	20220705055234	11475222630000 Transport Provided as Part of Departmental Act.	30.000	30.000	30.000
	20220705054738	11475201220000 Audio-visual Services	3.000	3.000	3.000
	20220705054744	11475201270000 Catering Services	35.000	35.000	35.000
			68.000	68.000	68.000
Victim Empowerment Programmes					
	20220705055242	11475222630000 Transport Provided as Part of Departmental Act.	30.000	30.000	30.000
	20220705054767	11475201270000 Catering Services	55.000	35.000	35.000
			85.000	65.000	65.000
Teenage Pregnancy					
	20220705055243	11475222630000 Transport Provided as Part of Departmental Act.	10.000	10.000	10.000
	20220705054757	11475201270000 Catering Services	25.700	15.700	15.700
			35.700	25.700	25.700
Life skills workshops					
	20220705055254	11475222630000 Transport Provided as Part of Departmental Act.	58.400	28.600	28.600
	20210706013896	11475222970000 Non-employees	29.800	29.800	-
	20220705054733	11475201220000 Audio-visual Services	3.000	3.000	3.000
	20220705054752	11475201270000 Catering Services	69.000	10.600	10.600
			160.200	72.000	42.200
Educational Excursions: District Wide					
	20220705055241	11475222630000 Transport Provided as Part of Departmental Act.	56.500	56.500	56.500
	20220705054768	11475201270000 Catering Services	15.000	15.000	15.000
	20220705055166	11475220190000 Consumables: Zero Rated	1.800	1.800	1.800
			73.300	73.300	73.300
Sanitary Ware					
	20220705055146	11475220180000 Standard rated	100.000	100.000	100.000
			100.000	100.000	100.000
TOTAL: FAMILIES AND CHILDREN			719.700	601.500	571.700
EARLY CHILDHOOD DEVELOPMENT					
PO-0295_ECD Grant_Breede Valley	20220705055351	11475276075100 Community and Social Services	31.302	45.000	45.000
PO-0296_ECD Grant_Witzenberg	20220705055350	11475276075100 Community and Social Services	-	10.000	10.000
PO-0297_ECD Grant_Langeberg	20220705055344	11475276075100 Community and Social Services	33.736	40.000	40.000
PO-0298_ECD Grant_Drakenstein	20220705055348	11475276075100 Community and Social Services	84.340	55.000	55.000
PO-0299_ECD Grant_Stellenbosch	20220705055349	11475276075100 Community and Social Services	50.604	50.000	50.000
			199.982	200.000	200.000
COMMUNITY SUPPORT PROJECT					
PO-0300_Community Support Grant_Breede Valley	20220708003813	11475247930000 Social Assistance: Social Relief	136.000	87.926	87.926
PO-0301_Community Support Grant_Drakenstein	20220708004140	11475247930000 Social Assistance: Social Relief	88.000	153.852	153.852
PO-0302_Community Support Grant_Langeberg	20220708004504	11475247930000 Social Assistance: Social Relief	32.000	71.284	71.284
PO-0303_Community Support Grant_Witzenberg	20220705055392	11475277290000 Social Assistance: Social Relief	80.000	51.284	51.284
PO-0304_Community Support Grant_Stellenbosch	20220708005045	11475247930000 Social Assistance: Social Relief	64.000	35.654	35.654
			400.000	400.000	400.000
YOUTH					
Youth Camp					
	20180704051273	11475222630000 Transport Provided as Part of Departmental Act.	100.000	203.100	-
	0	11475201670000 Stage and Sound Crew	-	-	-
	0	11475223080000 Hire Charges	53.100	-	-
	20201104042723	11475201270000 Catering Services	59.000	9.000	9.000
			212.100	212.100	9.000

PROJECTS BUDGET 2024/2025, 2025/2026 & 2026/2027

				BUDGET 2024/2025	BUDGET 2025/2026	BUDGET 2026/2027
Youth Day						
	20220705055189	11475221490000	Gifts and Promotional Items	10.000	10.000	10.000
	20220705055231	11475222630000	Transport Provided as Part of Departmental Act.	25.000	25.000	25.000
				35.000	35.000	35.000
Top Achievers Awards						
	20220705055182	11475221490000	Gifts and Promotional Items	50.000	50.000	50.000
	0	11475220180000	Consumables:Standard Rated	-	-	-
	20230705025577	11475221430000	Achievements and Awards	-	-	-
	20220705055208	11475222470000	Printing, Publications and Books	5.000	5.000	5.000
	20220705054781	11475201530000	Plants, Flowers and Other Decorations	16.450	16.450	16.450
	20220705055295	11475223080000	Hire Charges	40.000	-	-
	20220705054735	11475201220000	Audio-visual Services	10.000	10.000	10.000
	20220705054755	11475201270000	Catering Services	200.000	200.000	200.000
	20220705054773	11475201430000	Interior Decorator	10.550	10.550	10.550
	20220705054787	11475201670000	Stage and Sound Crew	5.000	5.000	5.000
	20220705054715	11475200590000	Translators, Scribes and Editors	9.000	9.000	9.000
				346.000	306.000	306.000
Career Exhibitions						
	20220705055245	11475222630000	Transport Provided as Part of Departmental Act.	68.300	68.300	68.300
	20220705054737	11475201220000	Audio-visual Services	2.600	2.600	2.600
				70.900	70.900	70.900
TOTAL: YOUTH				664.000	624.000	420.900
WOMEN						
Phenomenal Women Award						
	20230705026048	11475266790000	Afrikaanse Taalmuseum	100.000	100.000	100.000
				100.000	100.000	100.000
Sexual offence Awarness campaign						
	20220705055233	11475222630000	Transport Provided as Part of Departmental Act.	10.000	20.000	20.000
	20220705054746	11475201270000	Catering Services	39.000	29.000	29.000
	20220705055151	11475220180000	Consumables:Standard Rated	16.000	16.000	16.000
				65.000	65.000	65.000
Women's Day Event						
	20220705055248	11475222630000	Transport Provided as Part of Departmental Act.	10.000	10.000	10.000
	20220705054711	11475200480000	Outsourced Services:Professional Staff	150.000	150.000	2.000
	20220705054739	11475201220000	Audio-visual Services	750	750	750
	20220705054747	11475201270000	Catering Services	22.940	22.940	22.940
	20220705054783	11475201670000	Stage and Sound Crew	1.200	1.200	1.200
				184.890	184.890	36.890
TOTAL: WOMEN				349.890	349.890	201.890
TOTAL: SOCIAL DEVELOPMENT				3.137.712	2.790.130	2.409.230
RURAL DEVELOPMENT						
SPORTS, RECREATION AND CULTURE						
Sport,Recreation and culture events						
	20220705055175	11477221430000	Achievements and Awards	116.200	116.200	116.200
	20220705055190	11477221490000	Gifts and Promotional Items	4.600	4.600	4.600
	20220705055253	11477222630000	Transport Provided as Part of Departmental Act.	244.800	144.800	144.800
	20220705054751	11477201270000	Catering Services	363.200	343.200	343.200
	20220705054734	11477201220000	Audio-visual Services	10.000	10.000	10.000
	20220705054785	11477201670000	Stage and Sound Crew	54.000	54.000	54.000
	20220705055142	11477220180000	Consumables:Standard Rated	2.000	5.000	5.000
	20220705055165	11477220190000	Consumables: Zero Rated	2.300	2.300	2.300
				797.100	680.100	680.100
Sport And Rec support grant_Clubs_Witzenberg	20220705055362	11477276075200	Sport and Recreation	139.998	25.000	25.000
Sport And Rec support grant_Clubs_Langeberg	20220705055359	11477276075200	Sport and Recreation	116.665	100.000	100.000
Sport And Rec support grant_Clubs_Stellenbosch	20220705055360	11477276075200	Sport and Recreation	139.998	350.000	350.000
Sport And Rec support grant_Clubs_Breede Valley	20220705055361	11477276075200	Sport and Recreation	93.332	125.000	125.000
Sport And Rec support grant_Clubs_Drakenstein	20220705055358	11477276075200	Sport and Recreation	209.997	100.000	100.000
Cape Winelands Sport Council	20230705026534	11477277910000	Sport Councils	-	-	-
Cape Winelands Sport Council	20230823995534	11477201270000	Catering Services	180.000	-	-
Cape Winelands Sport Council	20230823995535	11477201430000	Interior Decorator	20.000	-	-
Drakenstein General Club	20220705055430	11477277910000	Sport Councils	-	100.000	100.000
Boland Cricket	20220705055425	11477277910000	Sport Councils	500.000	500.000	500.000
Boland Rugby Union	20220705055432	11477277920000	Boland Rugby	-	100.000	100.000
SAFA Capewinelands	20220705055431	11477277910000	Sport Councils	200.000	100.000	100.000
Cape Winelands Farmworkers Association	20220705055363	11477276075300	Cape Winelands Farmworkers Association	50.000	50.000	50.000
				1.649.990	1.550.000	1.550.000
Training of Referees						
	New ukey		Cape Winelands Netball Federation	150.000	-	-
	New ukey		Outsourced Services:Professional Staff	100.000	-	-
				250.000	-	-
Vlakkie Cricket						
	20220705055173	11477221430000	Achievements and Awards	20.000	20.000	20.000
	20220705054748	11477201270000	Catering Services	22.000	22.000	22.000
	20220705055251	11477222630000	Transport Provided as Part of Departmental Act.	30.000	50.000	50.000
				72.000	92.000	92.000
Easter Tournament						
	20220705055177	11477221430000	Achievements and Awards	33.320	33.320	33.320
	20220705055238	11477222630000	Transport Provided as Part of Departmental Act.	24.000	24.000	24.000
	20220705054763	11477201270000	Catering Services	30.000	30.000	30.000
				87.320	87.320	87.320
Drama Festival						
	20220705055249	11477222630000	Transport Provided as Part of Departmental Act.	60.000	60.000	60.000

PROJECTS BUDGET 2024/2025, 2025/2026 & 2026/2027

				BUDGET 2024/2025	BUDGET 2025/2026	BUDGET 2026/2027
	20220705054750	11477201270000	Catering Services	30.000	30.000	30.000
				90.000	90.000	90.000
Rieldans						
	20220705055236	11477222630000	Transport Provided as Part of Departmental Act.	30.000	30.000	30.000
	20220705054762	11477201270000	Catering Services	15.000	15.000	15.000
New ukey		0	Monetary Allocation	-	-	-
	20220705054792	11477201670000	Stage and Sound Crew	-	-	-
				45.000	45.000	45.000
Grassroot Sports Event						
	20230705025578	11477221430000	Achievements and Awards	21.000	21.000	21.000
	20230705025822	11477222630000	Transport Provided as Part of Departmental Act.	101.000	151.000	151.000
	20230705024713	11477201270000	Catering Services	105.000	55.000	55.000
	20230705024780	11477201670000	Stage and Sound Crew	16.000	16.000	16.000
				243.000	243.000	243.000
TOTAL: SPORTS, RECREATION AND CULTURE				3.234.410	2.787.420	2.787.420
Disabled						
PO-0273_International Day for persons with Disabilities						
	20220705054761	11477201270000	Catering Services	40.000	40.000	40.000
	20220705055239	11477222630000	Transport Provided as Part of Departmental Act.	66.000	66.000	66.000
	20220705054790	11477201670000	Stage and Sound Crew	10.000	10.000	10.000
				116.000	116.000	116.000
WHEELCHAIRS						
Provision of Wheelchairs	New ukey		Allocation-in-kind Social Assistance: Grant in Aid	200.000	-	-
				200.000	-	-
HEARING AIDS						
Provision of Hearing Aids	New ukey		Allocation-in-kind Social Assistance: Grant in Aid	200.000	-	-
				200.000	-	-
PO-0275_Disability Grant_Breede Valley	20220707991933	11477277210000	Social Assistance: Disability Grant	88.080	31.000	31.000
PO-0276_Disability Grant_Stellenbosch	20220705055373	11477277210000	Social Assistance: Disability Grant	39.390	32.000	32.000
PO-0277_Disability Grant_Drakenstein	20220707992548	11477277210000	Social Assistance: Disability Grant	39.390	117.000	117.000
Disability Grant_Witzenberg	20230705026190	11477277210000	Social Assistance: Disability Grant	13.130	-	-
PO-0274_Disabled adult diapers	20220705055143	11477220180000	Consumables:Standard Rated	100.000	100.000	100.000
				279.990	280.000	280.000
TOTAL: DISABLED				795.990	396.000	396.000
TOTAL: RURAL DEVELOPMENT				**4.030.400**	**3.183.420**	**3.183.420**
TOTAL PROJECTS				**30.689.120**	**21.872.558**	**21.666.658**

AREAS OF POTENTIAL SAVING

There is a strong strategic understanding that Cape Winelands District Municipality must exercise its functions as a Planning and Co-ordinating authority and not as an Executing authority. Therefore, these areas of potential savings must be contextualized accordingly:

- Don't spend funds on unnecessary items such as:
  - Catering for meetings between officials and officials and councillors;
  - Excessive traveling; and
  - Replacement of old office furniture still in good condition.
- Save on Salary Bill;
- Co-operational agreements between councils;
- Excessive use of stationery;
- Decrease the use of consultants;
- Attend only necessary congresses; and
- Alienate under-utilized buildings.

Chapter 8
Monitoring and Evaluation



The Cape Winelands District Municipality is currently in the process of reviewing its strategic objectives, pre-determined objectives and KPIs.

The information currently shown in this document is therefore in draft format and will be finalised towards the legislative deadlines in May 2024 (5-year Organisational Scorecard in IDP) and June 2024 (SDBIP)

STRATEGIC OBJECTIVE 1 - Creating an environment and forging partnerships that ensure social and economic development of all communities, including the empowerment of the poor in the Cape Winelands District						Quarterly Targets				
CWDM PDO	PDO Nr	Outcome Indicator	KPI Nr	Key Performance Indicator	Baseline	Annual Target Year 1	Annual Target Year 2	Annual Target Year 3	Annual Target Year 4	Annual Target Year 5
1.1	1.1.1	To administer an effective environmental health management system in order to achieve the environmental health objectives set.	1.1.1.1	Monthly report to PGWC on all MHS matters by the 10th of the following month (Sinjani report).	12	12	12	12	12	12
	1.1.2	To facilitate effective environmental pollution control through identification, evaluation and/or monitoring to prevent air pollution.	1.1.2.1	Submission of the annual Air Quality Officer Report to PGWC.	1	1	1	1	1	1
	1.1.3	To improve the livelihoods of citizens in the Cape Winelands District.	1.1.3.1	Number of water and/or sanitation subsidies granted to citizens in the Cape Winelands District.	14	25	25	25	25	25
1.2	1.2.1	To coordinate an effective disaster management division in order to achieve the disaster management objectives set.	1.2.1.1	Number of bi-annual Disaster Management Advisory Forums held.	2	2	2	2	2	2
1.3	1.3.1	Effective planning and co-ordination of specialized fire-fighting services.	1.3.1.1	Pre-fire season and post-fire season reports submitted to Council for consideration for approval.	2	2	2	2	2	2
	1.3.2	Build fire-fighting capacity.	1.3.2.1	Number of fire officials trained by the CWDM Fire Services Academy.	301	60	60	60	60	60
1.4	1.4.1	To fulfil a coordinating role in terms of town and regional planning within the Cape Winelands District.	1.4.1.1	Annual review of CWDM's IDP, submitted to Council for consideration for approval.	0	0	0	0	0	0

STRATEGIC OBJECTIVE 1 - Creating an environment and forging partnerships that ensure social and economic development of all communities, including the empowerment of the poor in the Cape Winelands District										
CWDM PDO	PDO Nr	Outcome Indicator	KPI Nr	Key Performance Indicator	Baseline	Quarterly Targets				
						Annual Target Year 1	Annual Target Year 2	Annual Target Year 3	Annual Target Year 4	Annual Target Year 5
	1.4.2	Implement environmental management activities to achieve environmental sustainability.	1.4.2.1	Number of hectares cleared through the EPWP Invasive Alien Vegetation Management Project.	2 447.61	2300	2300	2300	2 300	2 300
1.5	1.4.3	To fulfil a coordinating role in terms of Economic and Tourism Development within the Cape Winelands District.	1.4.3.1	Number of LTA Forums coordinated by the CWDM.	4	4	4	4	4	4
			1.4.3.2	Number of LED Forums coordinated by the CWDM.	4	4	4	4	4	4
	1.5.1	To improve the livelihoods of citizens in the Cape Winelands District.	1.5.1.1	Number of ECD centres supported by the CWDM.	34	33	33	33	33	33
			1.5.1.2	Number of youths who complete the skills development project.	24	23	23	23	23	23

STRATEGIC OBJECTIVE 2 - Promoting sustainable infrastructure services and a transport system which fosters social and economic opportunities						Quarterly Targets				
CWDM PDO	PDO Nr	Outcome Indicator	KPI Nr	Key Performance Indicator	Baseline	Annual Target Year 1	Annual Target Year 2	Annual Target Year 3	Annual Target Year 4	Annual Target Year 5
2.1	2.1.1	Roll-out and implementation of the maintenance function and activities for proclaimed roads as an agent on behalf of the Western Cape Department of Transport and Public Works.	2.1.1.1	Conclude the annual MOA or addendum with PGWC.	1	1	1	1	1	1
			2.1.1.2	Kilometres of roads re-sealed.	0	0	0	0	0	0
			2.1.1.3	Kilometres of roads bladed.	4 969.99	5 000	5 000	5 000	5 000	5 000
			2.1.1.4	Kilometres of roads re-gravelled.	2.15	3	3	3	3	3
2.2	2.2.1	Coordinate and improve the planning of infrastructure services in the Cape Winelands District.	2.2.1.1	Annual review, and alignment with review outcome, of the IWMP and submit to Council for consideration for approval.	0	1	1	1	1	1
2.3	2.3.1	Improve pedestrian safety throughout the Cape Winelands District.	2.3.1.1	Annual review, and alignment with review outcome, of the DITP and submit to Council for consideration for approval.	1	1	1	1	1	1
			2.3.1.2	Number of sidewalks and/or embayments and/or bus shelters completed or upgraded.	2	2	2	2	2	2
2.4	2.4.1	To improve infrastructure services for citizens in the Cape Winelands District.	2.4.1.1	Percentage of project budget spent on rural projects.	91.15%	90%	90%	90%	90%	90%
	2.4.2	To improve the livelihoods of citizens in the Cape Winelands District.	2.4.2.1	Number of schools assisted with ablution facilities and/or improved water supply.	2	2	2	2	2	2
			2.4.2.2	Number of solar geysers installed.	78	80	80	80	80	80

STRATEGIC OBJECTIVE 2 - Promoting sustainable infrastructure services and a transport system which fosters social and economic opportunities										
CWDM PDO	PDO Nr	Outcome Indicator	KPI Nr	Key Performance Indicator	Baseline	Quarterly Targets				
						Annual Target Year 1	Annual Target Year 2	Annual Target Year 3	Annual Target Year 4	Annual Target Year 5
			2.4.2.3	Number of sport facilities upgraded or completed and/or supplied with equipment.	3	11	11	11	11	11
2.5	2.5.1	To improve ICT governance in the Cape Winelands District	2.5.1.1	Annual review, and alignment with review outcome, of the ICT Governance Framework and/or the ICT Strategic Plan and submit to Council for consideration for approval.	1	1	1	1	1	1

STRATEGIC OBJECTIVE 3 - Providing effective and efficient financial and strategic support services to the Cape Winelands District Municipality (Chief Financial Officer and Municipal Manager)						Quarterly Targets				
CWDM PDO	PDO Nr	Outcome Indicator	KPI Nr	Key Performance Indicator	Baseline	Annual Target Year 1	Annual Target Year 2	Annual Target Year 3	Annual Target Year 4	Annual Target Year 5
3.1	3.1.1	To compile a budget that is available before the start of the financial year.	3.1.1.1	Completion of a budget and submitted to Council by 31 May.	1	1	1	1	1	1
	3.1.2	Transparent and accountable reporting to all stakeholders.	3.1.2.1	Completion of a mid-year assessment (section 72 report), submitted to Council by 31 January.	1	1	1	1	1	1
	3.1.3	Fair, equitable, transparent, competitive and cost-effective SCM practices.	3.1.3.1	Submit to Council a report on the implementation of SCM (within 30 days after financial year-end).	1	1	1	1	1	1
	3.1.4	To promote the financial viability of the CWDM through sound financial management practices	3.1.4.1	Maintaining a sound liquidity ratio as at financial year-end.	12.00:1	5.55:1	5.55:1	5.55:1	5.55:1	5.55:1
			3.1.4.2	Maintaining a sound Impairment of Property, Plant and Equipment and Investment Property and Intangible Assets Ratio	0%	0%	0%	0%	0%	0%
			3.1.4.3	Maintain a sound Cash / Cost Coverage Ratio as at financial year-end.	19.02 months	1 to 3 months	1 to 3 months	1 to 3 months	1 to 3 months	1 to 3 months
			3.1.4.4	Maintain a sound Level of Cash Backed Reserves Ratio as at financial year-end.	1 157%	100%	100%	100%	100%	100%
			3.1.4.5	Maintain a sound Net Operating Surplus Margin Ratio as at financial year-end.	12%	Equal to and greater than 0%	Equal to and greater than 0%	Equal to and greater than 0%	Equal to and greater than 0%	Equal to and greater than 0%
			3.1.4.6	Maintain a sound Creditors Payment Period Ratio as at financial year-end.	29 days	30 days	30 days	30 days	30 days	30 days
3.2	3.2.1	To coordinate functional statutory and other committees	3.2.1.1	Number of Council meetings that are supported administratively	11	7	7	7	7	7
			3.2.1.2	Number of MAYCO meetings that are supported administratively	11	9	9	9	9	9

STRATEGIC OBJECTIVE 3 - Providing effective and efficient financial and strategic support services to the Cape Winelands District Municipality (Chief Financial Officer and Municipal Manager)										
CWDM PDO	PDO Nr	Outcome Indicator	KPI Nr	Key Performance Indicator	Baseline	Quarterly Targets				
						Annual Target Year 1	Annual Target Year 2	Annual Target Year 3	Annual Target Year 4	Annual Target Year 5
3.3	3.3.1	To capacitate a skilled and competent workforce in order to realise organisational PDO's	3.3.1.1	Number of WSP submissions to the LGSETA	1	1	1	1	1	1
			3.3.1.2	The percentage of CWDM's training budget actually spent on implementing its WSP	73.23%	90%	95%	90%	95%	90%
	3.3.2	Facilitate an administrative function in so far as it relates to labour relations	3.3.2.1	Number of Employment Equity report submissions to the Department of Labour	1	1	1	1	1	1
3.5	3.3.3	To manage the capital funds spent in relation to the receipt thereof for improved service delivery	3.3.3.1	The percentage of CWDM's capital budget actually spent by the end of the financial year	67%	90%	95%	90%	95%	90%
	3.3.4	To promote good governance in the CWDM	3.3.4.1	Number of Audit & Performance Audit Committee meetings that are supported administratively	NEW KPI	4	4	4	4	4
	3.3.5	To transform the work force of the CWDM in terms of representation	3.3.5.1	Number of people from employment equity target groups employed in the 3 highest levels of management in compliance with CWDM's approved Employment Equity Plan	72.55% of appointments	90% of appointments	95% of appointments	90% of appointments	95% of appointments	90% of appointments
	3.3.6	To improve the livelihoods of citizens in the CWDM area	3.3.6.1	Number of work opportunities created (in person days) through CWDM's various initiatives	10 629	9 550	9 550	9 550	9 550	9 550
	3.3.7	To improve inter-governmental relations within the district as with other districts.	3.3.7.1	Improve inter-governmental relations within the district by initiating and participating in the DCF and JDMA meetings.	7	6	6	6	6	6

9. QUARTERLY PROJECTIONS OF SERVICE DELIVERY TARGETS AND PERFORMANCE INDICATORS (ORGANISATIONAL KPI's)

STRATEGIC OBJECTIVE 1 - Creating an environment and forging partnerships that ensure social and economic development of all communities, including the empowerment of the poor in the Cape Winelands District																
CWDM PDO	PDO Nr	Outcome Indicator	KPI Nr	Key Performance Indicator	Baseline	Quarterly Targets										
						Target Q1	Actual Q1	Target Q2	Actual Q2	Target Q3	Actual Q3	Target Q4	Actual Q4	Annual Target	Comments	
1.1	1.1.1	To administer an effective environmental health management system in order to achieve the environmental health objectives set.	1.1.1.1	Monthly report to PGWC on all MHS matters by the 15th of the following month (Sinjani report).	12	3		3		3		3		12		
	1.1.2	To facilitate effective environmental pollution control through identification, evaluation and/or monitoring to prevent air pollution.	1.1.2.1	Submission of the annual Air Quality Officer Report to PGWC.	1	0		0		0		1		1		
	1.1.3	To improve the livelihoods of citizens in the Cape Winelands District.	1.1.3.1	Number of water and/or sanitation subsidies granted to citizens in the Cape Winelands District.	14	5		5		10		5		16		
1.2	1.2.1	To coordinate an effective disaster management division in order to achieve the disaster management objectives set.	1.2.1.1	Number of bi-annual Disaster Management Advisory Forums held.	2	0		1		0		1		2		
1.3	1.3.1	Effective planning and co-ordination of specialized fire-fighting services.	1.3.1.1	Pre-fire season and post-fire season reports submitted to Council for consideration for approval.	2	0		1		0		1		2		
	1.3.2	Build fire-fighting capacity.	1.3.2.1	Number of the officials trained by the CWDM Fire Services Academy.	201	20		20		0		20		60		

STRATEGIC OBJECTIVE 1 - Creating an environment and forging partnerships that ensure social and economic development of all communities, including the empowerment of the poor in the Cape Winelands District																
CWDM PDO	PDO Nr	Outcome Indicator	KPI Nr	Key Performance Indicator	Baseline	Quarterly Targets										
						Target Q1	Actual Q1	Target Q2	Actual Q2	Target Q3	Actual Q3	Target Q4	Actual Q4	Annual Target	Comments
1.4	1.4.1	To fulfil a coordinating role in terms of town and regional planning within the Cape Winelands District.	1.4.1.1	Annual review of CWDM's SDF, submitted to Council for consideration for approval.	0	0		0		0		1		1	
	1.4.2	Implement environmental management activities to achieve environmental sustainability.	1.4.2.1	Number of hectares cleared through the EPWP Invasive Alien Vegetation Management Project.	2 447.81	0		0		1 000		1 300		2 300	
	1.4.3	To fulfil a coordinating role in terms of Economic and Tourism Development within the Cape Winelands District.	1.4.3.1	Number of LTA Forums coordinated by the CWDM.	4	1		1		1		1		4	
			1.4.3.2	Number of LED Forums coordinated by the CWDM.	4	1		1		1		1		4	
1.5	1.5.1	To improve the livelihoods of citizens in the Cape Winelands District.	1.5.1.1	Number of ECD centres supported by the CWDM.	34	0		0		24		0		24	
			1.5.1.2	Number of youths who complete the skills development project.	24	0		0		15		0		15	

STRATEGIC OBJECTIVE 2 - Promoting sustainable infrastructure services and a transport system which fosters social and economic opportunities																
CWDM PDO	PDO Nr	Outcome Indicator	KPI Nr	Key Performance Indicator	Baseline	Quarterly Targets										
						Target Q1	Actual Q1	Target Q2	Actual Q2	Target Q3	Actual Q3	Target Q4	Actual Q4	Annual Target	Comments
2.1	2.1.1	Roll-out and implementation of the maintenance function and activities for proclaimed roads as an agent on behalf of the Western Cape Department of Transport and Public Works.	2.1.1.1	Conclude the annual MOA or addendum with PGWC.	1	0		0		0		1		1	
			2.1.1.2	Kilometres of roads re-sealed.	0	0		0		0		0		0	
			2.1.1.3	Kilometres of roads bladed.	4 903.99	1 300		1 300		1 200		1 200		5 000	
			2.1.1.4	Kilometres of roads re-gravelled.	2.18	0		3		3		3		9	
2.2	2.2.1	Coordinate and improve the planning of infrastructure services in the Cape Winelands District.	2.2.1.1	Annual review, and alignment with review outcome, of the IWMP and submit to Council for consideration for approval.	0	0		0		0		1		1	
2.3	2.3.1	Improve pedestrian safety throughout the Cape Winelands District.	2.3.1.1	Annual review, and alignment with review outcome, of the DITP and submit to Council for consideration for approval.	1	0		0		0		1		1	
			2.3.1.2	Number of sidewalks and/or embayments and/or bus shelters completed or upgraded.	2	0		0		0		3		3	
2.4	2.4.1	To improve infrastructure services for citizens in the Cape Winelands District.	2.4.1.1	Percentage of project budget spent on rural projects.	41.10%	5% (Cumulative)		20% (Cumulative)		40% (Cumulative)		90% (Cumulative)		90% (Cumulative)	
	2.4.2	To improve the livelihoods of citizens in the Cape Winelands District.	2.4.2.1	Number of schools assisted with ablution facilities and/or improved water supply.	2	0		0		1		0		1	
			2.4.2.2	Number of solar geysers installed.	78	0		20		30		50		100	

STRATEGIC OBJECTIVE 2 - Promoting sustainable infrastructure services and a transport system which fosters social and economic opportunities																
CWDM PDO	PDO Nr	Outcome Indicator	KPI Nr	Key Performance Indicator	Baseline	Quarterly Targets										
						Target Q1	Actual Q1	Target Q2	Actual Q2	Target Q3	Actual Q3	Target Q4	Actual Q4	Annual Target	Comments
			2.4.2.3	Number of sport facilities upgraded or completed and/or supplied with equipment.	3	0		0		0		2		2	
2.5	**2.5.1**	To improve ICT governance in the Cape Winelands District.	**2.5.1.1**	Annual review, and alignment with review outcome, of the ICT Governance Framework and/or the ICT Strategic Plan and submit to Council for consideration for approval.	1	0		0		0		1		1	

STRATEGIC OBJECTIVE 3 - Providing effective and efficient financial and strategic support services to the Cape Winelands District Municipality (Chief Financial Officer and Municipal Manager)																
CWDM PDO	PDO Nr	Outcome Indicator	KPI Nr	Key Performance Indicator	Baseline	Quarterly Targets										
						Target Q1	Actual Q1	Target Q2	Actual Q2	Target Q3	Actual Q3	Target Q4	Actual Q4	Annual Target	Comments
3.1	3.1.1	To compile a budget that is available before the start of the financial year.	3.1.1.1	Compilation of a budget and submitted to Council by 31 May.	1	0		0		0		1		1	
	3.1.2	Transparent and accountable reporting to all stakeholders.	3.1.2.1	Compilation of a mid-year assessment (section 72 report), submitted to Council by 31 January.	1	0		0		1		0		1	
	3.1.3	Fair, equitable, transparent, competitive and cost-effective SCM practices.	3.1.3.1	Submit to Council a report on the implementation of SCM (within 30 days after financial year-end).	1	1		0		0		0		1	
	3.1.4	To promote the financial viability of the CWDM through sound financial management practices	3.1.4.1	Maintaining a sound liquidity ratio as at financial year-end.	12.90:1	0		0		0		12.44:1		12.44:1	
			3.1.4.2	Maintaining a sound Impairment of Property, Plant and Equipment and Investment Property and Intangible Assets Ratio	0%	0		0		0		0%		0%	
			3.1.4.3	Maintain a sound Cash / Cost Coverage Ratio as at financial year-end.	19.82 months	0		0		0		1 to 3 months		1 to 3 months	
			3.1.4.4	Maintain a sound Level of Cash Backed Reserves Ratio as at financial year-end.	1 197%	0		0		0		100%		100%	
			3.1.4.5	Maintain a sound Net Operating Surplus Margin Ratio as at financial year-end.	12%	0		0		0		Equal to and greater than 0%		Equal to and greater than 0%	
			3.1.4.6	Maintain a sound Creditors Payment Period Ratio as at financial year-end.	29 days	0		0		0		30 days		30 days	
3.2	3.2.1	To coordinate functional statutory and other committees	3.2.1.1	Number of Council meetings that are supported administratively	11	1		1		3		2		7	
			3.2.1.2	Number of MAYCO meetings that are supported administratively	11	2		2		3		2		9	

STRATEGIC OBJECTIVE 3 - Providing effective and efficient financial and strategic support services to the Cape Winelands District Municipality (Chief Financial Officer and Municipal Manager)																
CWDM PDO	PDO Nr	Outcome Indicator	KPI Nr	Key Performance Indicator	Baseline	Quarterly Targets										
						Target Q1	Actual Q1	Target Q2	Actual Q2	Target Q3	Actual Q3	Target Q4	Actual Q4	Annual Target	Comments
3.3	3.3.1	To capacitate a skilled and competent workforce in order to realise organisational SO's	3.3.1.1	Number of WSP submissions to the LGSETA.	1	0		0		0		1		1	
			3.3.1.2	The percentage of CWDM's training budget actually spent on implementing its WSP.	73.23%	5% (cumulative)		20% (cumulative)		40% (cumulative)		90% (cumulative)		90%	
	3.3.2	Facilitate an administrative function in so far as it relates to labour relations	3.3.2.1	Number of Employment Equity report submissions to the Department of Labour.	1	0		0		1		0		1	
3.3	3.3.3	To manage the capital funds spent in relation to the receipt thereof for improved service delivery	3.3.3.1	The percentage of CWDM's capital budget actually spent by the end of the financial year	67%	0		0		0		80%		80%	
	3.3.4	To promote good governance in the CWDM.	3.3.4.1	Number of Audit & Performance Audit Committee meetings that are supported administratively	NEW KPI	1		1		1		1		4	
	3.3.5	To transform the work force of the CWDM in terms of representation	3.3.5.1	Number of people from employment equity target groups employed in the 3 highest levels of management in compliance with CWDM's approved Employment Equity Plan	79.55% of appointments	0		0		0		90%		90% of appointments	
	3.3.6	To improve the livelihoods of citizens in the CWDM area	3.3.6.1	Number of work opportunities created (in person days) through CWDM's various initiatives	10 623	1 240		2 140		3 540		2 640		9 560	
	3.3.7	To improve inter-governmental relations within the district as with other districts.	3.3.7.1	Improve inter-governmental relations within the district by initiating and participating in the DCF and JDMA meetings.	7	2		2		2		2		8	

Annexures

Annexures as per IDP document

Appendix A - Cape Winelands District Municipality: 2023/24 adjustment budget for Provincial Infrastructure Investment

Annexures as per Budget document

Annexure O - Air Quality Management Plan

Annexure P - CWDM Spatial Development Framework 2021 – 2025

Annexure Q - Integrated Waste Management Plan

Annexure R - Corporate Disaster Management Plan

Appendix A

Cape winelands district municipality: 2023/24 adjustment budget for provincial infrastructure investment

Western Cape Government

Department of Environmental Affairs and Development Planning
Helena Jacobs
Directorate Development Planning Intelligence Management & Research
Helena.Jacobs@westerncape.gov.za | Tel: 021 483 5167

Reference: 15/14/2/12

Attention: The Municipal Manager

Cape Winelands District Municipality
P.O. Box 91
Worcester
6850

Dear Sir/Madam

CAPE WINELANDS DISTRICT MUNICIPALITY: 2023/24 ADJUSTMENT BUDGET FOR PROVINCIAL INFRASTRUCTURE INVESTMENT

The *Overview of Adjusted Provincial and Municipal Infrastructure Investment 2023 (OAPMII)* publication (ISBN: 978-0-621-51610-4 of November 2023) follows on the Main 2023/24 *Overview of Provincial Infrastructure Investment (OPMII)*, as published with the 2023/24 MTEF Budget in March 2023. The OAPMII provides an update of provincial infrastructure delivery plans and spending priorities across all the municipal areas of the Western Cape. The Adjustment Budget responds to in-year pressures and challenges in infrastructure delivery, to support the implementation of investment programmes and projects and to mitigate against the risks associated with under-utilised funds.

This letter provides the OAPMII information for your Municipality as published. Your attention is drawn to the fact that infrastructure projects are in various stages of planning and implementation and the information may be subject to change, depending on fiscal constraints and the availability of resources.

Table 1 provides a summary of the data, while **Table 2** represents an extract from the dataset associated with the OAPMII publication, as provided by Provincial Treasury on 11 December 2023. **Table 3** represents projects in the 2023/24 MTEF Main Budget, that could not be identified in the data for the Adjustment Budget 2023/24. There can be various reasons for these projects to not appear in the Adjustment Budget, such as the completion of a project during 2023, or the shifting of priorities.

If your Municipality needs more information about the projects listed in the Tables, it is recommended that the relevant Departments be contacted directly. The contact details for key Departmental officials can be provided on request.

The data is drawn from the *National Infrastructure Reporting Model (IRM)*, as captured by each Department. It should be noted that monitoring the accuracy of information in the reporting model is ongoing, and continues to receive attention with the aim to progressively improve the accuracy of data.

An overview of the Western Cape Medium-Term Budget Policy Statement and the 2023/24 Adjustment Budget, are available online on Provincial Treasury's website.

Table 1: Data Summary

Cape Winelands District: Projects with budget in Adjusted appropriation 2023/24				
Classification	Number of Projects	Main appropriation (Rand '000)	Adjustments (Rand '000)	Adjusted appropriation (Rand '000)
Economic Infrastructure		1 410 042	(517 950)	892 092
Cape Nature	3	9 500	(5 492)	4 008
Public Works	4	44 791	(17 058)	27 733
Transport	34	1 355 751	(495 400)	860 351
Social Infrastructure		**505 421**	**(122 033)**	**383 388**
Education	10	142 000	(63 959)	78 041
Health	44	91 873	(24 770)	67 103
Human Settlements	44	269 848	(33 304)	236 544
Cultural Affairs and Sport	3	1 700	0	1 700
Grand Total	**142**	**1 915 463**	**(639 983)**	**1 275 480**

Key Observations

From a total of 142 projects applicable to your Municipality, 82 projects represent ongoing projects that could also be identified in the MTEF 2023/24 Main Budget dataset of March 2023. The data shows that 60 projects, not previously included in the Main Budget dataset, are now allocated to the Municipality. There are furthermore 62 projects in the Main Budget dataset which could not be observed in the Adjustment Budget dataset (Table 3). The extract of projects does not reflect categories of projects at Provincial and cross-district scale.

Link to DEA&DP Infrastructure Portal in the Resource Centre for Development Planning

For those officials that already have access to the *Resource Centre for Development Planning*, the information (including datasets) referred to in this correspondence, can also be downloaded from the Infrastructure Portal on the site.

Apply for access

https://forms.office.com/r/1TGkXT2CKj

Survey

We would appreciate feedback regarding this correspondence and the data provided. The short survey can be accessed here: https://forms.office.com/r/SYW0SVtJKzX. This will assist us to focus and improve the service.

Further queries may be directed to Helena Jacobs.
Contact Nos: 0214835167 / 0833150137
Email: helena.jacobs@westerncape.gov.za

Yours Sincerely

pp R.C. Fourie

Digitally signed by pp R.C. Fourie
Date: 2024.01.18 17:00:21 +02'00'

18 January 2024

Helena Jacobs
Director: Development Planning Intelligence Management and Research
Department of Environmental Affairs and Development Planning

Date

TABLE 2: ADJUSTMENT BUDGET FOR INFRASTRUCTURE PROJECTS IN THE CAPE WINELANDS DISTRICT MUNICIPALITY 2023/24

Refer to Table 3.4 on page 35 of the Overview of Adjusted Provincial & Municipal Infrastructure Investment 2023 publication.

82	Projects in the Adjustment Infrastructure Budget - also observed in the Main Infrastructure Budget 2023/24
60	Projects in the Adjustment Infrastructure Budget - not observed in the Main Infrastructure Budget 2023/24
142	**Total Projects in Adjusted Infrastructure Budget 2023/24**

Amounts in Rand

Project no.	Project Name	Department	Sector	Delivery mechanism	Nature of Investment	Local Municipality	Source of Funding	Latitude	Longitude	Total Project Cost	Current year expenditure	Main appropriation	Adjustments	Adjusted appropriation
C1102.2	C1102.02 Rustenburg & Rainkloof Reseals	Infrastructure	Transport	Individual Project	Rehabilitation, Renovations & Refurbishment	Drakenstein	Equitable Share	-33,8316	19,0512	20000000	20572000	20000000	-9396000	10604000
C1102.1	C1102.1 Dual MR201 N1 to Klipraq Rd	Infrastructure	Transport	Individual Project	Upgrading & Additions	Drakenstein	Equitable Share	-33,7957	18,9795	270000000	37016000	90000000	-46194000	43806000
C1105	C1105 Reseal Du Toits Kloof	Infrastructure	Transport	Individual Project	Rehabilitation, Renovations & Refurbishment	Drakenstein	Equitable Share	-33,7167	19,15	250000000	37591000	80000000	-80000000	0
C1116.1	C1116.1 Reseal Wolseley - Ceres - Touwsrivier 86km	Infrastructure	Transport	Individual Project	Rehabilitation, Renovations & Refurbishment	Witzenberg	Equitable Share	-33,4191	19,1909	200000000	0	30000000	12696000	42696000
C1116.1 PRMG	C1116.1 Reseal Wolseley - Ceres - Touwsrivier 86km	Infrastructure	Transport	Individual Project	Rehabilitation, Renovations & Refurbishment	Witzenberg	Provincial Roads Maintenance Grant	-33,4191	19,1909	120000000	8008000	70000000	-48096000	21904000
C1141	C1141 Reseal Montagu - Barrydale	Infrastructure	Transport	Individual Project	Rehabilitation, Renovations & Refurbishment	Langeberg	Equitable Share	-33,7874	20,1301	105000000	1069000	35000000	-15000000	20000000
C1141 PRMG	C1141 Reseal Montagu- Barrydale	Infrastructure	Transport	Individual Project	Rehabilitation, Renovations & Refurbishment	Langeberg	Provincial Roads Maintenance Grant	-33,7874	20,1301	350000000	0	55000000	-5000000	50000000
C1142	C1142 Rehab Simondium Reseal	Infrastructure	Transport	Individual Project	Rehabilitation, Renovations & Refurbishment	Drakenstein	Equitable Share	-33,5809	19,0453	560000000	0	65759000	-45759000	20000000
C1145 PRMG	C1145 PRMG Voor Paardeberg rd	Infrastructure	Transport	Individual Project	Rehabilitation, Renovations & Refurbishment	Drakenstein	Provincial Roads Maintenance Grant	-33,7342	18,9621	184000000	0	45000000	-25000000	20000000

Project no.	Project Name	Department	Sector	Delivery mechanism	Nature of Investment	Local Municipality	Source of Funding	Latitude	Longitude	Total Project Cost	Current year expenditure	Main appropriation	Adjustments	Adjusted appropriation
C1145	C1145 Voor Paardeberg rd	Infrastructure	Transport	Individual Project	Rehabilitation, Renovations & Refurbishment	Drakenstein	Equitable Share	-33,5809	18,9453	60000000	0	35000000	-35000000	0
C1155.3	C1155.3 Emergency flood damage repairs near Bonnievale (Breë River)	Infrastructure	Transport	Individual Project	Rehabilitation, Renovations & Refurbishment	Langeberg	Equitable Share	-33,9159	20,0807	33000000	536000	1000000	0	1000000
C1156.1	C1156.1 Emergency replacement of culvert C12328 Paarl	Infrastructure	Transport	Individual Project	Rehabilitation, Renovations & Refurbishment	Drakenstein	Equitable Share	-33,7342	18,9621	12000000	302000	1500000	6000000	7500000
C1156.2	C1156.2 Rehabilitate/Replace Bridge 0593 at km10,5 Soetendal, Paarl	Infrastructure	Transport	Individual Project	Rehabilitation, Renovations & Refurbishment	Drakenstein	Equitable Share	-33,7342	18,9621	4000000	0	4000000	-4000000	0
C1158.2	C1158.2 Emergency replacement of Bridge0485 near De Doorns	Infrastructure	Transport	Individual Project	Rehabilitation, Renovations & Refurbishment	Breede Valley	Equitable Share	-33,4777	19,6669	42000000	0	0	31350000	31350000
C1203 PRMG	C1203 PRMG Reseal Trunk & Divisional roads around Worcester (58km)	Infrastructure	Transport	Individual Project	Rehabilitation, Renovations & Refurbishment	Breede Valley	Provincial Roads Maintenance Grant	-33,6539	19,4616	120000000	0	30000000	-30000000	0
C1203	C1203 Reseal Trunk & Divisional roads around Worcester	Infrastructure	Transport	Individual Project	Rehabilitation, Renovations & Refurbishment	Breede Valley	Equitable Share	-33,6539	19,4616	115000000	0	20000000	-19000000	1000000
C1205 PRMG	C1205 PRMG Reseal Bonnievale/Ashton	Infrastructure	Transport	Individual Project	Rehabilitation, Renovations & Refurbishment	Langeberg	Provincial Roads Maintenance Grant	-33,8733	20,1177	160000000	105000	40000000	-20000000	20000000
C1216	C1216 Reseal/rehab Ceres-Op die Berg-Citrusdal	Infrastructure	Transport	Individual Project	Rehabilitation, Renovations & Refurbishment	Witzenberg	Provincial Roads Maintenance Grant	-33,4807	19,295	538000000	7107000	50000000	-10000000	10000000
C749.2 PRMG	C749.2 Paarl-Franschhoek	Infrastructure	Transport	Individual Project	Rehabilitation, Renovations & Refurbishment	Drakenstein	Equitable Share	-33,8237	18,9522	500000000	0	50000000	-49000000	1000000
C749.2	C749.2 PRMG Rehab Paarl- F/hoek MR101	Infrastructure	Transport	Individual Project	Rehabilitation, Renovations & Refurbishment	Drakenstein	Provincial Roads	-33,8237	18,9522	400000000	0	50000000	-50000000	0

CapeWinelandsDM
@CapeWinelands_DM1
www.capewinelands.gov.za
CAPE WINELANDS DISTRICT
123
INTEGRATED DEVELOPMENT PLAN 2024-25

Project no.	Project Name	Department	Sector	Delivery mechanism	Nature of Investment	Local Municipality	Source of Funding	Latitude	Longitude	Total Project Cost	Current year expenditure	Main appropriation	Adjustments	Adjusted appropriation
							Mainte-nance Grant							
C914	C914 Spier road phase 3	Infrastructure	Transport	Individual Project	Rehabilitation, Renovations & Refurbishment	Stellenbosch	Equitable Share	-33,9321	18,8602	281000006	51095000	120000000	-71096000	48904000
C967	C967 Malmesbury Bypass	Infrastructure	Transport	Individual Project	New or Replaced Infrastructure	Drakenstein	Equitable Share	-33,6857	18,9584	500000000	13075000	200000000	-61825000	136200000
C974.1 PRMG	C974.1 Safety Improvements R44 Phase 1 - Winery I/C	Infrastructure	Transport	Individual Project	Upgrading & Additions	Drakenstein	Provincial Roads Mainte-nance Grant	-33,5809	19,0453	300000000	0	10175000	-10175000	0
W1702000 5/3	Cape Winelands: Drakenstein: Paarl: Simondium: Phase 1	Infrastructure	Human Settlements	Individual Project	Infrastructure Transfers - Capital	Drakenstein	Other	-33,836	18,9179	30000000	0	30000000	-30000000	0
CH830120	Ceres - Ceres Hospital - HT - Hospital and Nurses Home Repairs and Renovation	Health and Wellness	Health	Individual Project	Non-Infrastructure	Witzenberg	Health Facility Revitalisatio n Grant	-33,3629	19,3011	2000000	0	475000	-475000	0
CH830114	Ceres - Ceres Hospital - New Acute Psychiatric Ward	Health and Wellness	Health	Individual Project	Upgrading & Additions	Witzenberg	Health Facility Revitalisatio n Grant	-33,3629	19,3011	6441001	179131	164000	243000	407000
Regravel CW DM	CW DM Regravel	Infrastructure	Transport	Individual Project	Rehabilitation, Renovations & Refurbishment	Stellenbosch	Equitable Share	-33,9348	18,8583	348000000	4883000	30000000	-15000000	15000000
CX000868	CYCC-Lindelani	Infrastructure	Public Works	Individual Project	Rehabilitation, Renovations & Refurbishment	Stellenbosch	Equitable Share	-33,8809	18,8222	1794159272	27003185	24998000	-21892000	3106000
DTPW073/ 2014	Dal Josaphat PS	Education	Education	Individual Project	New or Replaced Infrastructure	Drakenstein	Education Infrastructu re Grant	-33,694	19,0161	98974000	10672000	60000000	-50000000	10000000
CH820002	De Doorns - De Dooms Ambulance Station - Replacement	Health and Wellness	Health	Individual Project	New or Replaced Infrastructure	Breede Valley	Health Facility Revitalisatio n Grant	-33,4767	19,6682	19660000	0	1000	157000	158000
CH810013	De Doorns - De Dooms CDC - HT - Upgrade and Additions	Health and Wellness	Health	Individual Project	Non-Infrastructure	Breede Valley	Health Facility Revitalisatio n Grant	0	0	5584000	373779	3209000	-2835000	374000

Project no.	Project Name	Department	Sector	Delivery mechanism	Nature of Investment	Local Municipality	Source of Funding	Latitude	Longitude	Total Project Cost	Current year expenditure	Main appropriation	Adjustments	Adjusted appropriation
CB810013	De Doorns - De Doorns CDC - Upgrade and Additions	Health and Wellness	Health	Individual Project	Upgrading & Additions	Breede Valley	Health Facility Revitalisation Grant	0	0	36000000	915024	2500000	-1877000	623000
DR1399 Die Straat Rawsonville	DR 1399 Die Straat	Infrastructure	Transport	Individual Project	Upgrading & Additions	Breede Valley	Equitable Share	-33,6818	19,3144	4000000	0	4000000	-4000000	0
CB000812	Elsenburg Main Building Mod Phase 2 (Labs)	Infrastructure	Public Works	Individual Project	Rehabilitation, Renovations & Refurbishment	Stellenbosch	Equitable Share	-33,8473	18,8348	28715544	12753812	18295000	4275000	22570000
CB000-Elsen-Phase3	Elsenburg Main Building Mod Phase 3 (Labs)	Infrastructure	Public Works	Individual Project	Rehabilitation, Renovations & Refurbishment	Stellenbosch	Equitable Share	-33,8473	18,8348	50785000	0	1500000	-715000	785000
CB810032	Gouda - Gouda Clinic - Replacement	Health and Wellness	Health	Individual Project	New or Replaced Infrastructure	Drakenstein	Health Facility Revitalisation Grant	-33,2956	19,0429	23713000	0	610000	-609000	1000
TBA 278	Hotspot Areas_Improve Look & Feel	Education	Education	Individual Project	Upgrading & Additions	Stellenbosch	Equitable Share	-33,9184	18,7599	40000000	39240000	40000000	0	40000000
Maintenance - Cape Winelands	Maintenance - Cape Winelands	Infrastructure	Transport	Individual Project	Maintenance and Repairs	Stellenbosch	Equitable Share	-33,9353	18,8537	1,26E+11	77644000	142817000	216686000	1638953000
CB830034	Montagu - Montagu Hospital - Rehabilitation	Health and Wellness	Health	Individual Project	Rehabilitation, Renovations & Refurbishment	Langeberg	Health Facility Revitalisation Grant	-33,7975	20,1232	42200000	1112459	344000	670000	1014000
TBA 12	New Ashton HS	Education	Education	Individual Project	New or Replaced Infrastructure	Langeberg	Education Infrastructure Grant	-33,8369	20,0931	78000000	2692000	2000000	0	2000000
DTPW079/2014	New Klapmuts HS	Education	Education	Individual Project	New or Replaced Infrastructure	Stellenbosch	Equitable Share	-33,8105	18,8649	95200000	0	0	1204000	1204000
1231	Overhex Modular Library	Cultural Affairs and Sports	Cultural Affairs and Sport	Individual Project	Infrastructure Transfers - Capital	Breede Valley	Community Library Service Grant	-33,645	19,4435	850000	0	850000	0	850000
CB820050	Paarl - Paarl Ambulance Station -	Health and Wellness	Health	Individual Project	Upgrading & Additions	Drakenstein	Health Facility	-33,7201	18,97	5000000	0	81000	-81000	0

Project no.	Project Name	Department	Sector	Delivery mechanism	Nature of Investment	Local Municipality	Source of Funding	Latitude	Longitude	Total Project Cost	Current year expenditure	Main appropriation	Adjustments	Adjusted appropriation
	Upgrade and additions incl wash bay						Revitalisation Grant							
CH810074-0001	Paarl - Paarl CDC - Enabling work incl fencing to secure new site	Health and Wellness	Health	Individual Project	Upgrading & Additions	Drakenstein	Health Facility Revitalisation Grant	-33,6753	18,9929	11113000	3116249	1531000	2105000	3636000
CH810074	Paarl - Paarl CDC - HT - New	Health and Wellness	Health	Individual Project	Non-Infrastructure	Drakenstein	Health Facility Revitalisation Grant	-33,6753	18,9929	10200000	1075823	1297000	2000	1299000
CH810074	Paarl - Paarl CDC - New	Health and Wellness	Health	Individual Project	New or Replaced Infrastructure	Drakenstein	Health Facility Revitalisation Grant	-33,6753	18,9929	85588750	232758	2776000	-1819000	957000
CH840089	Paarl - Paarl Hospital - HT - New Obstetric Theatre in Maternity Unit	Health and Wellness	Health	Individual Project	Non-Infrastructure	Drakenstein	Health Facility Revitalisation Grant	-33,726	18,9715	3300000	0	10000	-10000	0
HCH8/1002 9	Paarl - Paarl Hospital - HT - Refurbishment 2023.24	Health and Wellness	Health	Individual Project	Non-Infrastructure	Drakenstein	Health Facility Revitalisation Grant	-33,726	18,9715	989000	989000	3070000	-2081000	989000
CH840089	Paarl - Paarl Hospital - New Obstetric Theatre in Maternity Unit	Health and Wellness	Health	Individual Project	Upgrading & Additions	Drakenstein	Health Facility Revitalisation Grant	-33,726	18,9715	10429000	76938	562000	727000	1289000
CH860077	Paarl - Paarl HT Maintenance Hub - Infrastructure Support	Health and Wellness	Health	Individual Project	Non-Infrastructure	Drakenstein	Equitable Share	-33,726	18,9715	0	0	770000	-770000	0
HCH10017	Paarl - Sonstraal Hospital - Upgrade and Additions (Alpha)	Health and Wellness	Health	Individual Project	Upgrading & Additions	Drakenstein	Health Facility Revitalisation Grant	-33,7136	18,887	80000000	0	800000	-799000	1000
CH860081	Paarl - West Coast Maintenance Hub - Infrastructure Support	Health and Wellness	Health	Individual Project	Non-Infrastructure	Drakenstein	Equitable Share	-33,726	18,9715	0	0	1615000	-1615000	0
CH810162	Paarl - Windmeul Clinic - HT - Upgrade and Additions (Alpha)	Health and Wellness	Health	Individual Project	Non-Infrastructure	Drakenstein	Health Facility	-33,6707	18,9056	1321000	0	445000	-445000	0

Project no.	Project Name	Department	Sector	Delivery mechanism	Nature of Investment	Local Municipality	Source of Funding	Latitude	Longitude	Total Project Cost	Current year expenditure	Main appropriation	Adjustments	Adjusted appropriation
							Revitalisation Grant							
CH810162	Paarl - Windmeul Clinic - Upgrade and Additions (Alpha)	Health and Wellness	Health	Individual Project	Upgrading & Additions	Drakenstein	Health Facility Revitalisation Grant	-33,6707	18,9056	7940000	108189	4190000	-3725000	465000
W1502001 1/3	Paarl Siyahlala Phase 2 (193 units) UISP PHP	Infrastructure	Human Settlements	Individual Project	Infrastructure Transfers - Capital	Drakenstein	Human Settlements Development Grant	-33,5809	19,0453	10160000	0	0	1580000	1580000
W1711000 7/2	Paarl Vlakkeland (professional fees) IRDP	Infrastructure	Human Settlements	Individual Project	Infrastructure Transfers - Capital	Drakenstein	Human Settlements Development Grant	-33,7342	18,9621	5000000	0	4000000	-1000000	3000000
W1711000 7/1	Paarl Vlakkeland Phase 1_1 and 1_4 (406 units) IRDP	Infrastructure	Human Settlements	Individual Project	Infrastructure Transfers - Capital	Drakenstein	Human Settlements Development Grant	-33,7342	18,9621	47000000	2048000	16740000	17960000	34700000
W1711000 7	Paarl Vlakkeland Phase 1_2 and 1_3 (537 units) IRDP	Infrastructure	Human Settlements	Individual Project	Infrastructure Transfers - Capital	Drakenstein	Human Settlements Development Grant	-33,7342	18,9621	30000000	40231682	22000000	-1000000	21000000
CH830044	Robertson - Robertson Hospital - Acute Psychiatric Ward and New EC	Health and Wellness	Health	Individual Project	Upgrading & Additions	Langeberg	Health Facility Revitalisation Grant	-33,8017	19,8913	82817000	585669	573000	1373000	1946000
WE/00041 6/2017	Roodewal PS	Education	Education	Individual Project	New or Replaced Infrastructure	Breede Valley	Education Infrastructure Grant	-33,6473	19,4672	75483000	0	5000000	-5000000	0
Routine Maintenance CW DM	Routine Maintenance CW DM	Infrastructure	Transport	Packaged with Sub-Contracts	Maintenance and Repairs	Witzenberg	Equitable Share	-33,3333	19,6667	600000000	43494000	77000000	19000000	96000000
CH810228	Saron - Saron Clinic - HT - General maintenance and upgrade (Alpha)	Health and Wellness	Health	Individual Project	Non-Infrastructure	Drakenstein	Health Facility Revitalisation Grant	-33,1838	19,0075	1092000	192191	428000	0	428000
CH810224	Stellenbosch - Cloetesville CDC - HT - General maintenance (Alpha)	Health and Wellness	Health	Individual Project	Non-Infrastructure	Stellenbosch	Health Facility Revitalisation Grant	-33,9224	18,857	3610000	580410	1866000	405000	2271000

CapeWinelandsDM
@CapeWinelands_DM1
www.capewinelands.gov.za
INTEGRATED DEVELOPMENT PLAN 2024-25

Project no.	Project Name	Department	Sector	Delivery mechanism	Nature of Investment	Local Municipality	Source of Funding	Latitude	Longitude	Total Project Cost	Current year expenditure	Main appropriation	Adjustments	Adjusted appropriation
CB810090	Stellenbosch - Kayamandi Clinic - Upgrade and additions (Alpha)	Health and Wellness	Health	Individual Project	Upgrading & Additions	Stellenbosch	Health Facility Revitalisation Grant	-33,9192	18,8866	50654000	0	454000	247000	701000
CB830122	Stellenbosch - Stellenbosch Hospital - Hospital and stores repairs and renovation	Health and Wellness	Health	Individual Project	Rehabilitation, Renovations & Refurbishment	Stellenbosch	Health Facility Revitalisation Grant	-33,9306	18,8708	38120000	12057578	9091000	0	9091000
CH830122	Stellenbosch - Stellenbosch Hospital - HT - Hospital and Stores Repairs and Renovation	Health and Wellness	Health	Individual Project	Non-Infrastructure	Stellenbosch	Health Facility Revitalisation Grant	-33,9306	18,8708	5000000	1714057	1900000	2381000	4281000
VROLIK UPGRADES	Vroljkheid Upgrades	Environmental Affairs and Development Planning	Cape Nature	Individual Project	Upgrading & Additions	Breede Valley	Equitable Share	-33,5538	19,5239	3258111	913302	2500000	758111	3258111
L232	Wagenmakersvallei Modular Library	Cultural Affairs and Sports	Cultural Affairs and Sport	Individual Project	Infrastructure Transfers - Capital	Drakenstein	Community Library Service Grant	-33,6311	19,0472	850000	0	850000	-720000	130000
DTPW050/2014	Wawiesn SS	Education	Education	Individual Project	New or Replaced Infrastructure	Witzenberg	Education Infrastructure Grant	-33,2868	19,1534	77563000	28614000	35000000	-15000000	20000000
CB810100	Wolseley - Wolseley Clinic - Replacement	Health and Wellness	Health	Individual Project	New or Replaced Infrastructure	Witzenberg	Health Facility Revitalisation Grant	-33,4126	19,1972	25274000	0	241000	-239000	2000
WOLWE-MNGMT FAC	Wolwekloof-Management facilities	Environmental Affairs and Development Planning	Cape Nature	Individual Project	Upgrading & Additions	Witzenberg	Equitable Share	-33,2545	19,1613	750000	0	2000000	-1250000	750000
Wolwe-Tiger	Wolwekloof-Tiger flats	Environmental Affairs and Development Planning	Cape Nature	Individual Project	Upgrading & Additions	Witzenberg	Equitable Share	-33,2545	19,1613	0	0	5000000	-5000000	0
CB810101	Worcester - Avian Park Clinic - New	Health and Wellness	Health	Individual Project	New or Replaced Infrastructure	Breede Valley	Health Facility	-33,667	19,4339	37087380	49027	190000	518000	708000

Project no.	Project Name	Department	Sector	Delivery mechanism	Nature of Investment	Local Municipality	Source of Funding	Latitude	Longitude	Total Project Cost	Current year expenditure	Main appropriation	Adjustments	Adjusted appropriation
							Revitalisation Grant							
CB60025	Worcester - Boland Nurse College - Training facility at Kleinbosch	Health and Wellness	Health	Individual Project	Upgrading & Additions	Breede Valley	Health Facility Revitalisation Grant	-33,6536	19,436	45100000	0	1200000	-335000	867000
CB60100	Worcester - Cape Winelands District Office - Lift upgrade 1892, 1893	Health and Wellness	Health	Individual Project	Rehabilitation, Renovations & Refurbishment	Breede Valley	Health Facility Revitalisation Grant	-33,6211	19,4569	6000000	0	168000	0	168000
CCB60082	Worcester - Winelands & Overberg Maintenance Hub - Infrastructure Support	Health and Wellness	Health	Individual Project	Non-Infrastructure	Breede Valley	Equitable Share	-33,6419	19,4583	0	0	1090000	-1090000	0
CB40053	Worcester - Worcester Hospital - Fire compliance	Health and Wellness	Health	Individual Project	Rehabilitation, Renovations & Refurbishment	Breede Valley	Health Facility Revitalisation Grant	-33,6449	19,4583	35585000	3269718	2141000	5829000	7970000
HCH8/10031	Worcester - Worcester Hospital - HT - Refurbishment 2023-24	Health and Wellness	Health	Individual Project	Non-Infrastructure	Breede Valley	Health Facility Revitalisation Grant	-33,6419	19,4583	3217000	3217697	1330000	1887000	3217000
CH840061	Worcester - Worcester Hospital - HT - Relocation of MOU	Health and Wellness	Health	Individual Project	Non-Infrastructure	Breede Valley	Health Facility Revitalisation Grant	-33,6449	19,4583	3750000	1339728	2375000	-2374000	1000
CB40061	Worcester - Worcester Hospital - Relocation of MOU	Health and Wellness	Health	Individual Project	Rehabilitation, Renovations & Refurbishment	Breede Valley	Health Facility Revitalisation Grant	-33,6449	19,4583	14576000	3301987	5467000	1720000	7187000
CCB60078	Worcester - Worcester HT Maintenance Hub - Infrastructure Support	Health and Wellness	Health	Individual Project	Non-Infrastructure	Breede Valley	Equitable Share	-33,6211	19,4569	0	0	642000	-642000	0
W1712000-9	Worcester Transhex (professional fees) IRDP	Infrastructure	Human Settlements	Individual Project	Infrastructure Transfers - Capital	Breede Valley	Human Settlements Development Grant	-33,6539	19,4616	9500000	898035	3000000	0	3000000

Project no.	Project Name	Department	Sector	Delivery mechanism	Nature of Investment	Local Municipality	Source of Funding	Latitude	Longitude	Total Project Cost	Current year expenditure	Main appropriation	Adjustments	Adjusted appropriation
''	Avian Park	Infrastructure	Human Settlements	Individual Project	Infrastructure Transfers - Capital	Breede Valley	Human Settlements Development Grant	-33,6652	19,1334	1250000	0	1250000	-1250000	0
Breede Valley : Transhex Bulk Electrical	Breede Valley : Transhex Bulk Electrical	Infrastructure	Human Settlements	Individual Project	Infrastructure Transfers - Capital	Breede Valley	Other	-33,6514	19,1597	29000000	0	0	29000000	29000000
.B..	Breede Valley: Touwrivier WWTW Upgrade	Infrastructure	Human Settlements	Individual Project	Infrastructure Transfers - Capital	Breede Valley	Other	-33,6514	19,1597	5000000	0	0	5000000	5000000
CL091.1	CL091.1 Ashton - Swellendam	Infrastructure	Transport	Individual Project	Rehabilitation, Renovations & Refurbishment	Langeberg	Equitable Share	-33,8361	19,8544	50000000	0	0	1000000	1000000
CL102 PRMG	CL102 PRMG Reseal Windmeul	Infrastructure	Transport	Individual Project	Rehabilitation, Renovations & Refurbishment	Drakenstein	Provincial Roads Maintenance Grant	-33,6713	18,9155	500000000	0	0	1028000	1028000
CL105 PRMG	CL105 Du Toit's Kloof Pass	Infrastructure	Transport	Individual Project	Rehabilitation, Renovations & Refurbishment	Drakenstein	Provincial Roads Maintenance Grant	-33,7484	18,9969	115000000	0	0	12000000	12000000
CL158.4 Emergency flood damage repair of Bridge B6150 Kanetvlei, De Doorns	CL158.4 Emergency flood damage repair of Bridge B6150 Kanetvlei, De Doorns	Infrastructure	Transport	Individual Project	Rehabilitation, Renovations & Refurbishment	Breede Valley	Equitable Share	-33,5175	19,5533	7000000	0	0	6410000	6410000
C749.3	C749.3 REPAIRS F/HOEK MR00191	Infrastructure	Transport	Individual Project	Rehabilitation, Renovations & Refurbishment	Stellenbosch	Equitable Share	-33,9222	18,1556	20000000	0	0	20000000	20000000
C818	C818 Ashton - Montagu	Infrastructure	Transport	Individual Project	Rehabilitation, Renovations & Refurbishment	Langeberg	Equitable Share	-33,8132	19,8882	2500000000	0	0	8500000	8500000

Project no.	Project Name	Department	Sector	Delivery mechanism	Nature of Investment	Local Municipality	Source of Funding	Latitude	Longitude	Total Project Cost	Current year expenditure	Main appropriation	Adjustments	Adjusted appropriation
C914 PRMG	C914 Spier road phase 3 PRMG	Infrastructure	Transport	Individual Project	Rehabilitation, Renovations & Refurbishment	Stellenbosch	Provincial Roads Maintenance Grant	0	0	232351000	0	0	51096000	51096000
HCB10020	Ceres - Ceres CDC - Enabling work and rehabilitation	Health and Wellness	Health	Individual Project	Rehabilitation, Renovations & Refurbishment	Witzenberg	Health Facility Revitalisation Grant	-33,3608	19,3091	48000000	506921	36000000	-30494000	5506000
HCH81002 0	Ceres - Ceres CDC - HT - Enabling work and rehabilitation	Health and Wellness	Health	Individual Project	Non-Infrastructure	Witzenberg	Health Facility Revitalisation Grant	-33,3606	19,3091	10000000	0	950000	-950000	0
CB30120	Ceres - Ceres Hospital - Hospital and nurses home repairs and renovation	Health and Wellness	Health	Individual Project	Rehabilitation, Renovations & Refurbishment	Witzenberg	Health Facility Revitalisation Grant	-33,3629	19,3011	41091000	772204	426000	1387000	1813000
Ceres Vredebes (3022 services and 2163 units)	Ceres Vredebes (3022 services and 2163 units)	Infrastructure	Human Settlements	Individual Project	Infrastructure Transfers - Capital	Witzenberg	Human Settlements Development Grant	-33,4134	19,2832	30000000	0	0	30000000	30000000
ISUP96	Ceres Vredebes Phase II (529) Basic Services ESS	Infrastructure	Human Settlements	Individual Project	Infrastructure Transfers - Capital	Witzenberg	Informal Settlements Upgrading Partnership Grant	-33,4134	19,2832	35140000	0	5600000	-5600000	0
W2201000 1/1	Cloetesville Flips	Infrastructure	Human Settlements	Individual Project	Infrastructure Transfers - Capital	Stellenbosch	Human Settlements Development Grant	-33,905	18,8522	7300000	0	1300000	100000	1400000
TBC 08	Dagbreek LS	Education	Education	Individual Project	New or Replaced Infrastructure	Langeberg	Equitable Share	-33,8021	19,8875	88000000	0	0	577000	577000
D...	Drae Dyke	Infrastructure	Human Settlements	Individual Project	Infrastructure Transfers - Capital	Stellenbosch	Human Settlements Development Grant	-33,9321	18,8602	4825000	0	1400000	-1400000	0

Project no.	Project Name	Department	Sector	Delivery mechanism	Nature of Investment	Local Municipality	Source of Funding	Latitude	Longitude	Total Project Cost	Current year expenditure	Main appropriation	Adjustments	Adjusted appropriation
D.	Drommedaris	Infrastructure	Human Settlements	Packaged with Sub-Contracts	Infrastructure Transfers - Capital	Drakenstein	Human Settlements Development Grant	-33,5809	18,9453	19907000	5000000	5000000	856000	5856000
..	Fairylands	Infrastructure	Human Settlements	Individual Project	Infrastructure Transfers - Capital	Drakenstein	Human Settlements Development Grant	-33,7342	18,9621	10160000	0	8690000	-2290000	6400000
Idas Valley	Idas Valley	Infrastructure	Human Settlements	Individual Project	Infrastructure Transfers - Capital	Stellenbosch	Human Settlements Development Grant	-33,9321	18,8607	350000	0	0	350000	350000
ISUPG1	ISSP Bonnievale Boekenhoutskloof (571)	Infrastructure	Human Settlements	Individual Project	Infrastructure Transfers - Capital	Langeberg	Informal Settlements Upgrading Partnership Grant	-33,923	20,0816	40440000	175400	18000000	8000000	26000000
4	ISSP Chester Williams (139 sites) UISP	Infrastructure	Human Settlements	Individual Project	Infrastructure Transfers - Capital	Drakenstein	Informal Settlements Upgrading Partnership Grant	-33,7384	19,008	37389854	0	3000000	-2750000	250000
ISUPG2	ISSP Kayamandi Zone O (711) UISP	Infrastructure	Human Settlements	Individual Project	Infrastructure Transfers - Capital	Stellenbosch	Informal Settlements Upgrading Partnership Grant	-33,9183	18,8448	19350000	0	13350000	0	13350000
3	ISSP Lover's Lane (168 sites) UISP	Infrastructure	Human Settlements	Individual Project	Infrastructure Transfers - Capital	Drakenstein	Informal Settlements Upgrading Partnership Grant	-33,7258	18,9951	47406906	0	3000000	1500000	4500000
5	ISSP Pearl Dignified Informal Settlements 9 x Areas	Infrastructure	Human Settlements	Individual Project	Infrastructure Transfers - Capital	Drakenstein	Informal Settlements Upgrading Partnership Grant	-33,7342	18,9621	9000000	0	3000000	-2000000	1000000
0	ISSP Zwelethemba North Rem Erf 1 (2000 sites) UISP	Infrastructure	Human Settlements	Individual Project	Infrastructure Transfers - Capital	Breede Valley	Informal Settlements Upgrading	-33,6431	19,4960	13400000	0	1700000	1072000	2772000

Project no.	Project Name	Department	Sector	Delivery mechanism	Nature of Investment	Local Municipality	Source of Funding	Latitude	Longitude	Total Project Cost	Current year expenditure	Main appropriation	Adjustments	Adjusted appropriation
							Partnership Grant							
.H9D0[,	Kayamandi Zone O	Infrastructure	Human Settlements	Individual Project	Infrastructure Transfers - Capital	Stellenbosch	Human Settlements Development Grant	-33,9185	18,8448	45000000	0	17380000	-17380000	0
C8100051	Klapmuts - Klapmuts Clinic - Upgrade and Additions (Alpha)	Health and Wellness	Health	Individual Project	Upgrading & Additions	Stellenbosch	Health Facility Revitalisation Grant	-33,8056	18,8639	43000000	0	1000	-1000	0
BJPG3	Klapmuts La Rochelle (100)	Infrastructure	Human Settlements	Individual Project	Infrastructure Transfers - Capital	Stellenbosch	Informal Settlements Upgrading Partnership Grant	-33,8106	18,8626	283000	0	283000	-283000	0
C0000178	Kromme Rhee Universal Access	Infrastructure	Public Works	Individual Project	Rehabilitation, Renovations & Refurbishment	Stellenbosch	Equitable Share	-33,8712	18,8404	1074000	0	0	1074000	1074000
K.	Kylemore	Infrastructure	Human Settlements	Packaged with Sub-Contracts	Infrastructure Transfers - Capital	Stellenbosch	Human Settlements Development Grant	-33,9178	18,9506	3746700	0	833000	334000	1167000
l.	La motte forest	Infrastructure	Human Settlements	Individual Project	Infrastructure Transfers - Capital	Stellenbosch	Human Settlements Development Grant	-33,9321	18,8602	7500000	0	1500000	-1500000	0
Langeberg : Boekenhoutskloof Electrification (1)	Langeberg : Boekenhoutskloof Electrification (1)	Infrastructure	Human Settlements	Individual Project	Infrastructure Transfers - Capital	Langeberg	Other	-33,7794	20,1258	2500000	0	0	2500000	2500000
ISUPG5	Langrug Franschhoek Mooiwater (236)	Infrastructure	Human Settlements	Individual Project	Infrastructure Transfers - Capital	Stellenbosch	Informal Settlements Upgrading Partnership Grant	-33,9321	18,8602	19680000	0	5000000	-4000000	1000000
l	Lantana	Infrastructure	Human Settlements	Packaged with Sub-Contracts	Infrastructure Transfers - Capital	Drakenstein	Human Settlements	-33,7284	18,9909	8052068	0	1000000	67000	1067000

CapeWinelandsDM
@CapeWinelands_DM1
www.capewinelands.gov.za
133
INTEGRATED DEVELOPMENT PLAN 2024-25

Project no.	Project Name	Department	Sector	Delivery mechanism	Nature of Investment	Local Municipality	Source of Funding	Latitude	Longitude	Total Project Cost	Current year expenditure	Main appropriation	Adjustments	Adjusted appropriation
							Development Grant							
M.	Mbekweni	Infrastructure	Human Settlements	Individual Project	Infrastructure Transfers - Capital	Drakenstein	Human Settlements Development Grant	-33,6786	18,9880	7400000	0	1400000	0	1400000
CH810218	Paarl - Dalvale Clinic - HT - General maintenance (Alpha)	Health and Wellness	Health	Individual Project	Non-Infrastructure	Drakenstein	Health Facility Revitalisation Grant	-33,7023	18,9917	2353000	0	889000	-889000	0
HC810006	Paarl - Paarl Hospital - Rooftop chiller replacement	Health and Wellness	Health	Individual Project	Rehabilitation, Renovations & Refurbishment	Drakenstein	Health Facility Revitalisation Grant	-33,726	18,9715	7100000	1265583	0	7031000	7031000
P.	Paarl East	Infrastructure	Human Settlements	Individual Project	Infrastructure Transfers - Capital	Drakenstein	Human Settlements Development Grant	-33,728	19,0028	51800000	0	6000000	-6000000	0
HC830042	Robertson - Robertson Hospital - Interim EC	Health and Wellness	Health	Individual Project	Upgrading & Additions	Langeberg	Health Facility Revitalisation Grant	-33,8017	19,8913	14000000	0	0	1400000	1400000
Robertson Heights (210)	Robertson Heights (210)	Infrastructure	Human Settlements	Individual Project	Infrastructure Transfers - Capital	Langeberg	Human Settlements Development Grant	-33,8021	19,8875	2325000	0	0	2325000	2325000
Robertson Kanana	Robertson Kanana	Infrastructure	Human Settlements	Individual Project	Infrastructure Transfers - Capital	Langeberg	Informal Settlements Upgrading Partnership Grant	-33,7794	20,1258	176000	0	0	176000	176000
Robertson Nqubela NEW	Robertson Nqubela NEW	Infrastructure	Human Settlements	Individual Project	Infrastructure Transfers - Capital	Langeberg	Human Settlements Development Grant	-33,7794	20,1258	2600000	0	0	2600000	2600000
S.	Saron	Infrastructure	Human Settlements	Individual Project	Infrastructure Transfers - Capital	Drakenstein	Human Settlements Development Grant	-33,7342	18,9621	992000	0	992000	-992000	0

Project no.	Project Name	Department	Sector	Delivery mechanism	Nature of Investment	Local Municipality	Source of Funding	Latitude	Longitude	Total Project Cost	Current year expenditure	Main appropriation	Adjustments	Adjusted appropriation
Schoongezicht (Toilets & Water points)	Schoongezicht (Toilets & Water points)	Infrastructure	Human Settlements	Individual Project	Infrastructure Transfers - Capital	Drakenstein	Informal Settlements Upgrading Partnership Grant	-33,5809	19,0453	0	0	0	13793000	13793000
S_	Simondium	Infrastructure	Human Settlements	Individual Project	Infrastructure Transfers - Capital	Drakenstein	Human Settlements Development Grant	-33,841	18,9585	52000000	3000000	41500000	-35100000	6400000
L233	Simondium Library	Cultural Affairs and Sports	Cultural Affairs and Sport	Individual Project	Infrastructure Transfers - Capital	Drakenstein	Community Library Service Grant	-33,841	18,9585	0	0	0	720000	720000
Solar Geysers Vlakkeland (53)	Solar Geysers Vlakkeland (53)	Infrastructure	Human Settlements	Individual Project	Infrastructure Transfers - Capital	Drakenstein	Other	-33,5809	19,0453	2000000	0	0	2000000	2000000
TBA 302	Somerset West HS	Education	Education	Individual Project	New or Replaced Infrastructure	Stellenbosch	Equitable Share	-34,0551	18,8143	85000000	0	0	40000000	40000000
CH830122-0001	Stellenbosch - Stellenbosch Hospital - HT - CEI Capital Infrastructure 2023-24	Health and Wellness	Health	Individual Project	Non-Infrastructure	Stellenbosch	Health Facility Revitalisation Grant	-33,9306	18,8708	951000	0	0	951000	951000
Stellenbosch Jamestown Phase 2 - 4 (1016) IRDP	Stellenbosch Jamestown Phase 2 - 4 (1016) IRDP	Infrastructure	Human Settlements	Individual Project	Infrastructure Transfers - Capital	Stellenbosch	Human Settlements Development Grant	-33,9321	18,8607	1223000	0	0	1223000	1223000
...	Stellenbosch La Colline Flats	Infrastructure	Human Settlements	Individual Project	Infrastructure Transfers - Capital	Stellenbosch	Other	-33,9321	18,8607	6500000	0	0	6500000	6500000
DTPW/CF5/2013	Stofland PS	Education	Education	Individual Project	New or Replaced Infrastructure	Breede Valley	Equitable Share	-33,483	19,682	91656000	0	0	67000	67000
.*	Strydom Street	Infrastructure	Human Settlements	Individual Project	Infrastructure Transfers - Capital	Langeberg	Human Settlements	-33,7794	20,1258	2500000	0	2500000	0	2500000

Project no.	Project Name	Department	Sector	Delivery mechanism	Nature of Investment	Local Municipality	Source of Funding	Latitude	Longitude	Total Project Cost	Current year expenditure	Main appropriation	Adjustments	Adjusted appropriation
							Developme nt Grant							
WE/00067 4/2015	Tulbagh HS	Education	Education	Individual Project	Upgrading & Additions	Witzenberg	Equitable Share	-33,284	19,1411	45735000	0	0	195000	193000
Wittenbur g Longlands (106 incr to 144) IRDP	Wittenburg Longlands (106 incr to 144) IRDP	Infrastructure	Human Settlements	Individual Project	Infrastructure Transfers - Capital	Stellenbosch	Human Settlements Developme nt Grant	-33,9586	18,798	2400000	0	0	2400000	2400000
C0860024	Worcester - WCCN Boland Overberg Campus - Additional Nurses accommodation - Erica Hostel	Health and Wellness	Health	Individual Project	Upgrading & Additions	Breede Valley	Health Facility Revitalisatio n Grant	-33,645	19,4537	11885000	0	1000	350000	351000
-,	Worcester: Fisher Street	Infrastructure	Human Settlements	Individual Project	Infrastructure Transfers - Capital	Breede Valley	Human Settlements Developme nt Grant	-33,6539	19,4616	1481000	0	430000	-95000	335000
W	Worcester: Transhex	Infrastructure	Human Settlements	Individual Project	Infrastructure Transfers - Capital	Breede Valley	Human Settlements Developme nt Grant	-33,6539	19,4616	131000000	0	50000000	-50000000	0
GRAND TOTAL										6170850569	519094340	1915463000	-639982889	1275480111

*Source: Extract from National Infrastructure Reporting Model B5 reports as of **11 December 2023**, provided by Provincial Treasury.*

TABLE 3: INFRASTRUCTURE PROJECTS IN THE MAIN BUDGET 2023-24, THAT WERE NOT OBSERVED IN THE ADJUSTMENT BUDGET 2023/24

Count: 62 Projects

Amounts in Rand

Department	Sector	Nature of Investment	Funding	Project Name	Project No.	Delivery Mechanism	Local Municipality	Latitude	Longitude	Total project cost	Previous Years Expenditure	MTEF 1 2023/24	MTEF 2 2024/25	MTEF 3 2025/26
Infrastructure	Human Settlements	Infrastructure Transfers - Capital	Human Settlements Development Grant	Avian Park Albatros Str-Rem-Erf 1 (800 sites) IRDP	WO8090010/4	Individual Project	Breede Valley	-33,6652	19,4334	4250000	0	1250000	1500000	1500000
Infrastructure	Transport	Rehabilitation, Renovations & Refurbishment	Provincial Roads Maintenance Grant	C1202 PRMG Rehab/reseal MR264 Swellendam - Bredasdorp (38,5km)	C1202 PRMG	Individual Project	Breede Valley	-33,7272	19,4735	98000000	0	0	0	32000000
Infrastructure	Transport	Rehabilitation, Renovations & Refurbishment	Equitable Share	C1202 Rehab/reseal MR264 Swellendam - Bredasdorp (38,5km)	C1202	Individual Project	Breede Valley	-33,7272	19,4735	435000000	0	0	25086000	59233000
Infrastructure	Transport	Rehabilitation, Renovations & Refurbishment	Provincial Roads Maintenance Grant	C1217 Reseal Stellenbosch - Pniel (Helshoogte Pass)	C1217	Individual Project	Stellenbosch	-33,8881	18,9591	88000000	0	0	22000000	46000000
Infrastructure	Transport	Upgrading and Additions	Equitable Share	C1225 Stellenbosch - N1 doubling	C1225	Individual Project	Stellenbosch	-33,9121	18,8602	20000000	0	0	0	5000000
Infrastructure	Transport	Rehabilitation, Renovations & Refurbishment	Provincial Roads Maintenance Grant	C1225.1 Reseal N1 - Stellenbosch	C1225.1	Individual Project	Stellenbosch	-33,9121	18,8602	61000000	0	0	0	60000000
Infrastructure	Transport	Rehabilitation, Renovations & Refurbishment	Provincial Roads Maintenance Grant	C1228 Reseal Old Paarl Road Klapmuts - Paarl	C1228	Individual Project	Stellenbosch	-33,8106	18,8626	65000000	0	0	5000000	60000000
Infrastructure	Transport	Rehabilitation, Renovations & Refurbishment	Provincial Roads Maintenance Grant	C1229.1 Reseal Paarl - Franschhoek 14,5km	C1229.1	Individual Project	Stellenbosch	-33,8975	19,1528	45000000	0	0	0	45000000

Department	Sector	Nature of Investment	Funding	Project Name	Project No.	Delivery Mechanism	Local Municipality	Latitude	Longitude	Total project cost	Previous Years Expenditure	MTEF 1 2023/24	MTEF 2 2024/25	MTEF 3 2025/26
Infrastructure	Transport	New or Replaced Infrastructure	Equitable Share	C1234.01 Worcester Eastern Bypass TR33/1	C1234.1	Individual Project	Breede Valley	-33,6539	19,4616	300000000	0	0	31000000	130000000
Infrastructure	Human Settlements	Infrastructure Transfers - Capital	Human Settlements Development Grant	Cape Winelands: Drakenstein: Pearl Simondium: 1033 Sites and Land Acquisition Farm Boschenhoek 1322 - IRDP - Phase 1	W 17020005/1	Individual Project	Drakenstein	-33,841	18,9585	52000000	0	41500000	1500000	9000000
Infrastructure	Human Settlements	Infrastructure Transfers - Capital	Human Settlements Development Grant	Cape Winelands: Drakenstein: Saron: 350 - Irdp - Phase 1	W21030001/1	Individual Project	Drakenstein	-33,7142	18,9821	902000	0	902000	0	0
Infrastructure	Human Settlements	Infrastructure Transfers - Capital	Informal Settlements Upgrading Partnership Grant	Cape Winelands: Langeberg: Bonnievale: Boekenhoutskloof: 224 Sites - UISP Stages 1 & 2 - Phase 1	W19030008	Individual Project	Langeberg	-33,923	20,0816	40440000	0	18000000	22440000	0
Infrastructure	Human Settlements	Infrastructure Transfers - Capital	Human Settlements Development Grant	Cape Winelands: Stellenbosch Droe Dyke - 1000 sites - Irdp - Phase 1	W21020002/1	Individual Project	Stellenbosch	-33,9321	18,8602	4825000	0	1400000	3425000	0
Infrastructure	Human Settlements	Infrastructure Transfers - Capital	Informal Settlements Upgrading Partnership Grant	Cape Winelands: Stellenbosch: Kayamandi Zone 0 - 711 Services ISSP - Phase 1	W16030013/2	Individual Project	Stellenbosch	-33,9183	18,8448	19350000	0	13350000	16080000	6000000
Infrastructure	Human Settlements	Infrastructure Transfers - Capital	Human Settlements Development Grant	Cape Winelands: Stellenbosch: Kayamandi Zone 0 - 711 Services ISSP - Phase 1	W16030013/3	Individual Project	Stellenbosch	-33,9183	18,8448	45000000	0	17380000	10744000	15800000
Infrastructure	Human Settlements	Infrastructure Transfers - Capital	Human Settlements	Cape Winelands: Worcester: Fisher Street Erf 30253:	W16010082/1	Individual Project	Breede Valley	-33,6539	19,4616	1481000	0	430000	1051000	0

Department	Sector	Nature of Investment	Funding	Project Name	Project No.	Delivery Mechanism	Local Municipality	Latitude	Longitude	Total project cost	Previous Years Expenditure	MTEF 1 2023/24	MTEF 2 2024/25	MTEF 3 2025/26
			Development Grant	307 Sites - IRDP - Phase 1										
Health and Wellness	Health	Non-Infrastructure	Health Facility Revitalisation Grant	Ceres - Ceres CDC - HT - Enabling work for Hospital CIPD	CH810210	Individual Project	Witzenberg	-33,3626	19,3012	2501000	855514	0	950000	1425000
Health and Wellness	Health	Non-Infrastructure	Health Facility Revitalisation Grant	Ceres - Ceres CDC - HT - Rehabilitation of acquired building	HCH810020	Individual Project	Witzenberg	-33,3603	19,3091	10000000	0	950000	7600000	1450000
Health and Wellness	Health	Rehabilitation, Renovations & Refurbishment	Health Facility Revitalisation Grant	Ceres - Ceres CDC - Rehabilitation of acquired building	HCI810020	Individual Project	Witzenberg	-33,3603	19,3091	50000000	0	36000000	4000000	0
Health and Wellness	Health	Rehabilitation, Renovations & Refurbishment	Health Facility Revitalisation Grant	Ceres - Ceres Hospital - Hospital and nurses home repairs and renovations	CH830120	Individual Project	Witzenberg	-33,3629	19,3011	29205000	2051610	426000	4285000	6761000
Health and Wellness	Health	Upgrading and Additions	Health Facility Revitalisation Grant	Ceres - Nduli Clinic - Upgrade and Additions (Alpha)	CH810010	Individual Project	Witzenberg	-33,3564	19,34	150000000	0	0	0	10000
Infrastructure	Human Settlements	Infrastructure Transfers - Capital	Informal Settlements Upgrading Partnership Grant	Ceres Vredebes Phase H (329) Basic Services ESS UISP	W18010002	Individual Project	Witzenberg	-33,4134	19,2832	35140000	8874812	5600000	0	0
Health and Wellness	Health	Non-Infrastructure	Health Facility Revitalisation Grant	De Doorns - Sandhills Clinic (Repl) - HT - Replacement	CH810014	Individual Project	Breede Valley	0	0	3000000	0	0	0	950000
Infrastructure	Human Settlements	Infrastructure Transfers - Capital	Human Settlements Development Grant	DHS: Breede Valley: Worcester: Tranches: 1419 T/S - IRDP - Ph 1: 1277 T/S	W17120003/1	Individual Project	Breede Valley	-33,6539	19,4616	131000000	9850699	50000000	50000000	31000000
Infrastructure	Transport	Upgrading and Additions	Equitable Share	DR1337 Wansbek DM	DR1337 Wansbek DM	Individual Project	Langeberg	-33,9133	19,6405	80000000	0	0	0	37000000
Infrastructure	Transport	Upgrading and Additions	Equitable Share	DR1374 Robertson-Lange Valley DM	DR1374 Robertson-	Individual Project	Langeberg	-33,8021	19,8875	7000000	0	0	7000000	0

Department	Sector	Nature of Investment	Funding	Project Name	Project No.	Delivery Mechanism	Local Municipality	Latitude	Longitude	Total project cost	Previous Years Expenditure	MTEF 1 2023/24	MTEF 2 2024/25	MTEF 3 2025/26
					Langa Valley DM									
Infrastructure	Transport	Upgrading and Additions	Equitable Share	DR1385 Keerweder DM	DR1385 Keerweder DM	Individual Project	Drakenstein	-33,7371	18,9683	22000000	0	0	13000000	0
Infrastructure	Human Settlements	Infrastructure Transfers - Capital	Human Settlements Development Grant	Drakenstein: Paarl: Drommedaris - 1407 (Ph 1: 650 T/S)	W11080004	Packaged with Sub-Contracts	Drakenstein	-33,5809	19,0453	19907000	0	5000000	0	0
Infrastructure	Human Settlements	Infrastructure Transfers - Capital	Human Settlements Development Grant	Drakenstein: Paarl: Lantana: 76 T/S (Ph 1: 76 T/S)	W14080003	Packaged with Sub-Contracts	Drakenstein	-33,7284	18,9969	8652068	0	1000000	0	0
Infrastructure	Human Settlements	Infrastructure Transfers - Capital	Informal Settlements Upgrading Partnership Grant	ISSP Ceres Nduli Infills ISS (188 sites) UISP	W17030024/2	Individual Project	Witzenberg	-33,3536	19,3432	5280000	0	0	0	5280000
Infrastructure	Human Settlements	Infrastructure Transfers - Capital	Informal Settlements Upgrading Partnership Grant	ISSP Chester Williams (139 services) UISP	W17010005/2	Individual Project	Drakenstein	-33,7384	19,003	37388064	0	3000000	3000000	2340000
Infrastructure	Human Settlements	Infrastructure Transfers - Capital	Informal Settlements Upgrading Partnership Grant	ISSP Klapmuts La Rochelle (100 sites) UISP	W22080012	Individual Project	Stellenbosch	-33,8106	18,8626	283000	0	283000	0	0
Infrastructure	Human Settlements	Infrastructure Transfers - Capital	Informal Settlements Upgrading Partnership Grant	ISSP Loverslane (168 services) UISP	W17010004/2	Individual Project	Drakenstein	-33,7258	18,9951	47406506	241231	3000000	3000000	4080000
Infrastructure	Human Settlements	Infrastructure Transfers - Capital	Informal Settlements Upgrading Partnership Grant	ISSP Montagu Mandela Square (173) UISP	W17030023/2	Individual Project	Langeberg	-33,7703	20,1518	12380000	0	0	0	10380000

Department	Sector	Nature of Investment	Funding	Project Name	Project No.	Delivery Mechanism	Local Municipality	Latitude	Longitude	Total project cost	Previous Years Expenditure	MTEF 1 2023/24	MTEF 2 2024/25	MTEF 3 2025/26
Infrastructure	Human Settlements	Infrastructure Transfers - Capital	Informal Settlements Upgrading Partnership Grant	ISSP Paarl Dignified Informal Settlements 9 x Areas UISP	W17090002/2	Individual Project	Drakenstein	-33,7342	18,9621	9000000	0	3000000	3000000	0
Infrastructure	Human Settlements	Infrastructure Transfers - Capital	Informal Settlements Upgrading Partnership Grant	ISSP Zwelethemba North Rem Erf 1 (2000 services) UISP	W16080002/2	Individual Project	Breede Valley	-33,6431	19,1909	13400000	0	1700000	1700000	10000000
Infrastructure	Human Settlements	Infrastructure Transfers - Capital	Human Settlements Development Grant	Jamestown Ph2, Ph3 and Ph4 (1044 sites) IRDP	W21030006	Individual Project	Stellenbosch	-33,9791	18,847	27800000	0	0	6000000	21800000
Infrastructure	Human Settlements	Infrastructure Transfers - Capital	Human Settlements Development Grant	Langeberg: Bonnievale: Uitsig: 88 - Irdp - Phase 1	W18040003/1	Individual Project	Langeberg	-33,9159	20,0807	300000	0	0	80000	200000
Infrastructure	Human Settlements	Infrastructure Transfers - Capital	Informal Settlements Upgrading Partnership Grant	Langrug Mooiwater Dam Ph1 (300 sites) UISP	W17080020	Individual Project	Stellenbosch	-33,9121	18,8802	19680000	0	5000000	0	0
Health and Wellness	Health	Non-Infrastructure	Health Facility Revitalisation Grant	Montagu - Montagu Hospital - HT - Rehabilitation.	CH810034-0001	Individual Project	Langeberg	-33,7975	20,1232	6000000	0	0	950000	1000000
Infrastructure	Human Settlements	Infrastructure Transfers - Capital	Human Settlements Development Grant	Montagu Strydom Street	W22080017	Individual Project	Langeberg	-33,7794	20,1258	2500000	0	2500000	0	0
Education	Education	New or Replaced Infrastructure	Education Infrastructure Grant	New Klapmuts PS	TBA 13	Individual Project	Stellenbosch	-33,8257	18,8767	95200000	0	0	0	45000000
Health and Wellness	Health	Non-Infrastructure	Health Facility Revitalisation Grant	Paarl - Dalevale Clinic - HT - General maintenance (Alpha)	CH810218	Individual Project	Drakenstein	-33,7023	18,9917	2314000	861263	880000	0	0

Department	Sector	Nature of Investment	Funding	Project Name	Project No.	Delivery Mechanism	Local Municipality	Latitude	Longitude	Total project cost	Previous Years Expenditure	MTEF 1 2023/24	MTEF 2 2024/25	MTEF 3 2025/26
Health and Wellness	Health	Non-Infrastructure	Health Facility Revitalisation Grant	Paarl - Paarl Ambulance Station - HT - Upgrade and additions incl wash bay	CH820050	Individual Project	Drakenstein	-33,7201	18,97	1000000	0	0	0	285000
Health and Wellness	Health	Non-Infrastructure	Health Facility Revitalisation Grant	Paarl - Paarl CDC - OD OA - New	CO810071	Individual Project	Drakenstein	-33,6753	18,9929	267000	0	0	130000	0
Health and Wellness	Health	Non-Infrastructure	Health Facility Revitalisation Grant	Paarl - Sonstraal Hospital - HT - Upgrade and Additions (Alpha)	HCH840017	Individual Project	Drakenstein	-33,7116	18,587	80000000	0	0	38000000	38000000
Infrastructure	Human Settlements	Infrastructure Transfers - Capital	Human Settlements Development Grant	Paarl East Farm Worker Housing (600 sites) IRDP	W170100006/2	Individual Project	Drakenstein	-33,728	18,0028	518000000	0	60000000	60000000	398000000
Infrastructure	Human Settlements	Infrastructure Transfers - Capital	Human Settlements Development Grant	Paarl Fairylands (259 units)	W150200006/3	Individual Project	Drakenstein	-33,7342	18,9621	10160000	0	8690000	0	0
Infrastructure	Human Settlements	Infrastructure Transfers - Capital	Human Settlements Development Grant	Paarl Mbekweni Erf 557 (400 sites) IRDP_FLISP	W160100010/2	Individual Project	Drakenstein	-33,6788	18,9889	74000000	686646	1400000	0	60000000
Health and Wellness	Health	Non-Infrastructure	Health Facility Revitalisation Grant	Robertson - Robertson Hospital - HT - Acute Psychiatric Ward and New EC	CH830084	Individual Project	Breede Valley	-33,8017	19,8913	95660000	0	0	23750000	33250000
Infrastructure	Human Settlements	Infrastructure Transfers - Capital	Human Settlements Development Grant	Robertson Nkqubela Erf 136 (172 units) IRDP	W081100002/3	Individual Project	Langeberg	-33,8021	19,8875	148200000	147881117	0	10000000	60000000
Health and Wellness	Health	Non-Infrastructure	Health Facility Revitalisation Grant	Stellenbosch - Kayamandi Clinic - HT - Upgrade and Additions (Alpha)	CH810000	Individual Project	Stellenbosch	-33,9192	18,8466	60000000	0	0	0	38000000

Department	Sector	Nature of Investment	Funding	Project Name	Project No.	Delivery Mechanism	Local Municipality	Latitude	Longitude	Total project cost	Previous Years Expenditure	MTEF 1 2023/24	MTEF 2 2024/25	MTEF 3 2025/26
Health and Wellness	Health	Non-Infrastructure	Health Facility Revitalisation Grant	Stellenbosch - Klapmuts Clinic - HT - Upgrade and Additions (Alpha)	CH810091	Individual Project	Stellenbosch	-33,8096	18,8639	4000000	0	0	0	2850000
Health and Wellness	Health	Upgrading and Additions	Health Facility Revitalisation Grant	Stellenbosch - Klapmuts Clinic - Upgrade and Additions (Alpha)	CH810091	Individual Project	Stellenbosch	-33,8096	18,8639	25000000	0	1000	1580000	1200000
Infrastructure	Human Settlements	Infrastructure Transfers - Capital	Human Settlements Development Grant	Stellenbosch Cloetesville (380 sites) IRDP	W22010001/1	Individual Project	Stellenbosch	-33,905	18,8522	7300000	0	1300000	0	6000000
Infrastructure	Human Settlements	Infrastructure Transfers - Capital	Human Settlements Development Grant	Stellenbosch Lamotte Old Forest Station (1000 sites) IRDP	W16060006/2	Individual Project	Stellenbosch	-33,9321	18,8602	7500000	0	1500000	0	6000000
Infrastructure	Human Settlements	Infrastructure Transfers - Capital	Human Settlements Development Grant	Stellenbosch: Kayamandi Watergang Northern Extension (2000)	W96080007	Packaged with Sub-Contracts	Stellenbosch	-33,9147	18,8444	30000000	0	0	6000000	21800000
Infrastructure	Human Settlements	Infrastructure Transfers - Capital	Human Settlements Development Grant	Stellenbosch: Kylemore - 236 <203> S (Phase 1)	W18110003	Packaged with Sub-Contracts	Stellenbosch	-33,9178	18,9506	3746700	0	813000	2000000	0
Infrastructure	Human Settlements	Infrastructure Transfers - Capital	Informal Settlements Upgrading Partnership Grant	Tulbagh IRS - Chris Hani & Die Gaatjie (1000) UISP	W17020020/2	Individual Project	Witzenberg	-33,2872	19,1434	3000000	0	0	1500000	0
Infrastructure	Human Settlements	Infrastructure Transfers - Capital	Informal Settlements Upgrading Partnership Grant	Witzenberg: Tulbagh (500) UISP	W17020020	Packaged with Sub-Contracts	Witzenberg	-33,2872	19,1434	1500000	0	0	88-1000	0
Health and Wellness	Health	Upgrading and Additions	Health Facility Revitalisation Grant	Worcester - WECN Boland - Additional Nurses	CH860024	Individual Project	Breede Valley	-33,645	19,4537	11889000	5946602	1000	0	0

Department	Sector	Nature of Investment	Funding	Project Name	Project No.	Delivery Mechanism	Local Municipality	Latitude	Longitude	Total project cost	Previous Years Expenditure	MTEF 1 2023/24	MTEF 2 2024/25	MTEF 3 2025/26
				accommodation - Erica Hostel										
Health and Wellness	Health	Non-Infrastructure	Health Facility Revitalisation Grant	Worcester - Worcester CDC - HT - Upgrade of MCIU area	CH810243	Individual Project	Breede Valley	-33,6448	19,4601	2000000	0	0	950000	950000

*Source: Extract from National Infrastructure Reporting Model B5 reports as of **28 February 2023**, provided by Provincial Treasury.*